



**2021**

**U.S. 69  
Highway  
Corridor Survey  
Findings Report**

Presented to the  
Kansas Department of  
Transportation (KDOT)

June 2021



# Contents

## Findings Report

i	Executive Summary	Page i
1	Charts and Graphs: <i>Overall Results</i>	Page 1
2	GIS Mapping	Page 35
3	Crosstabulation Data: <i>Results by Location</i>	Page 67
4	Tabular Data: <i>Overall Results</i>	Page 95
5	Survey Instrument	Page 109



# Executive Summary

# U.S. 69 Highway Corridor Survey

## Executive Summary

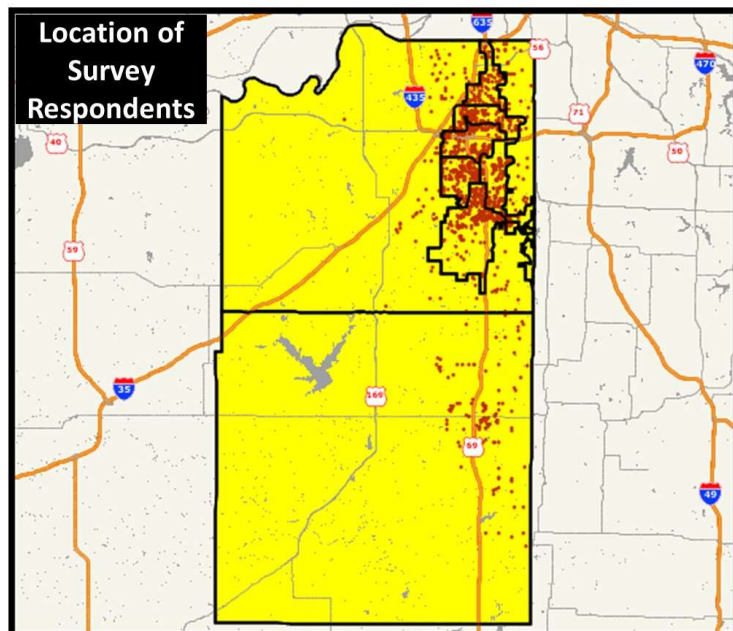
### Overview

During May 2021, ETC Institute administered a survey for the Kansas Department of Transportation (KDOT). The purpose of the survey was to gather statistically valid input from residents in eastern Johnson and Miami counties about improvements that are being considered to U.S. 69 Highway between 103<sup>rd</sup> and 179<sup>th</sup> Streets in Johnson County. Data collected from this survey will be used to ensure that the needs and priorities of the community are incorporated into the decision-making process.

### Methodology

ETC Institute mailed a survey packet to a random sample of 5,000 households in eastern Johnson and Miami counties. Each packet contained a cover letter, a copy of the survey, and a postage-paid return envelope. Residents who received the survey were given the option of returning the survey by mail or completing it online at [www.KDOTUS69Survey.org](http://www.KDOTUS69Survey.org).

A few days after the surveys were mailed, ETC Institute sent emails to the households that received the survey to encourage participation. The emails contained a link to the online version of the survey to make it easy for residents to complete the survey. To prevent people who were not residents of the study area from participating, everyone who completed the survey online was required to enter their home address prior to submitting the survey. ETC Institute then matched the addresses that were entered online with the addresses that were originally selected for the random sample. If the address from a survey completed online did not match one of the addresses selected for the sample, the online survey was not counted. The red dots on the map to the right show the location of respondents to the survey.



The goal was to obtain completed surveys from at least 800 residents. The goal was exceeded with a total of 1,257 residents completing the survey. Of these 1,002 were residents of Overland Park, 131 were residents of Johnson County who lived outside Overland Park, and 124 were from Miami County. The sample of 1,002 respondents from Overland Park included at least 100 respondents from each of the City's six wards. The overall results for the sample of 1,257 respondents have a precision of at least  $\pm 2.8\%$  at the 95% level of confidence.

This report contains the following:

- Section 1: Charts showing the overall results of the survey
- Section 2: GIS maps of selected results
- Section 3: Crosstabulations that show the results by location
- Section 4: Tabular data showing the overall results of all questions on the survey
- Section 5: A copy of the survey instrument

The major findings of the survey are summarized below and on the following pages.

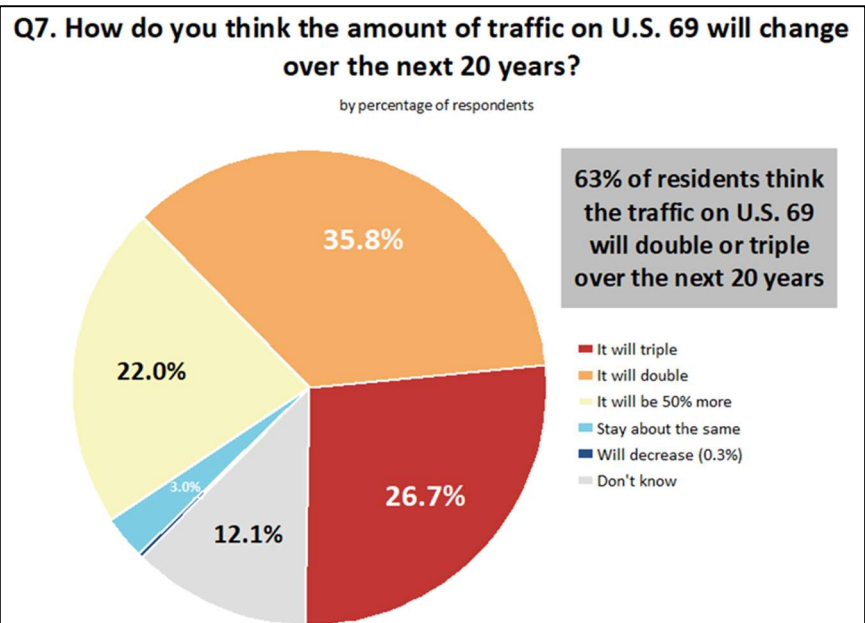
## MAJOR FINDINGS

### ***Awareness of Plans to Improve U.S. 69 Has Increased Significantly***

- 61% of those surveyed indicated they knew KDOT was studying improvements to U.S. 69., which was an increase of 19% since November 2020 when 42% indicated they knew.
- The top two ways residents reported learning about KDOT’s plans to improve U.S. 69 were from the local news media (38%) and the City of Overland Park (36%).

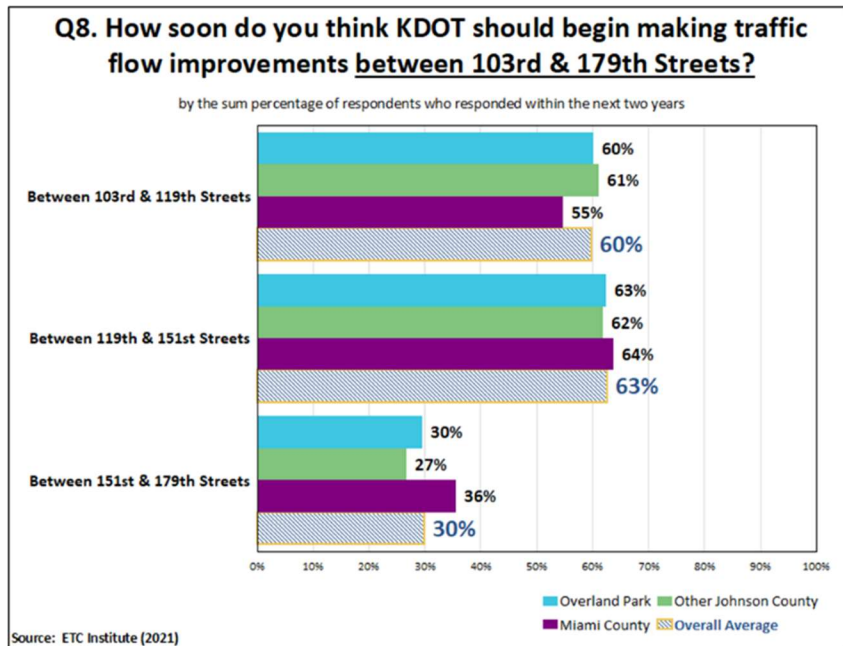
### ***The Majority of Residents Think the Amount of Traffic on U.S. 69 Will Increase Significantly Over the Next 20 Years***

- 27% of those surveyed thought the amount of traffic on U.S. 69 will triple over the next 20 years.
- Nearly two-thirds (63%) of those surveyed thought the amount of traffic on U.S. 69 will at least double over the next 20 years.
- 85% thought traffic levels will be at least 50% greater than they are today.



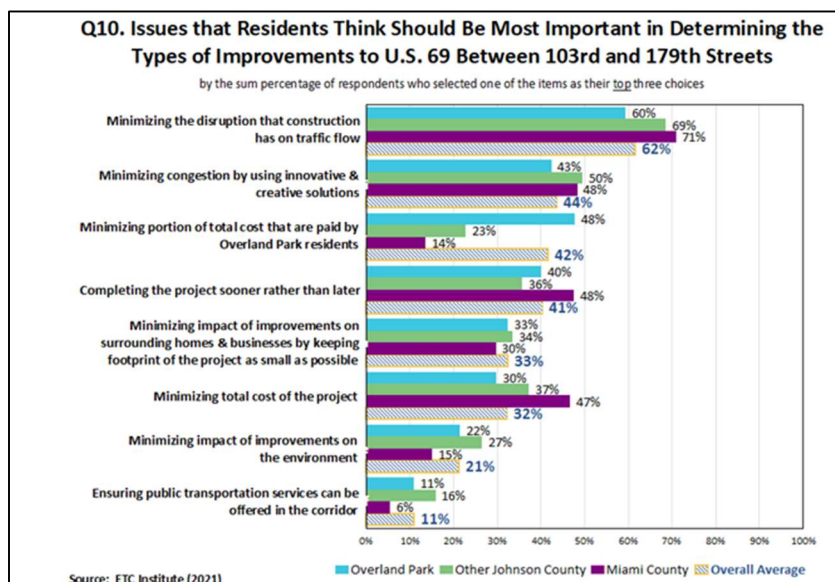
## Residents Think Traffic Flow Improvements Should Begin Soon

- More than half of the residents surveyed in Overland Park, other areas of Johnson County and Miami County thought improvements to traffic flow between 103<sup>rd</sup> and 151<sup>st</sup> Streets should begin within the next two years.
- About one-third (30%) of those surveyed thought traffic flow improvements between 151<sup>st</sup> and 179<sup>th</sup> Streets should begin within the next two years; nearly two thirds (63%) thought improvements between 151<sup>st</sup> and 179<sup>th</sup> streets should begin within 5 years.



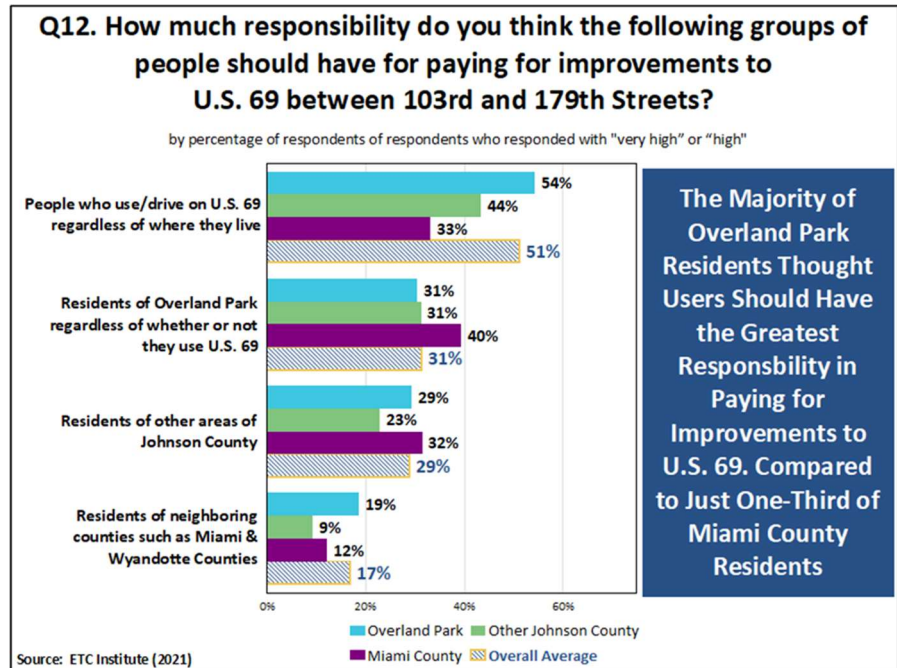
## Minimizing Disruptions that Construction Will Have on Traffic Flow Is a Top Priority for Residents

- 62% of residents indicated that minimizing the disruption that construction has on traffic flow should be the most important issue in determining the types of improvements to make to U.S. 69 between 103<sup>rd</sup> and 179<sup>th</sup> Streets. It was the most important issue in all areas surveyed.
- Among all respondents, minimizing congestion by using innovative and creative solutions was the second most important issue. For Overland Park residents, minimizing the portion of the total cost to be paid by Overland Park residents was the second most important issue.



## Overland Park Residents Think Users of U.S. 69 Should Have the Greatest Responsibility for Paying for Improvements to U.S. 69

- A majority (54%) of Overland Park residents thought people who use U.S. 69 should have the most responsibility for paying for improvements to U.S. 69 between 103<sup>rd</sup> and 179<sup>th</sup> streets.
- Residents who live in Miami County were more likely to think that Overland Park residents should pay for the improvements even if the residents do not use the highway.



## OTHER FINDINGS

- **Importance of U.S. 69 to Businesses and Jobs in Overland Park.** Most (87%) residents surveyed thought U.S. 69 is either very important (65%) or important (22%) to businesses and jobs in Overland Park.
- **Awareness of the Local Contribution for Highway Projects.** Less than half (49%) of the residents surveyed were aware that cities like Overland Park, Topeka, and Wichita contribute local funds to help ensure major highway projects in their communities are constructed.
- **Experience with Express Toll Lanes.** More than three-fourths (78%) of the residents surveyed indicated that they have seen “express toll lanes” in urban areas of other states.
- **How Often Residents Would Pay to Use Express Toll Lanes.** Residents were asked the frequency they would pay to use an express lane to avoid congestion on U.S. 69 if the cost were between \$0.65 and \$1.75 or less to travel the complete distance between 103<sup>rd</sup> and 151<sup>st</sup> Streets. Nearly two-thirds (62%) indicated they would use it under certain conditions. One-third (32%) indicated they would never use it, and 6% did not have an opinion.



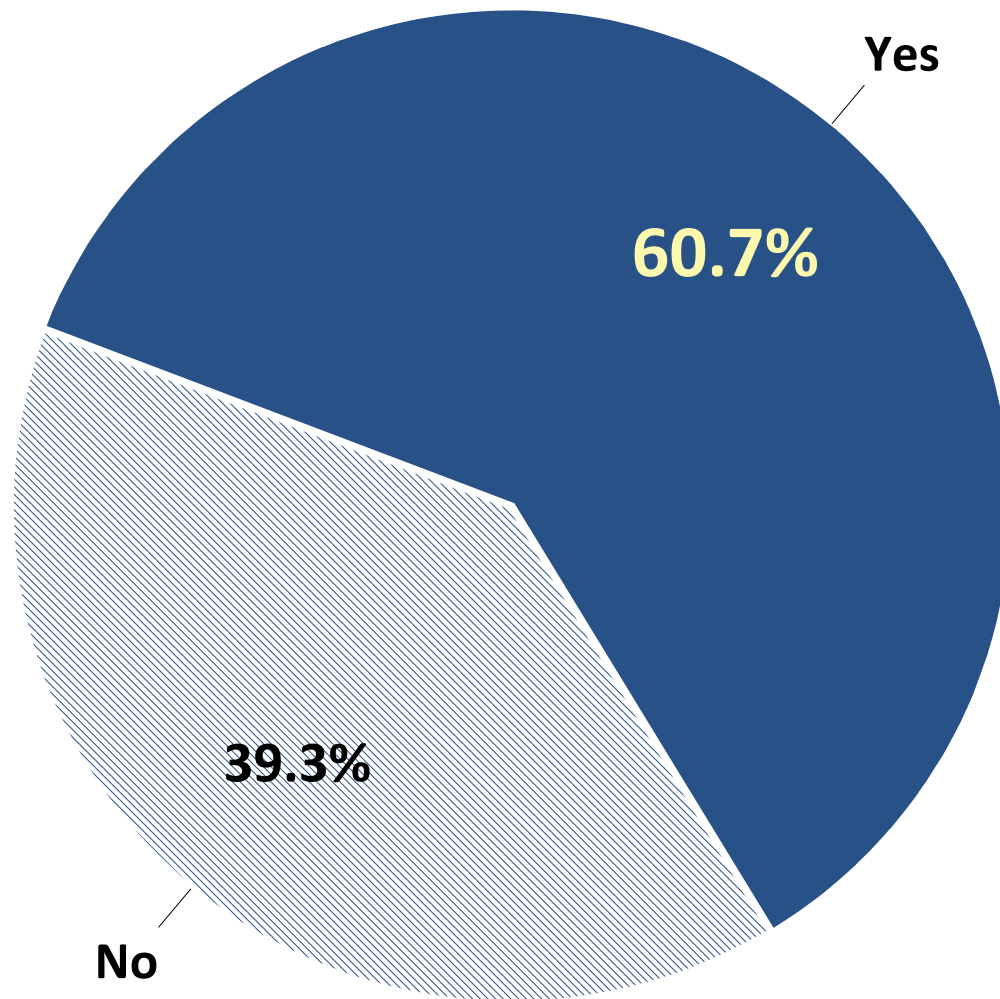
# Charts and Graphs: Overall Results



**U.S. 69 Highway  
Follow-up Survey  
May 2021  
Part I: Awareness**

# Q1. Before receiving this survey, did you know that KDOT was studying improvements to U.S. 69 between 103rd and 179th Streets?

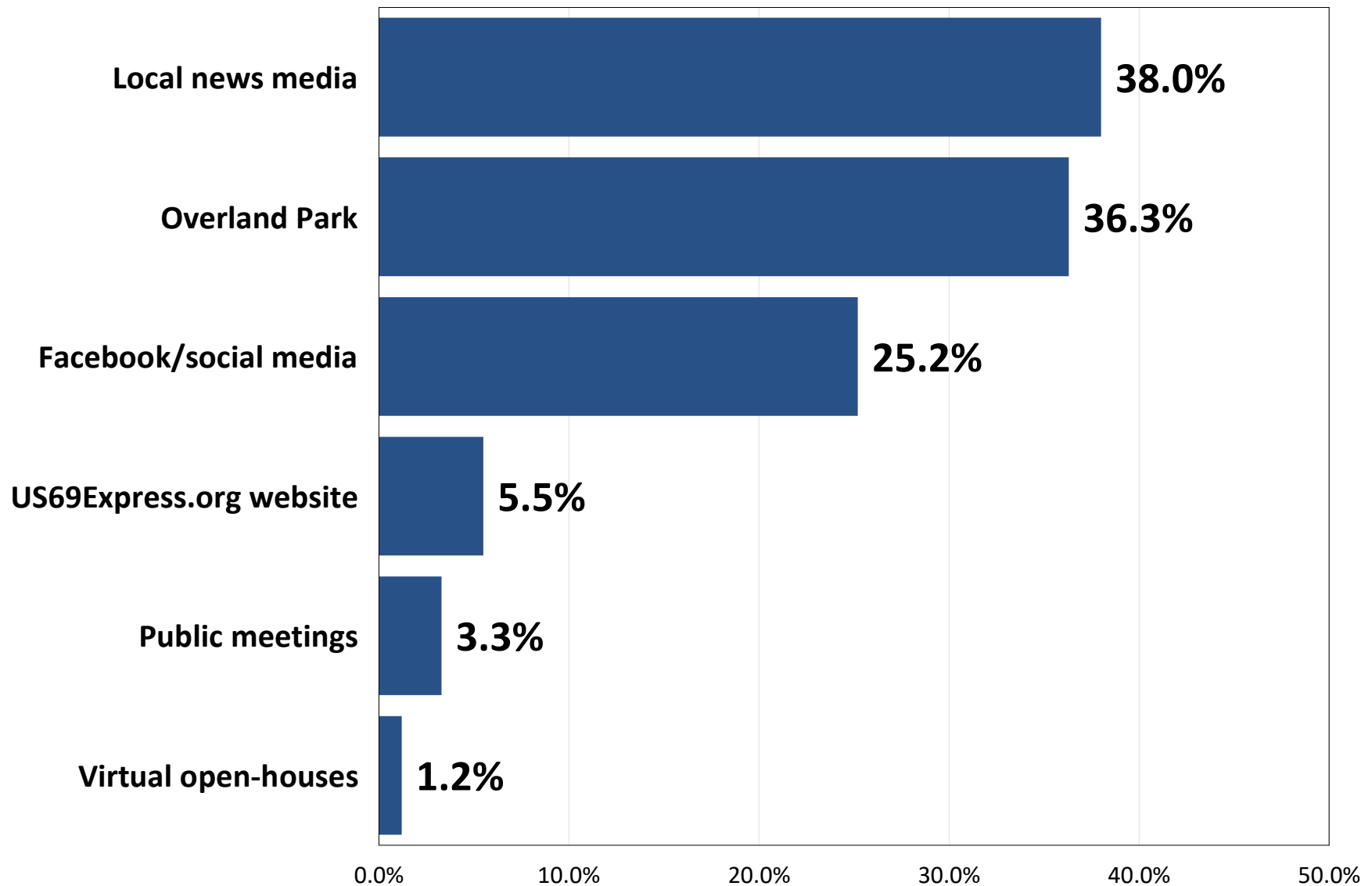
by percentage of respondents



**% YES increased by 19%  
(42% in November 2020 to  
61% in May 2021)**

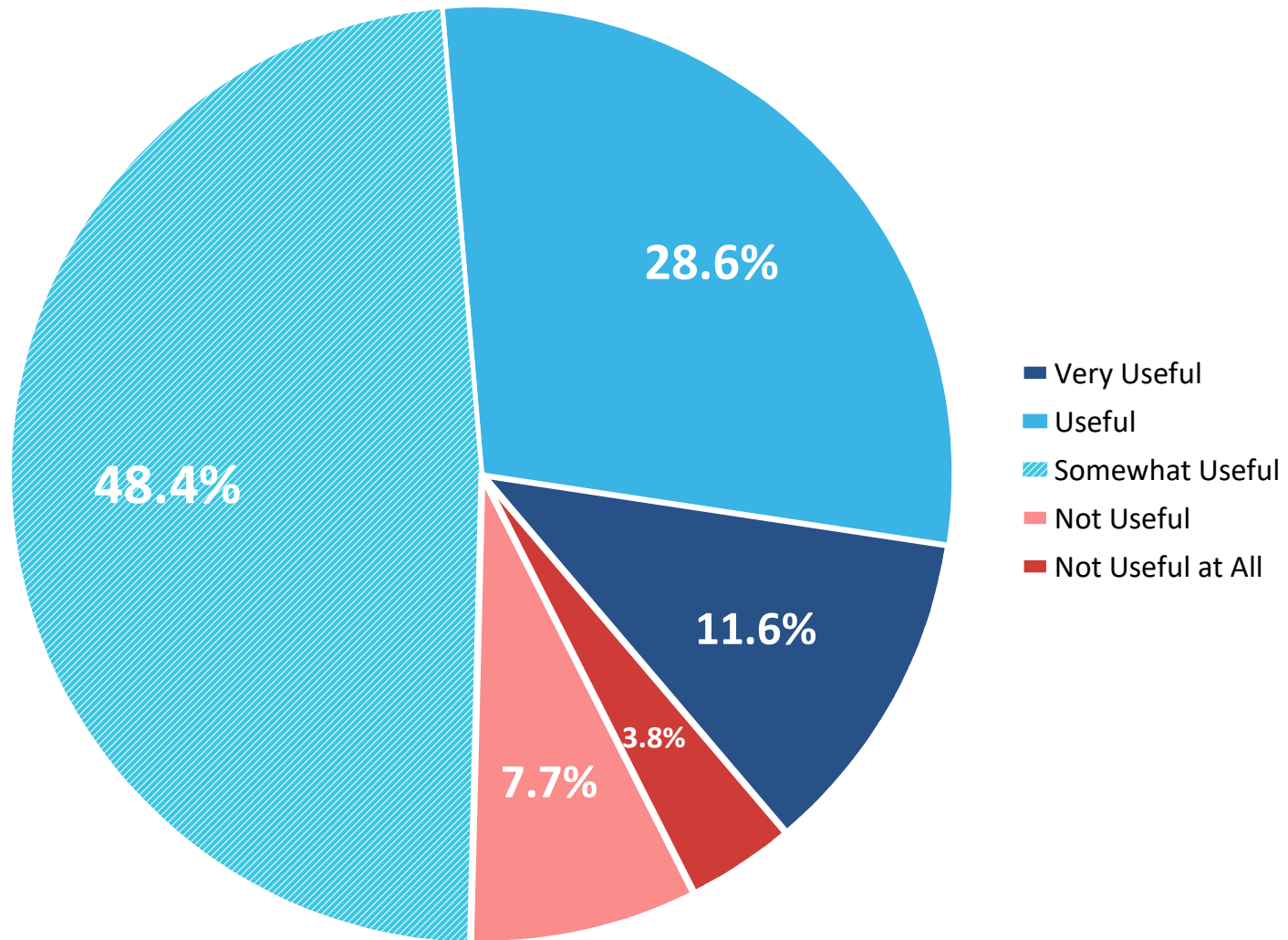
# Q1a. How did you learn about KDOT's efforts to plan improvements to U.S. 69 between 103rd and 179th Streets?

by percentage of respondents who responded "yes" to Q1 (multiple choices were allowed)



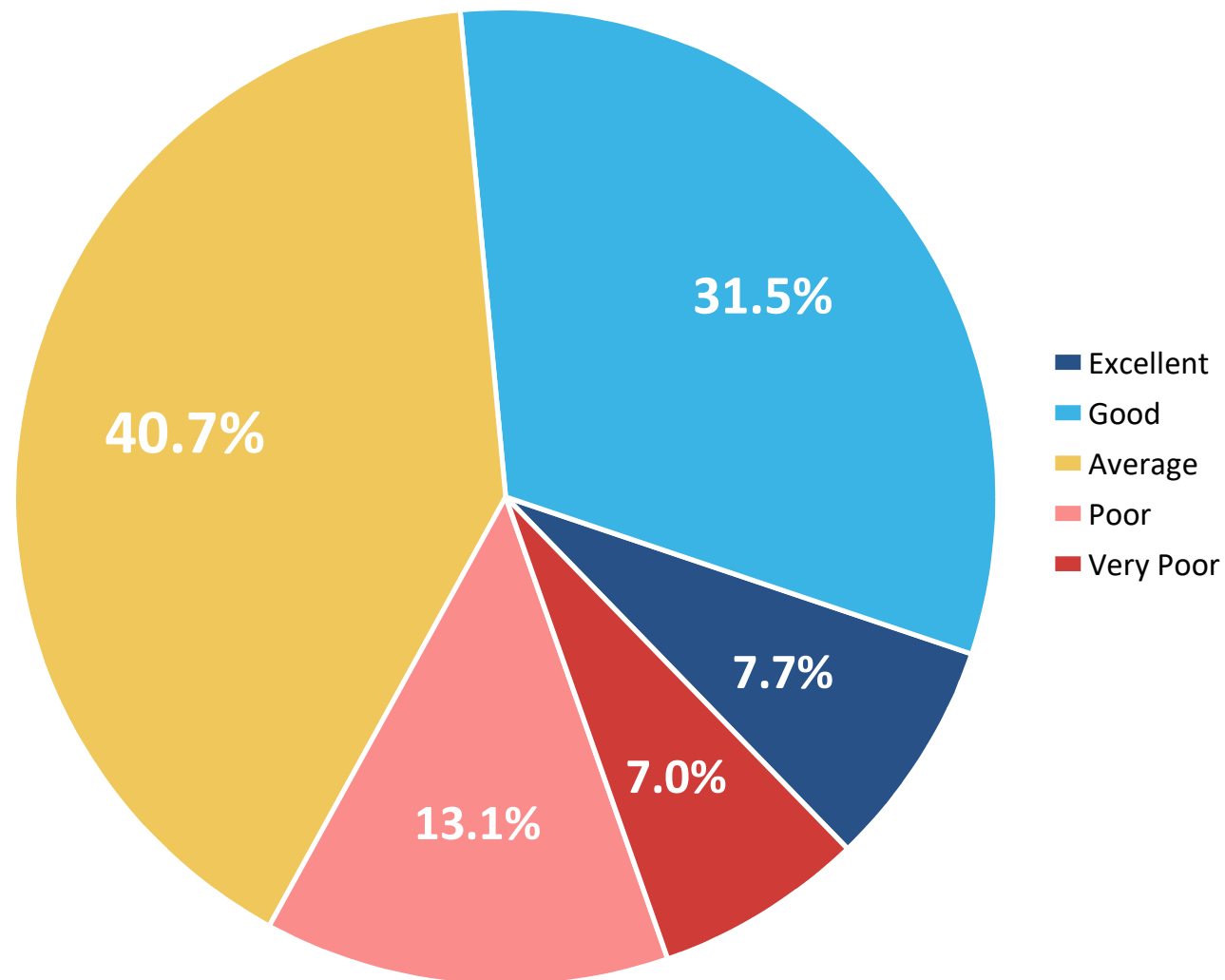
# Q1b. How useful were these sources in helping you understand efforts to improve U.S. 69?

by percentage of respondents who responded "yes" to Q1 (excluding "don't knows")



# Q1c. Overall, how well would you rate KDOT's efforts to keep residents informed of planned improvements to U.S. 69 between 103rd and 179th Streets?

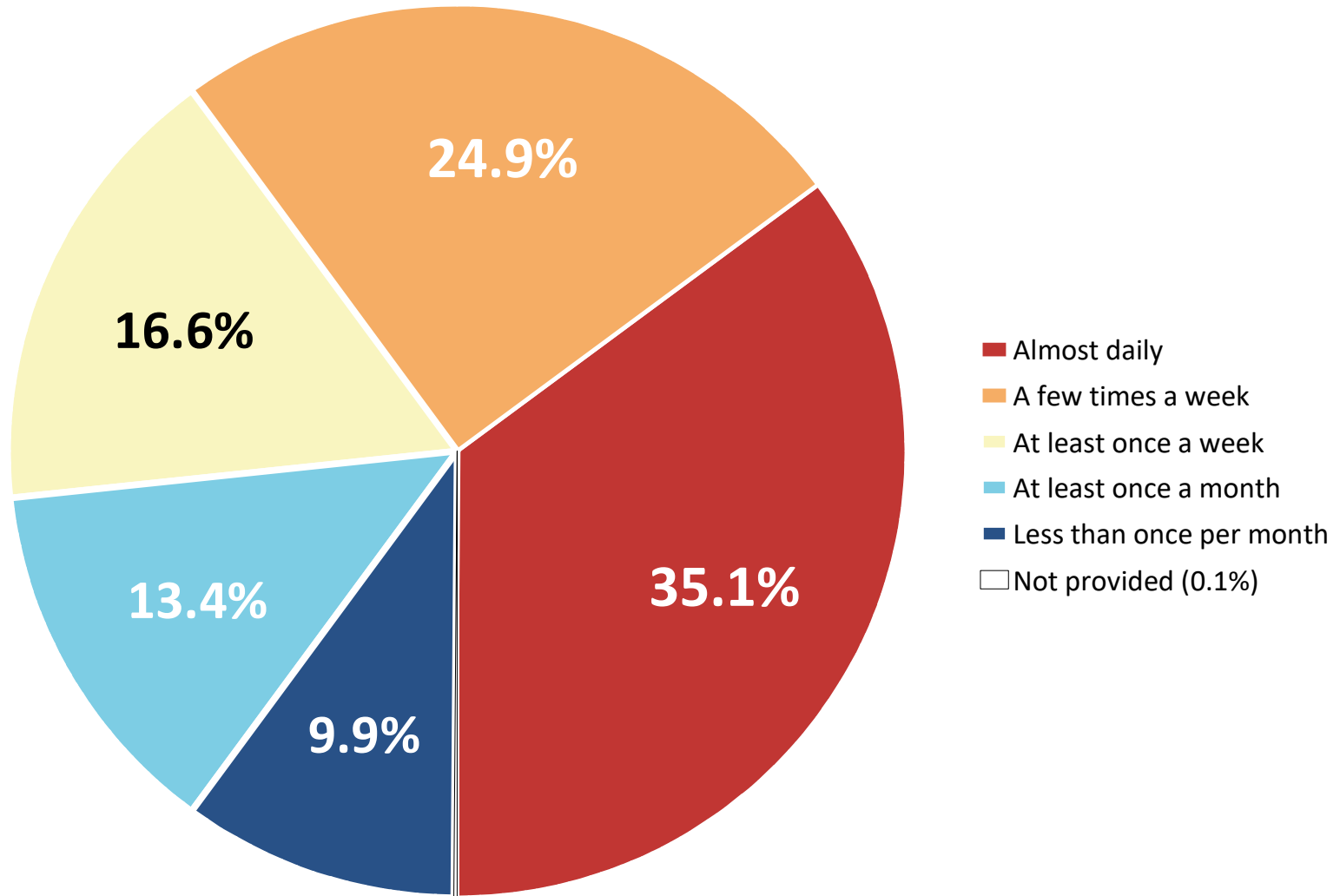
by percentage of respondents who responded "yes" to Q1 (excluding "don't knows")



**U.S. 69 Highway  
Follow-up Survey  
May 2021  
Part II: Usage of U.S. 69**

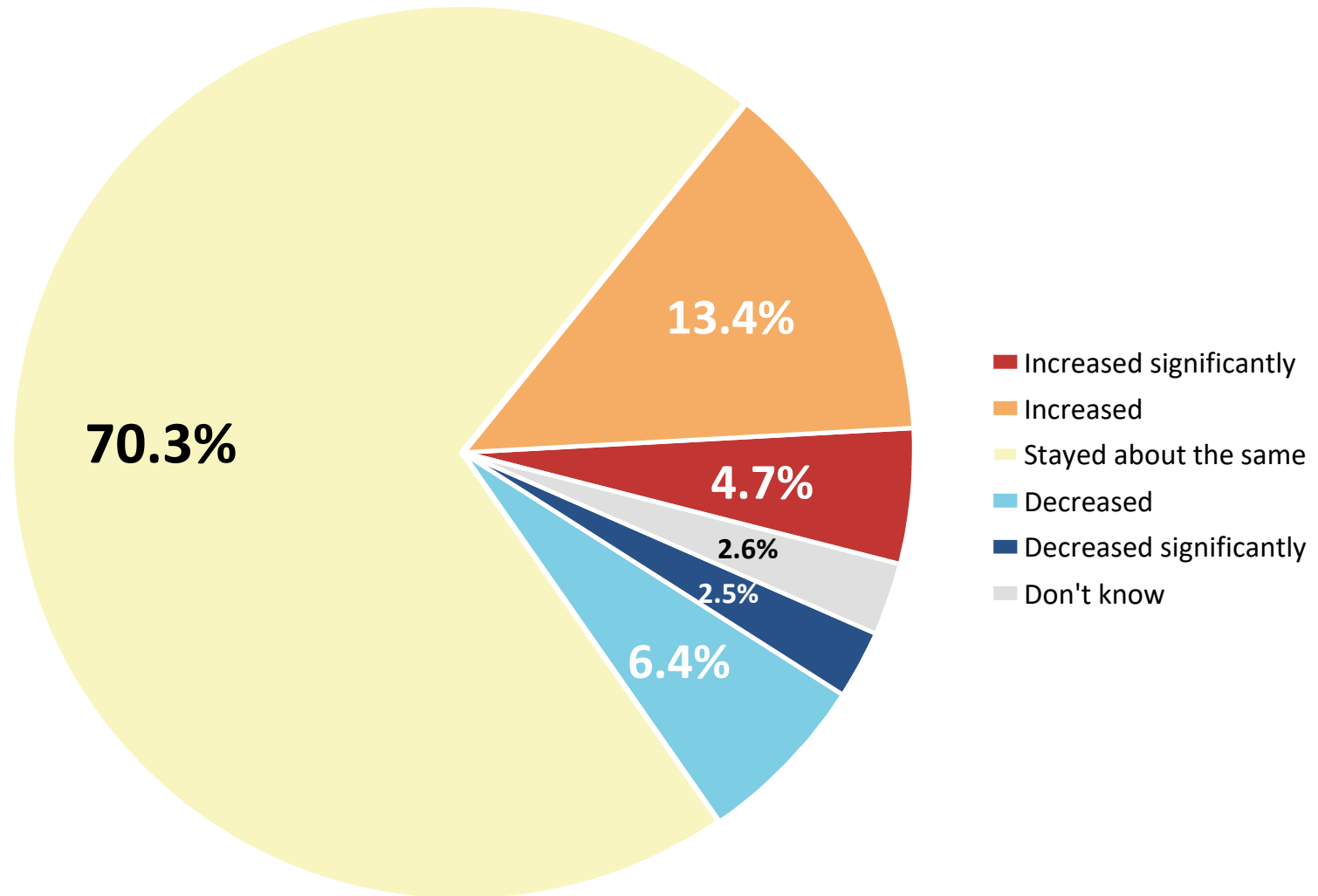
## Q2. How frequently have you used any portion of U.S. 69 between 103rd and 151st Streets during the past month?

by percentage of respondents



### Q3. Compared to 6 months ago, how has the frequency that you use any portion of U.S. 69 between 103rd and 151st Streets changed?

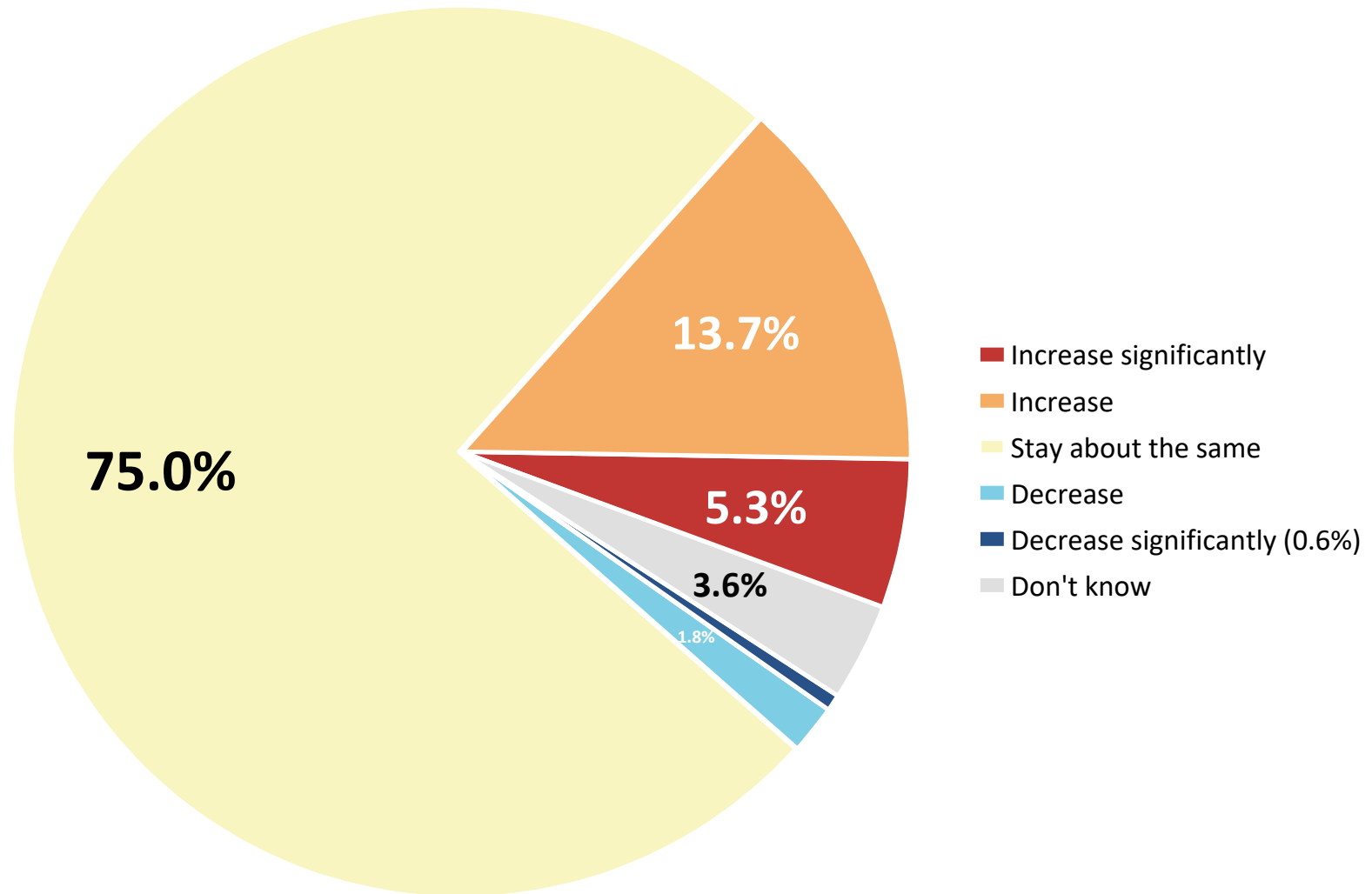
by percentage of respondents





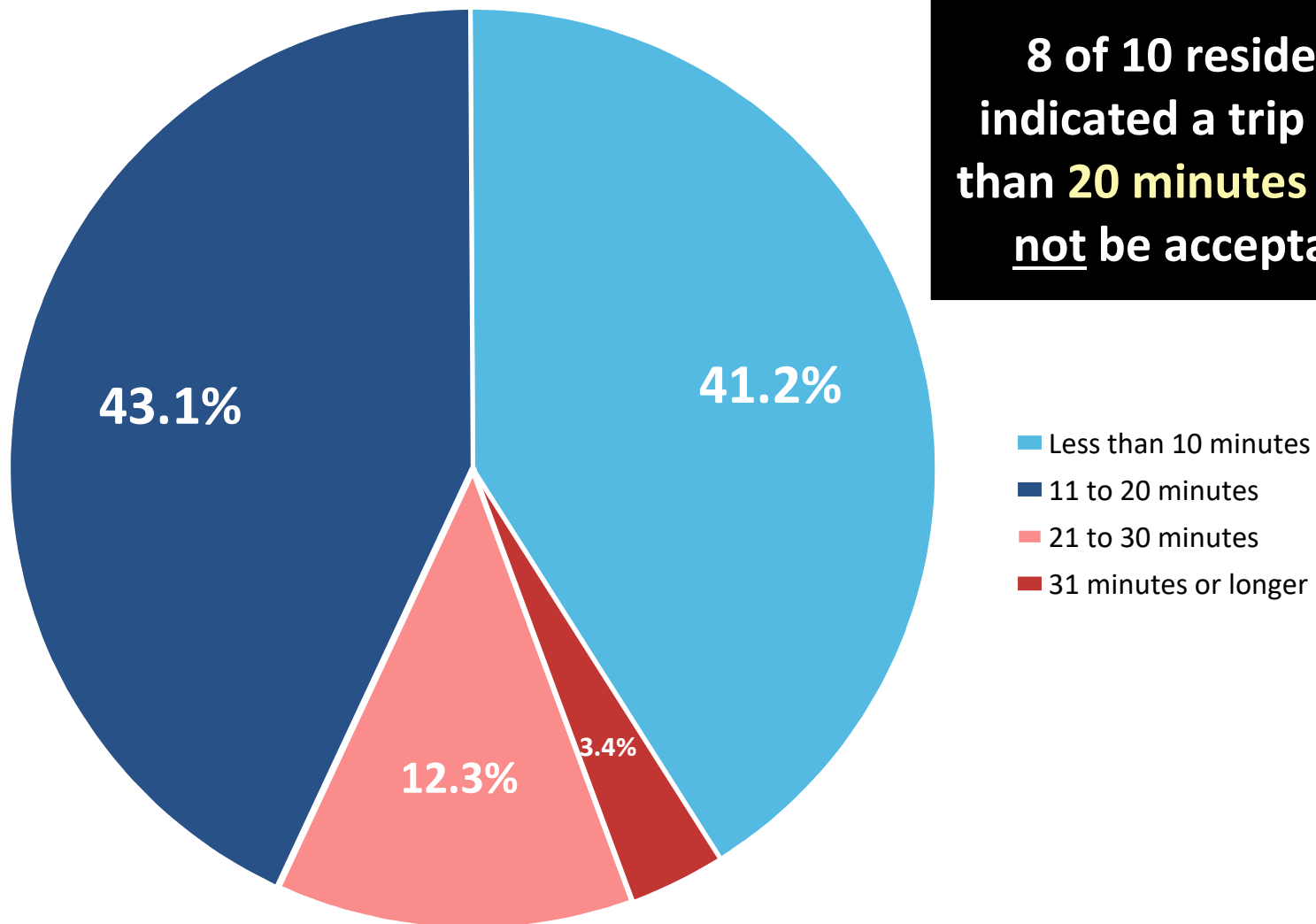
# Q4. Over the next 6 months, how do you think the frequency that you use any portion of U.S. 69 between 103rd and 151st Streets will change?

by percentage of respondents



# Q5. What is the maximum time a trip on U.S. 69, anywhere between 103rd and 151st Streets, could take before the length would not be acceptable?

by percentage of respondents (without “not provided” responses)



**8 of 10 residents indicated a trip more than 20 minutes would not be acceptable**

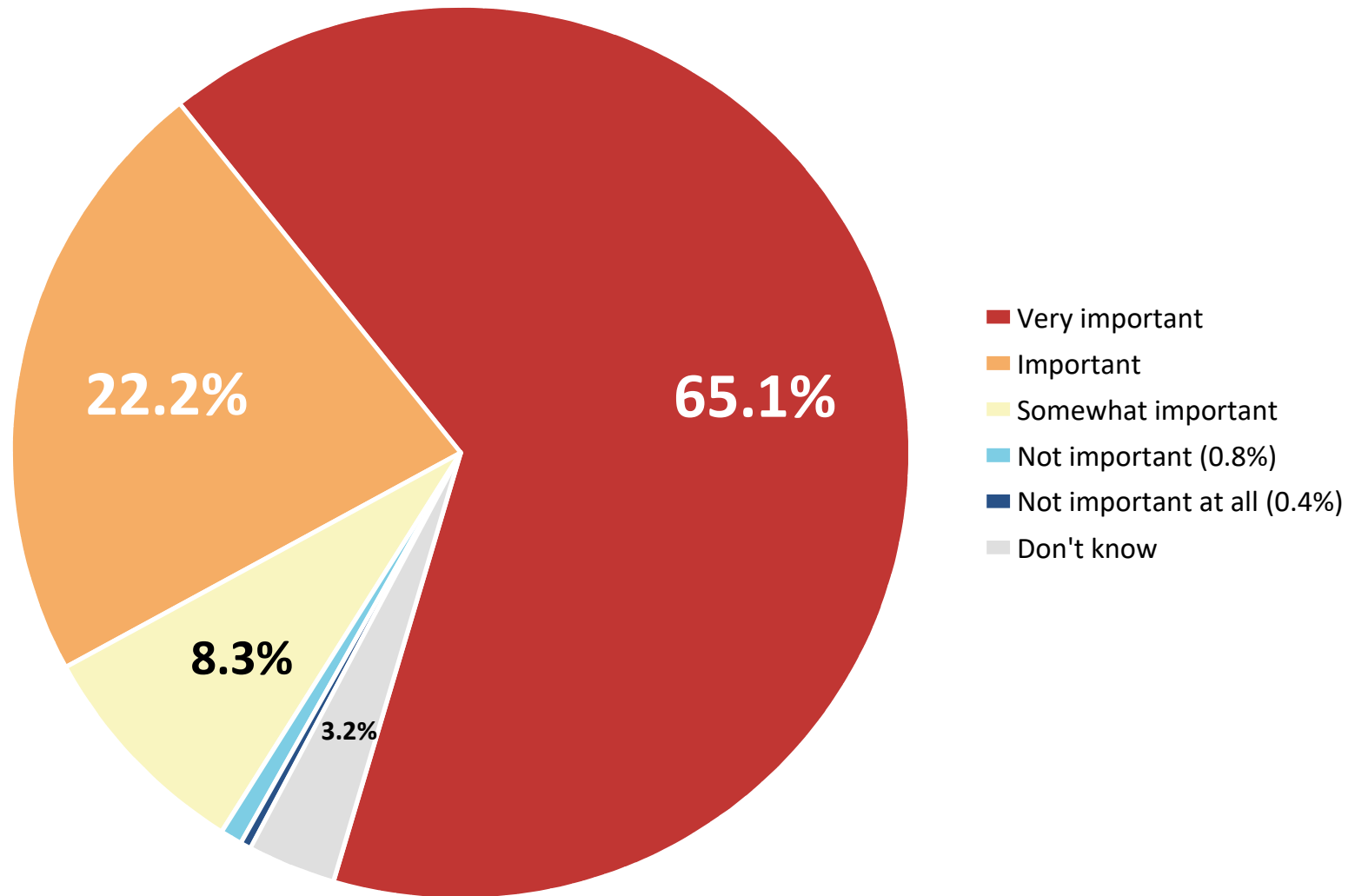
- Less than 10 minutes
- 11 to 20 minutes
- 21 to 30 minutes
- 31 minutes or longer

# U.S. 69 Highway Follow-up Survey May 2021

## Part III: Perceptions of U.S. 69

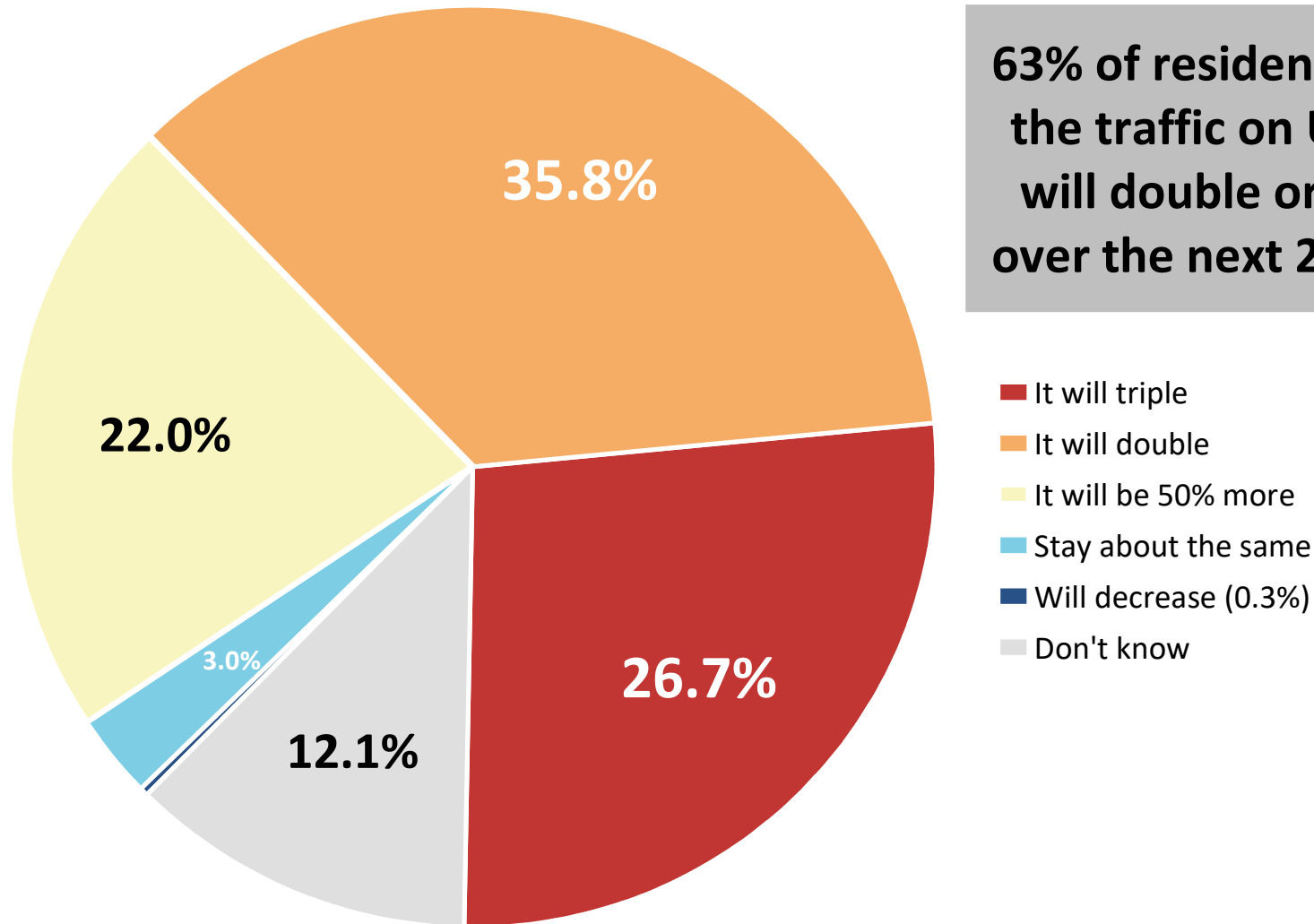
# Q6. How important do you think U.S. 69 is to businesses and jobs in Overland Park?

by percentage of respondents



# Q7. How do you think the amount of traffic on U.S. 69 will change over the next 20 years?

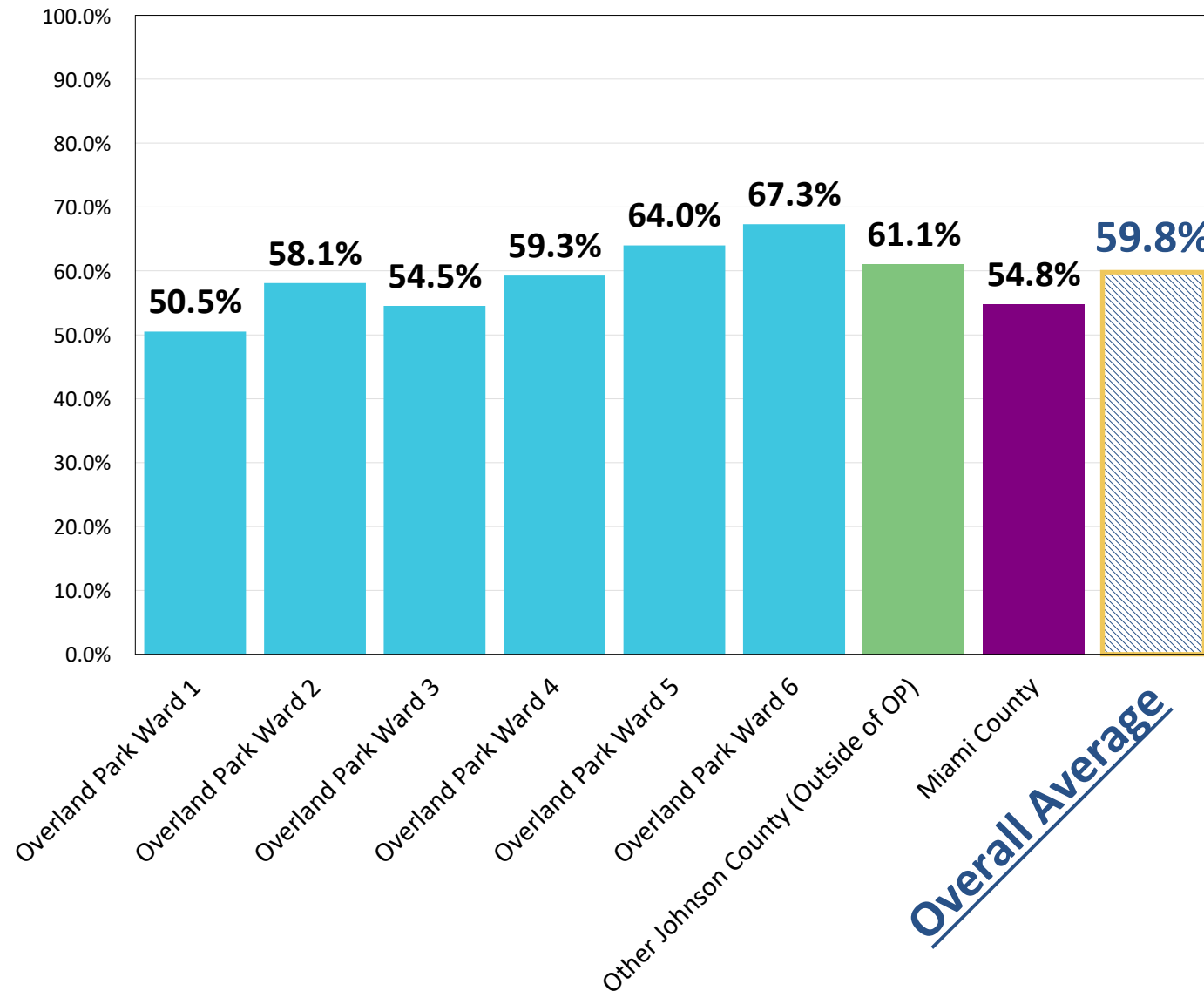
by percentage of respondents



**63% of residents think the traffic on U.S. 69 will double or triple over the next 20 years**

# Q8-1. How soon do you think KDOT should begin making traffic flow improvements between 103rd & 119th Streets?

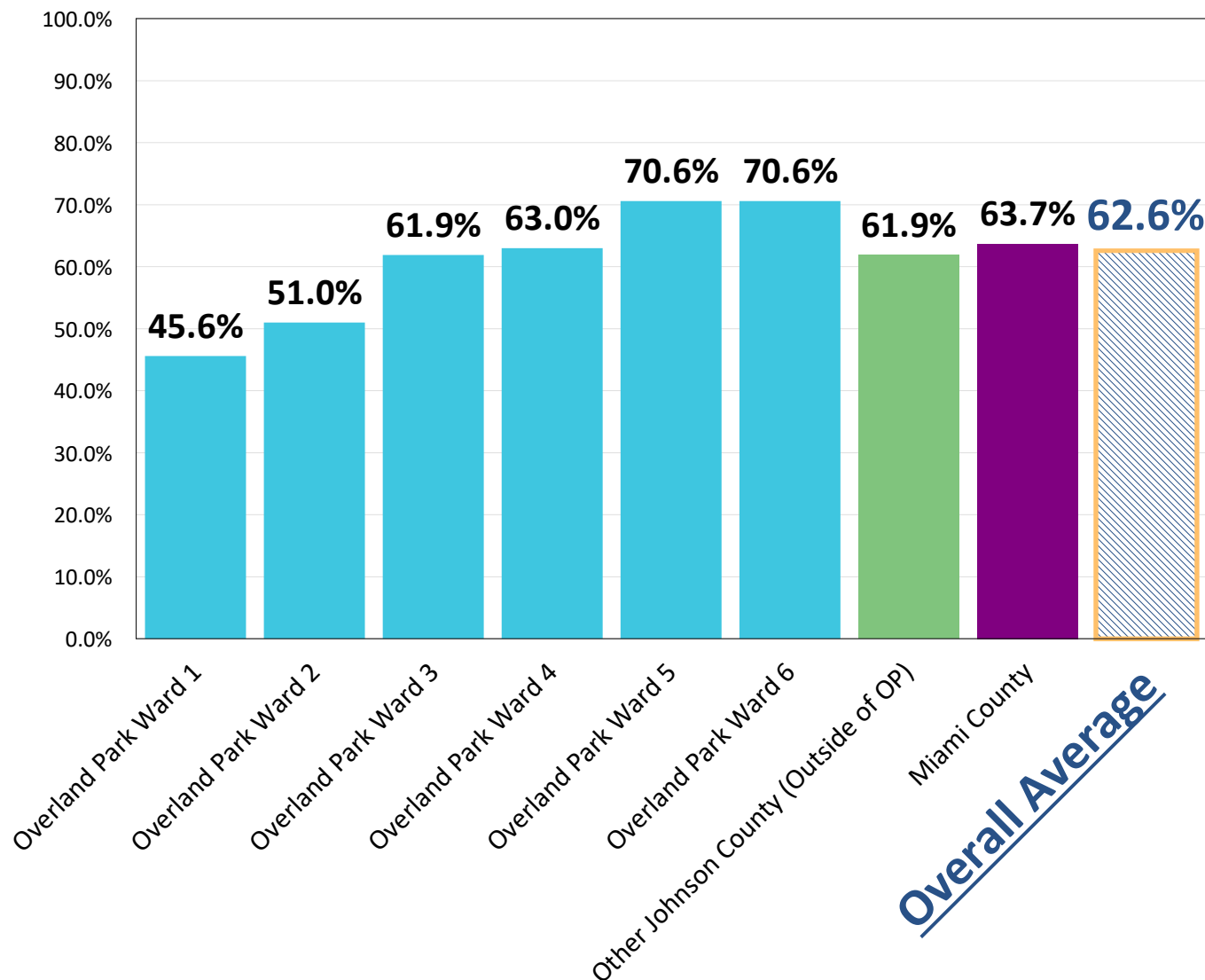
by percentage of respondents



**60% of residents think KDOT should begin making improvements between 103rd & 119th Streets within 2 years**

## Q8-2. How soon do you think KDOT should begin making traffic flow improvements between 119th & 151st Streets?

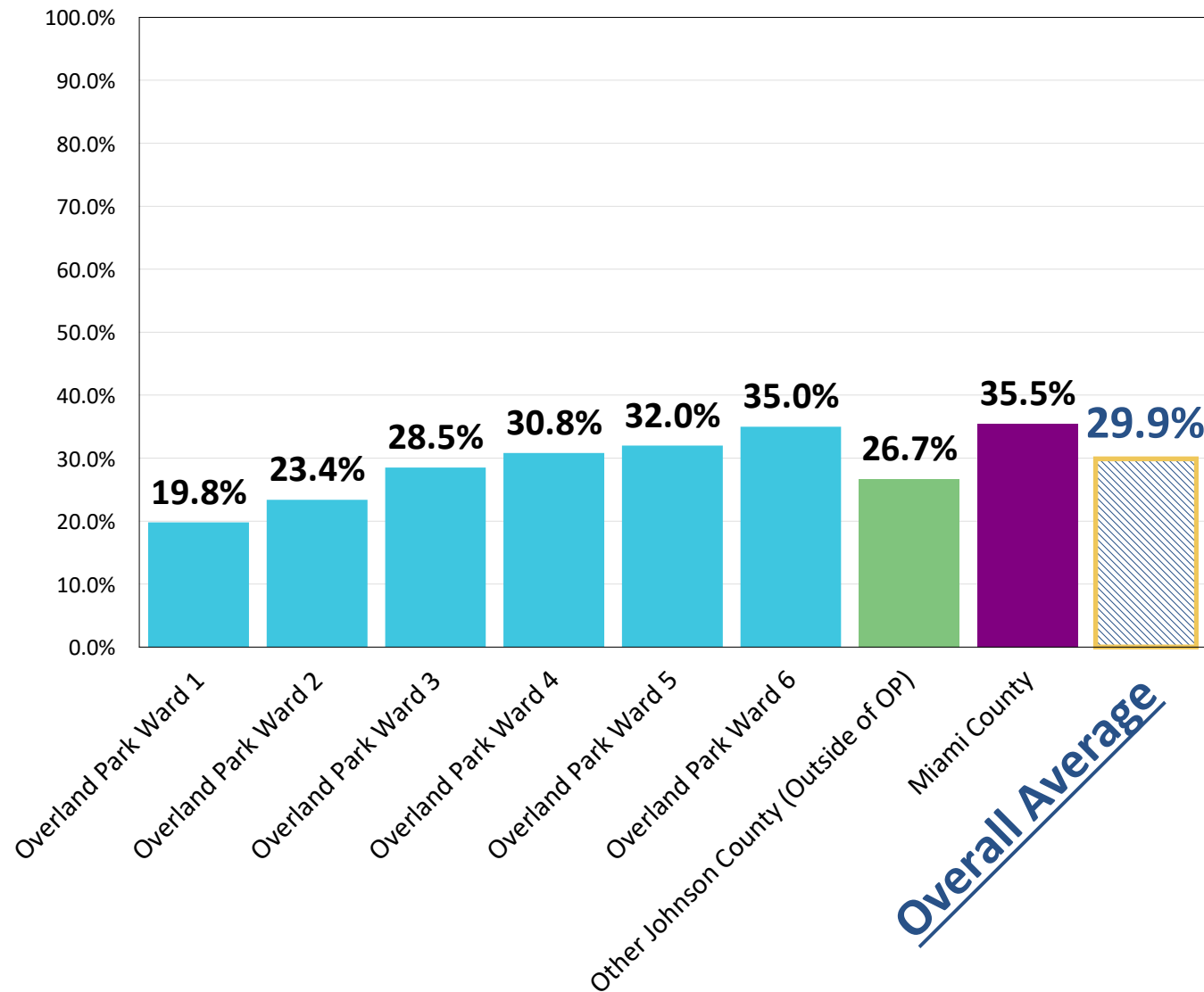
by percentage of respondents



**63% of residents think KDOT should begin making improvements between 119th & 151st Streets within 2 years**

# Q8-3. How soon do you think KDOT should begin making traffic flow improvements between 151st and 179th Streets?

by percentage of respondents



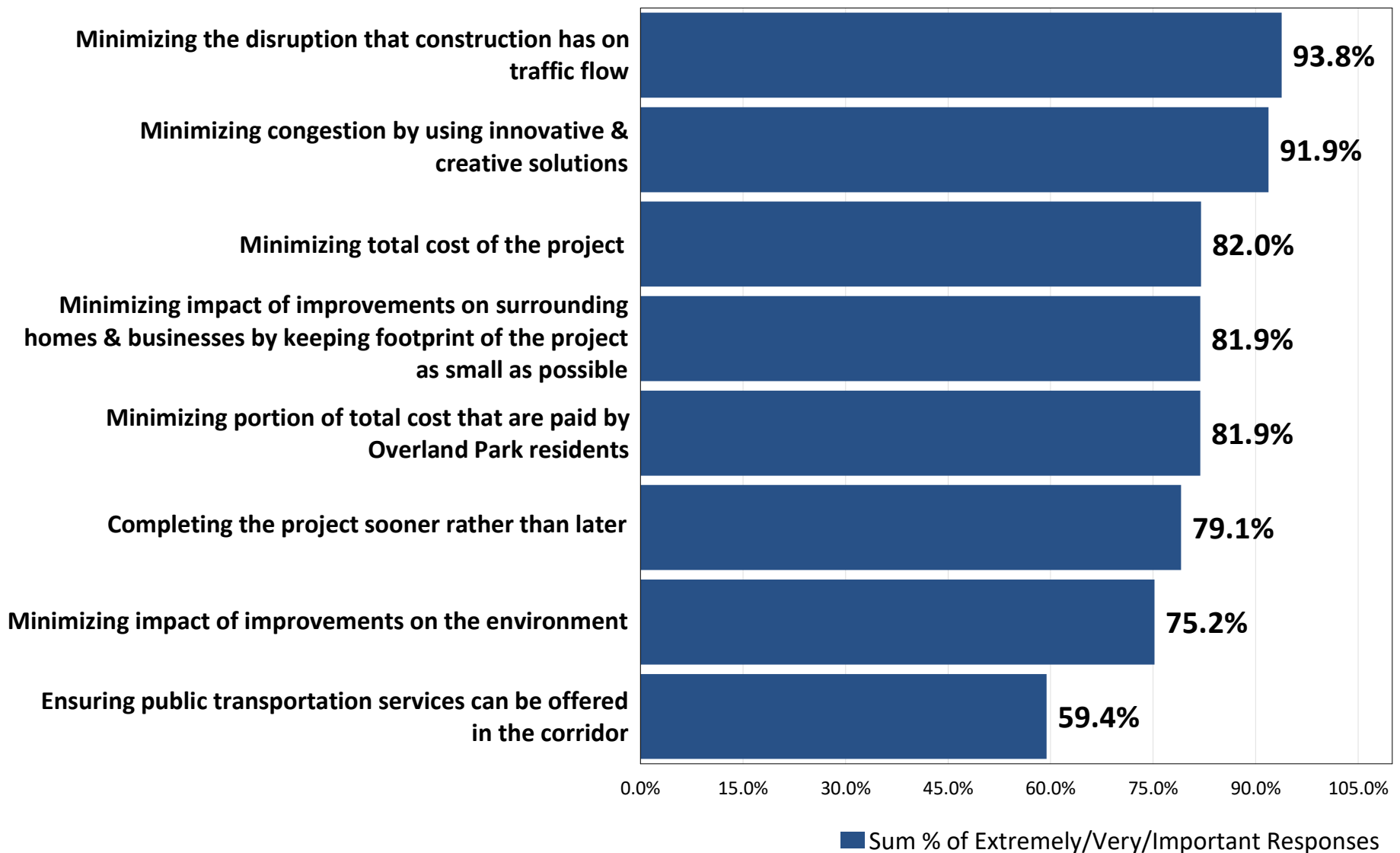
**30% of residents think KDOT should begin making improvements between 151st and 179th within 2 years**



**U.S. 69 Highway  
Follow-up Survey  
May 2021  
Part IV: Design Preferences**

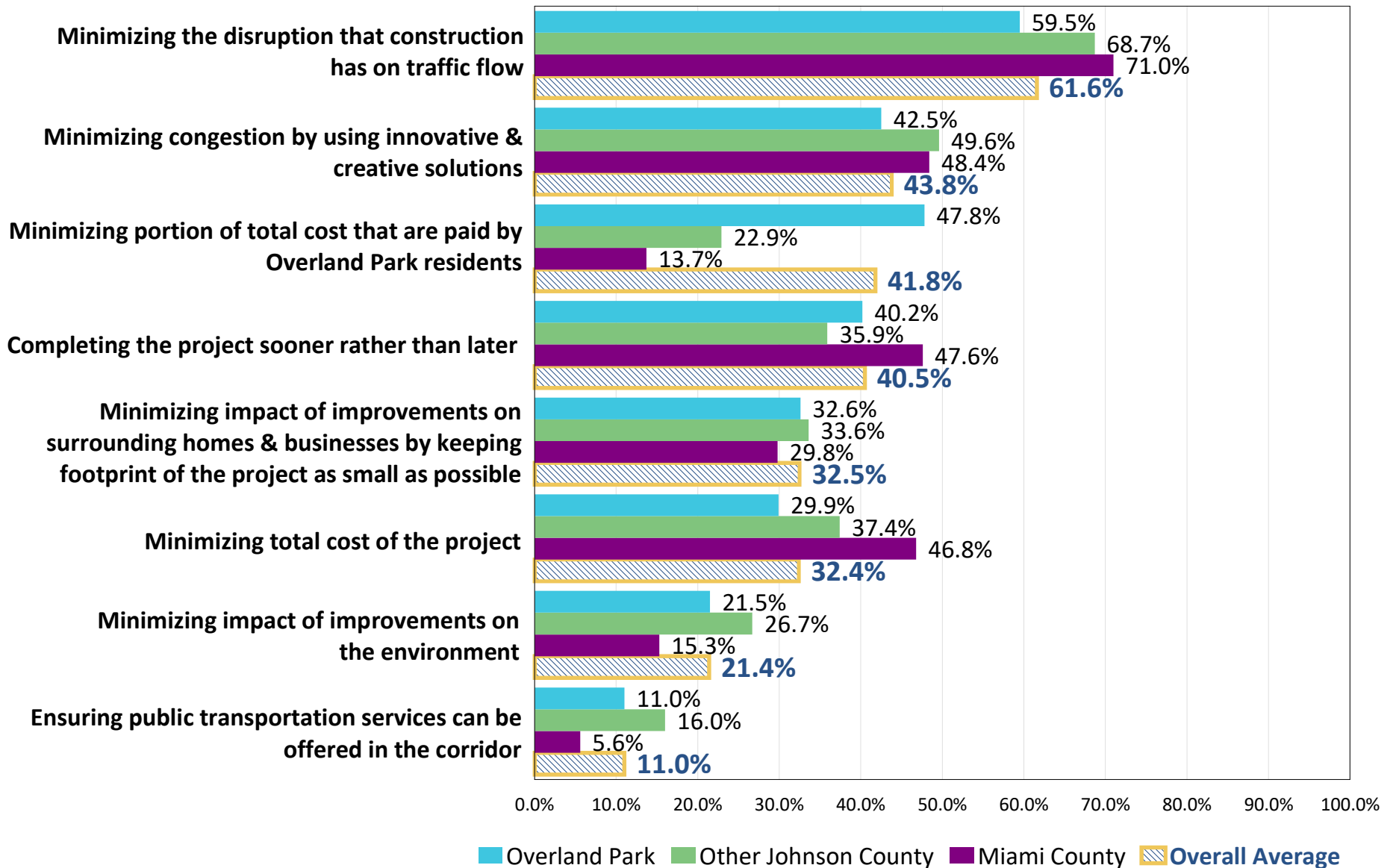
# Q9. Importance of Various Issues that Could Impact the Types of Improvements to be Made to U.S. 69 Between 103rd and 179th Streets

by percentage of respondents who selected either extremely important, very important, or important (excluding "don't knows")



# Q10. Issues that Residents Think Should Be Most Important in Determining the Types of Improvements to U.S. 69 Between 103rd and 179th Streets

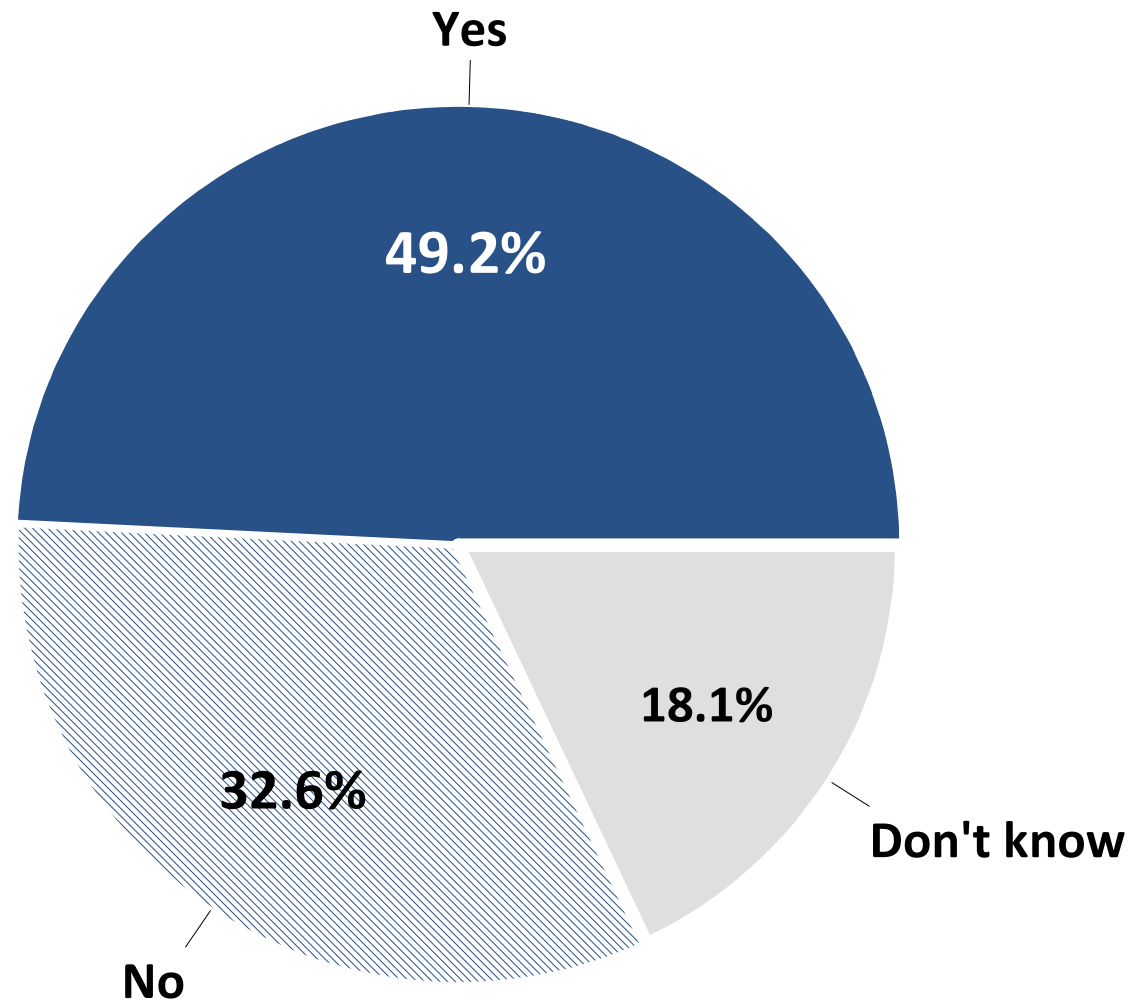
by the sum percentage of respondents who selected one of the items as their top three choices



**U.S. 69 Highway  
Follow-up Survey  
May 2021  
Part V: Funding**

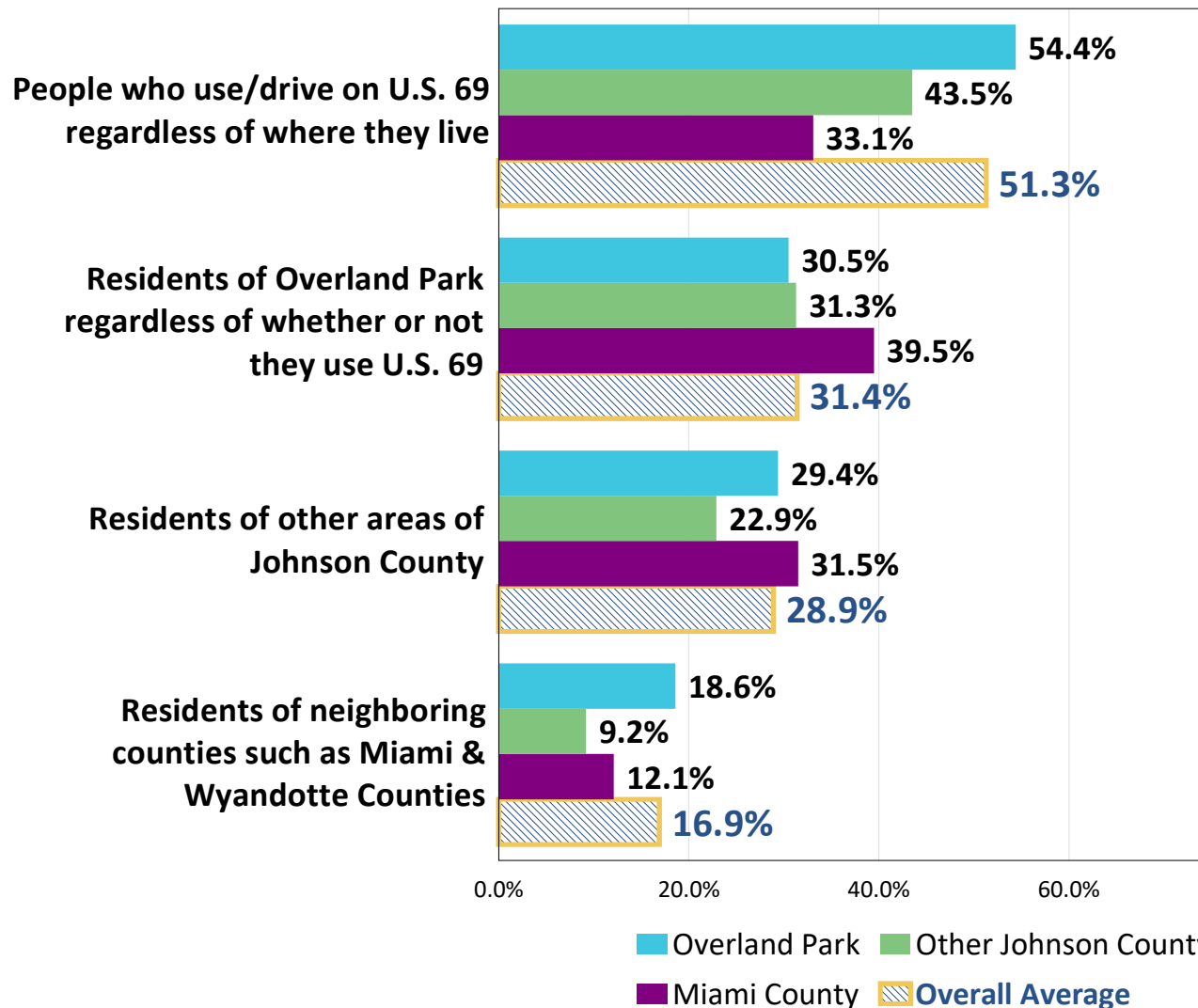
# Q11. Are you aware that cities like Overland Park, Wichita, and Topeka contribute additional local funds to help ensure major highway projects important to them are constructed?

by percentage of respondents



# Q12. How much responsibility do you think the following groups of people should have for paying for improvements to U.S. 69 between 103rd and 179th Streets?

by percentage of respondents of respondents who responded with "very high" or "high"

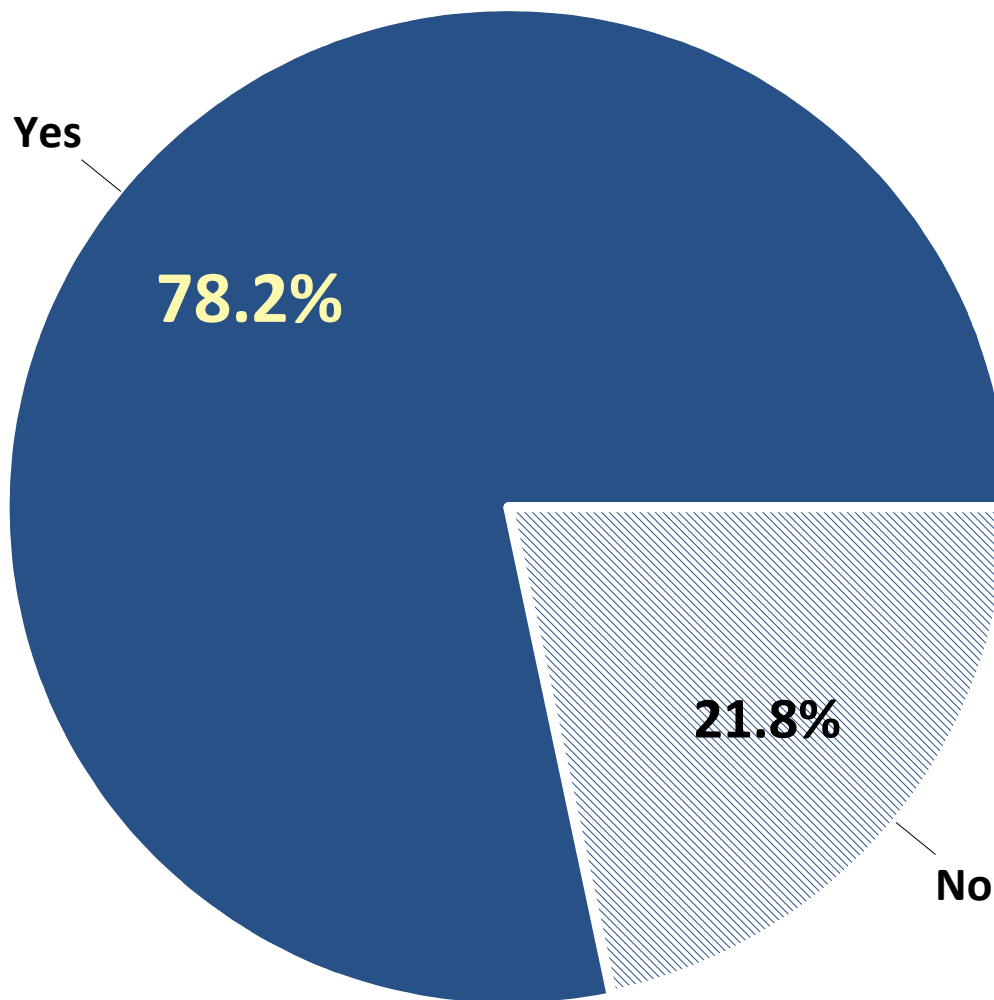


**The Majority of Overland Park Residents Thought Users Should Have the Greatest Responsibility in Paying for Improvements to U.S. 69. Compared to Just One-Third of Miami County Residents**

**U.S. 69 Highway  
Follow-up Survey  
May 2021  
Part VI: Express Toll Lanes**

### Q13. Have you seen "Express Toll Lanes" (ETLs) in urban areas of other states like Texas, Colorado, or Minnesota where drivers can choose to pay a toll to drive in an express lane that bypasses congestion in untolled lanes?

by percentage of respondents



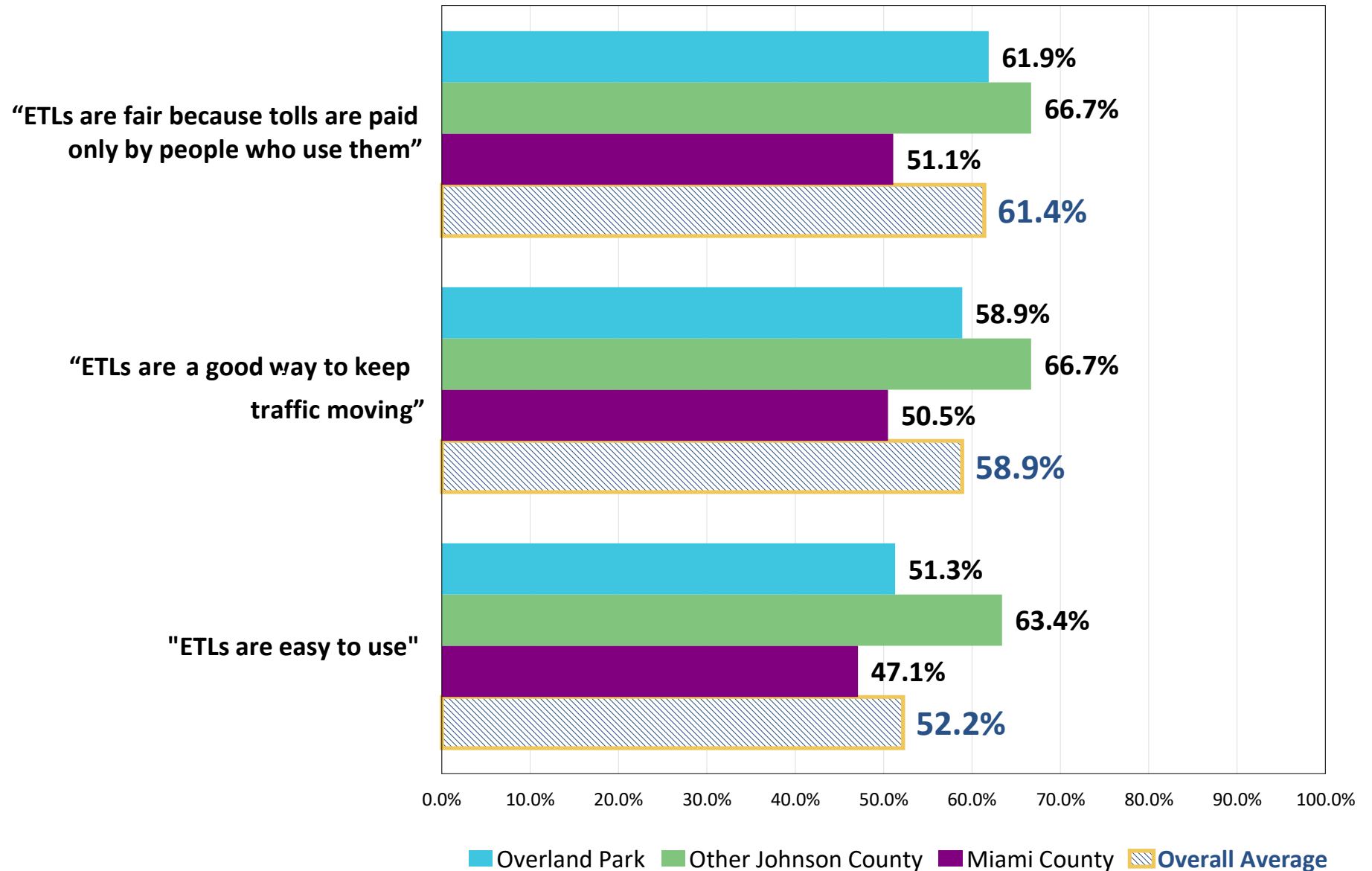
**%YES in 2020**  
**75%**  
**+3%**

**3 of 4 residents  
have seen  
"express toll  
lanes" in other  
states**



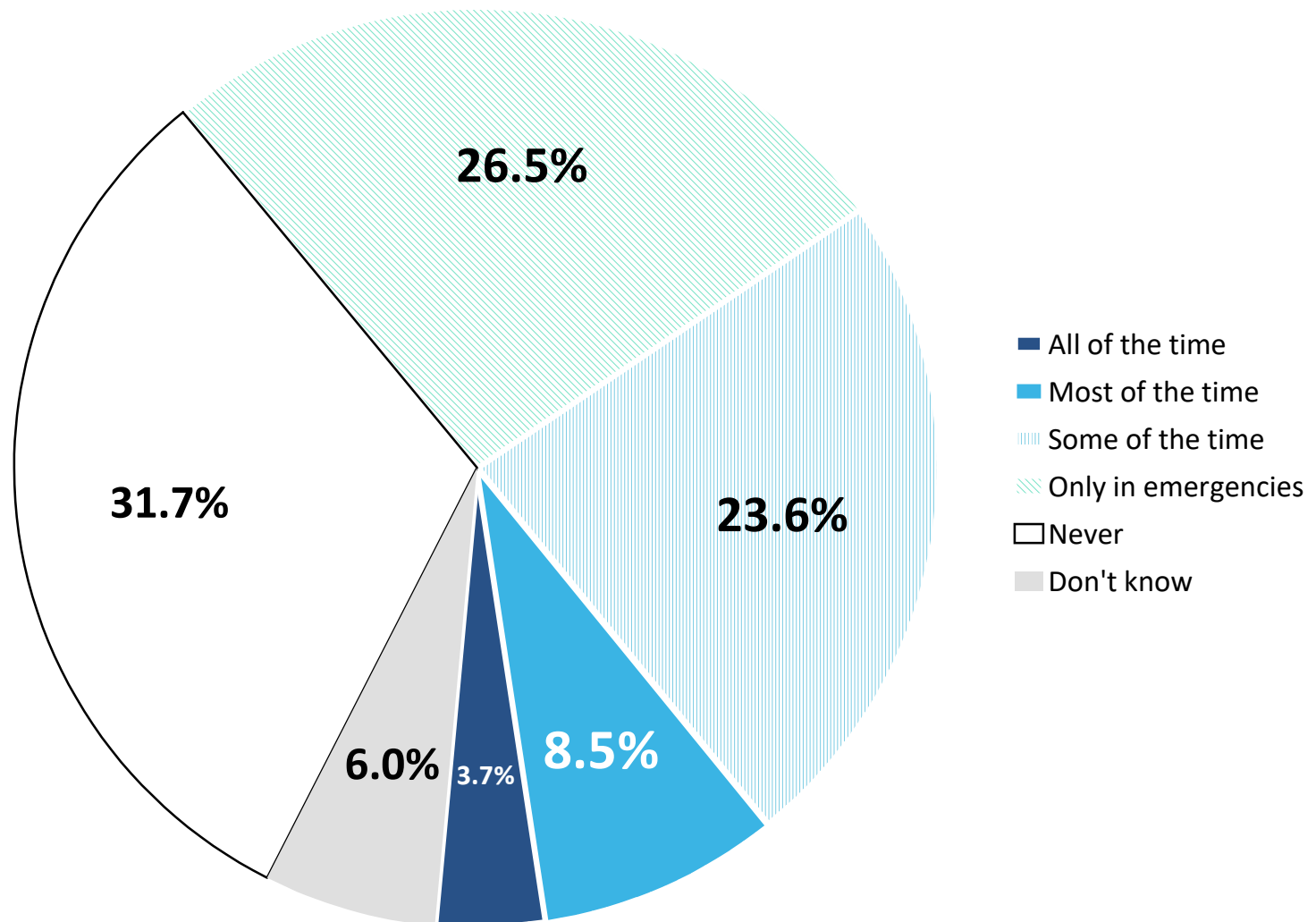
## Q13a. Level of Agreement with Statements About Express Toll Lanes (ETLs)

by percentage of respondents, who have seen Express Toll Lanes, and who either “strongly agree” or “agree” with the statement (without “don’t know” responses)



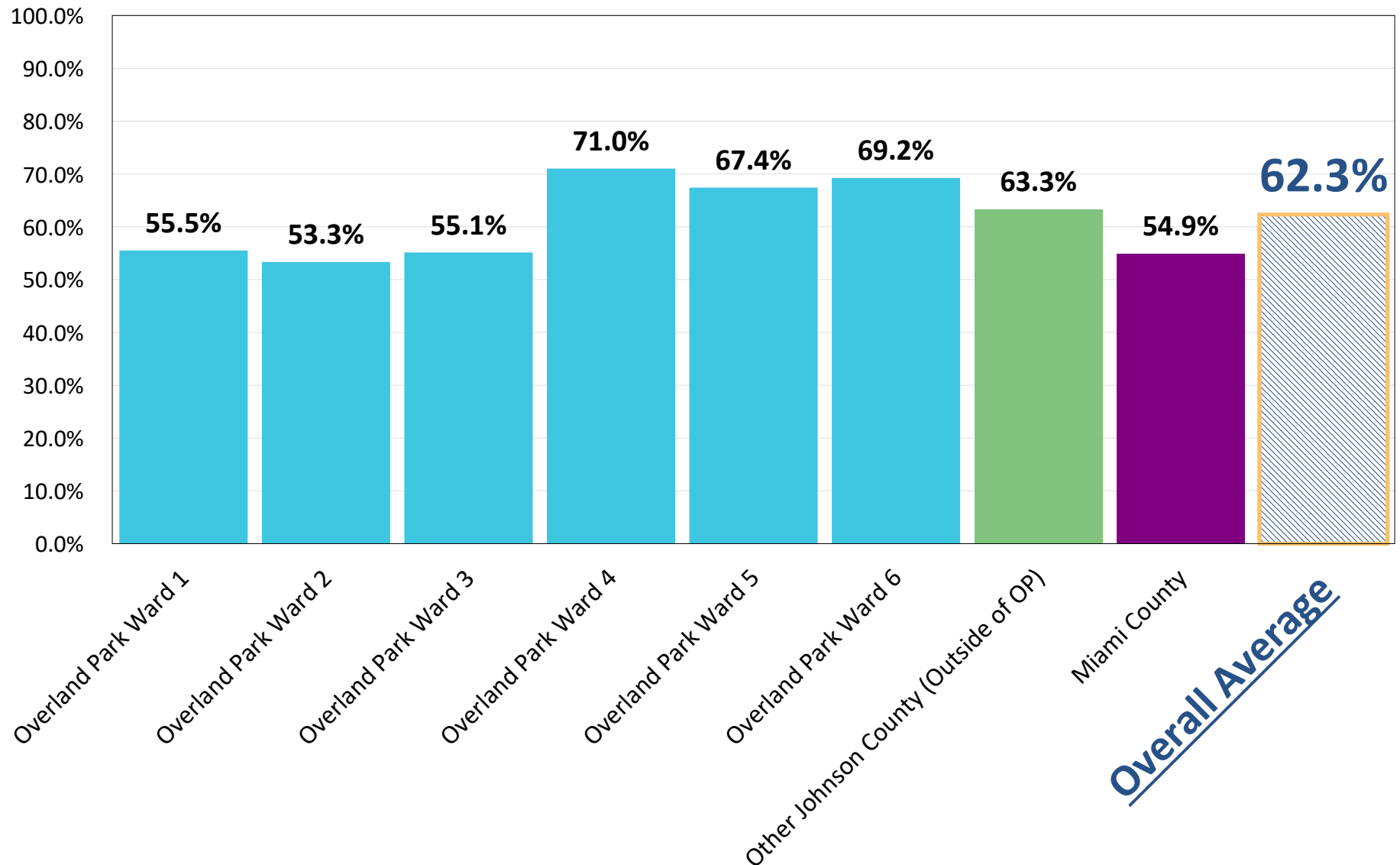
# Q14. How often would you pay to use an express lane to avoid congestion on U.S. 69 if the cost were between \$0.65 and \$1.75 or less to travel the complete distance between 103rd and 151st Streets?

by percentage of respondents



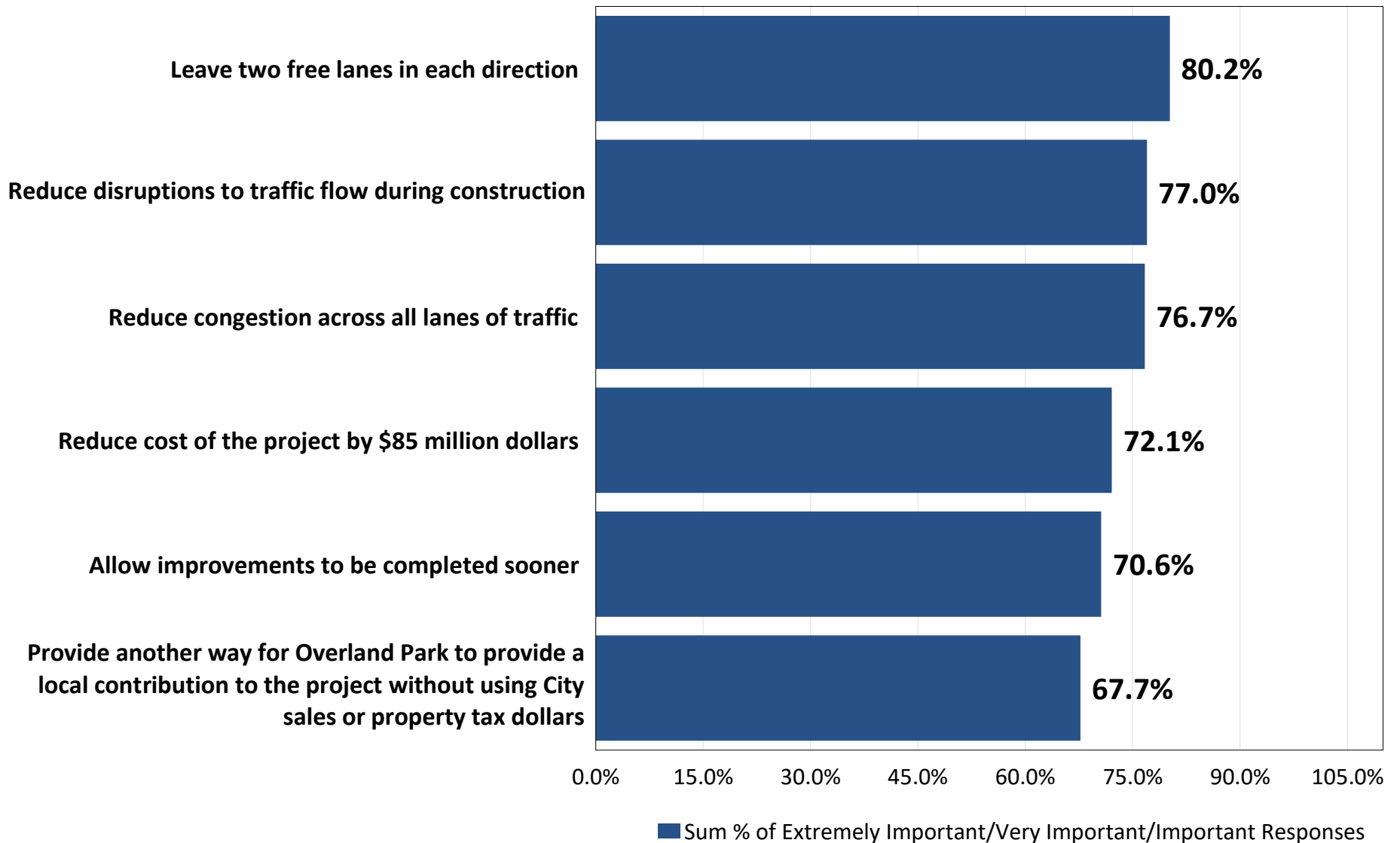
# Percentage of Residents Who Would Use an Express Lane to Travel the Distance Between 103rd and 151st Streets to Avoid Congestion if it Cost Between \$0.65 and \$1.75 or Less

by percentage of respondents who indicated they would use express toll lanes under some conditions



# Q15. Please rate the importance of various benefits that express toll lanes could provide if they were included in the design of improvements to U.S. 69.

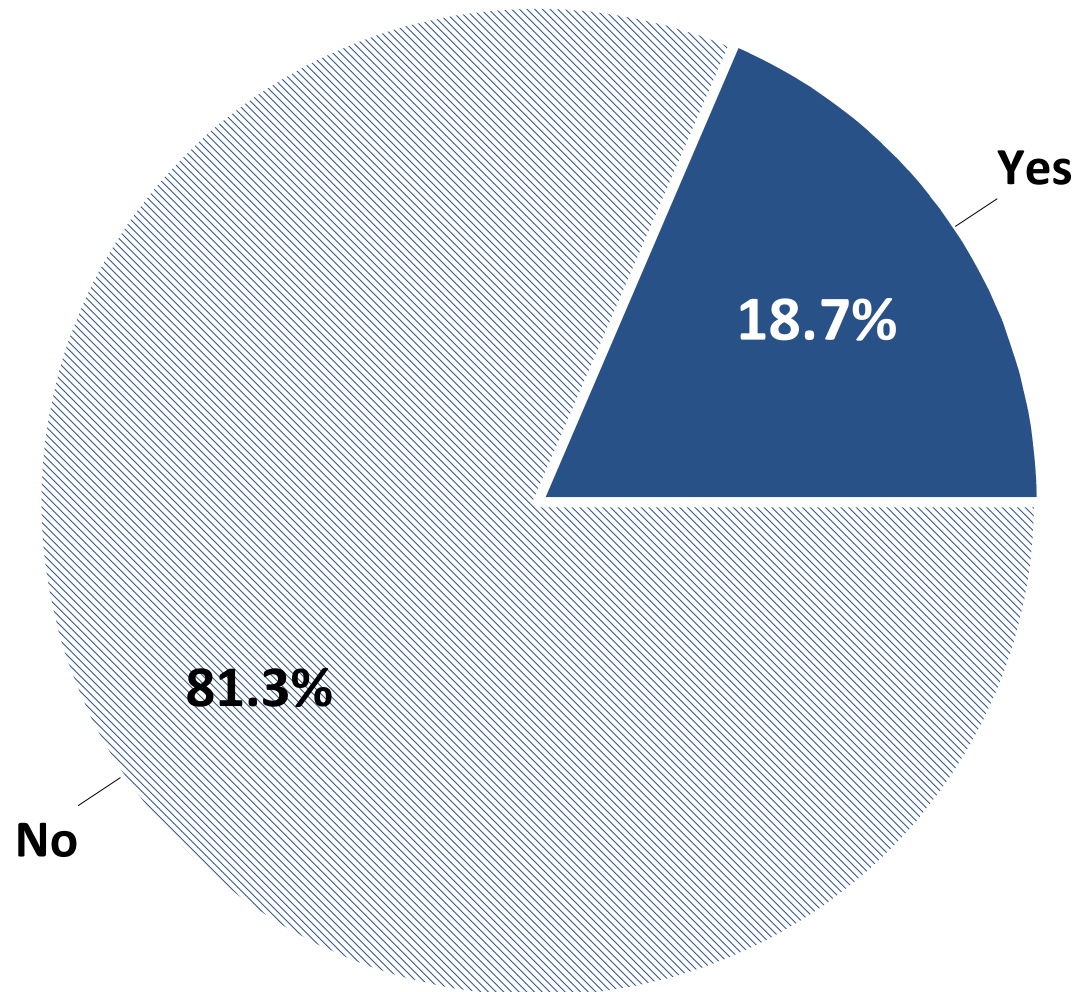
by the sum percentage of respondents who thought the benefit was important



**U.S. 69 Highway  
Follow-up Survey  
May 2021  
Part VII: Demographics**

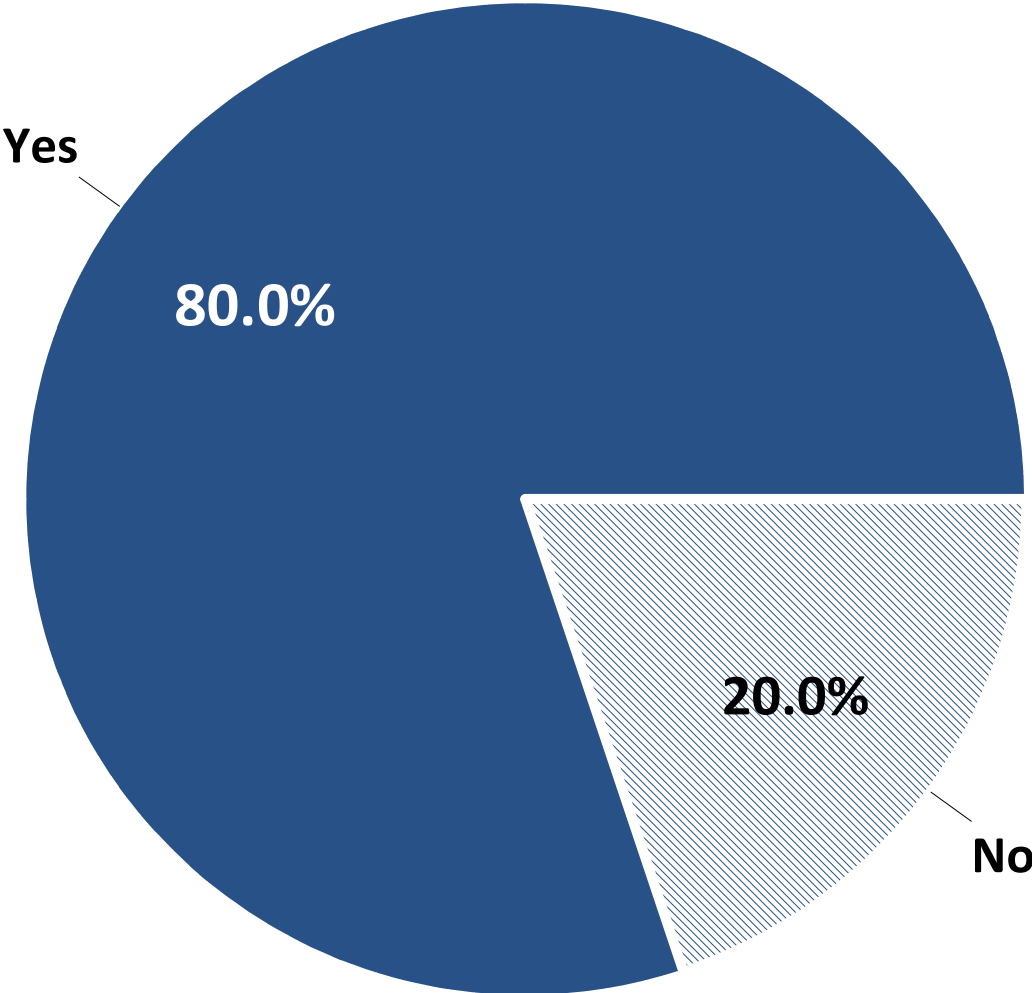
# Q16. Would you be interested in participating in future meetings and/or focus groups about improvements to US 69 between 103rd and 179th Streets?

by percentage of respondents



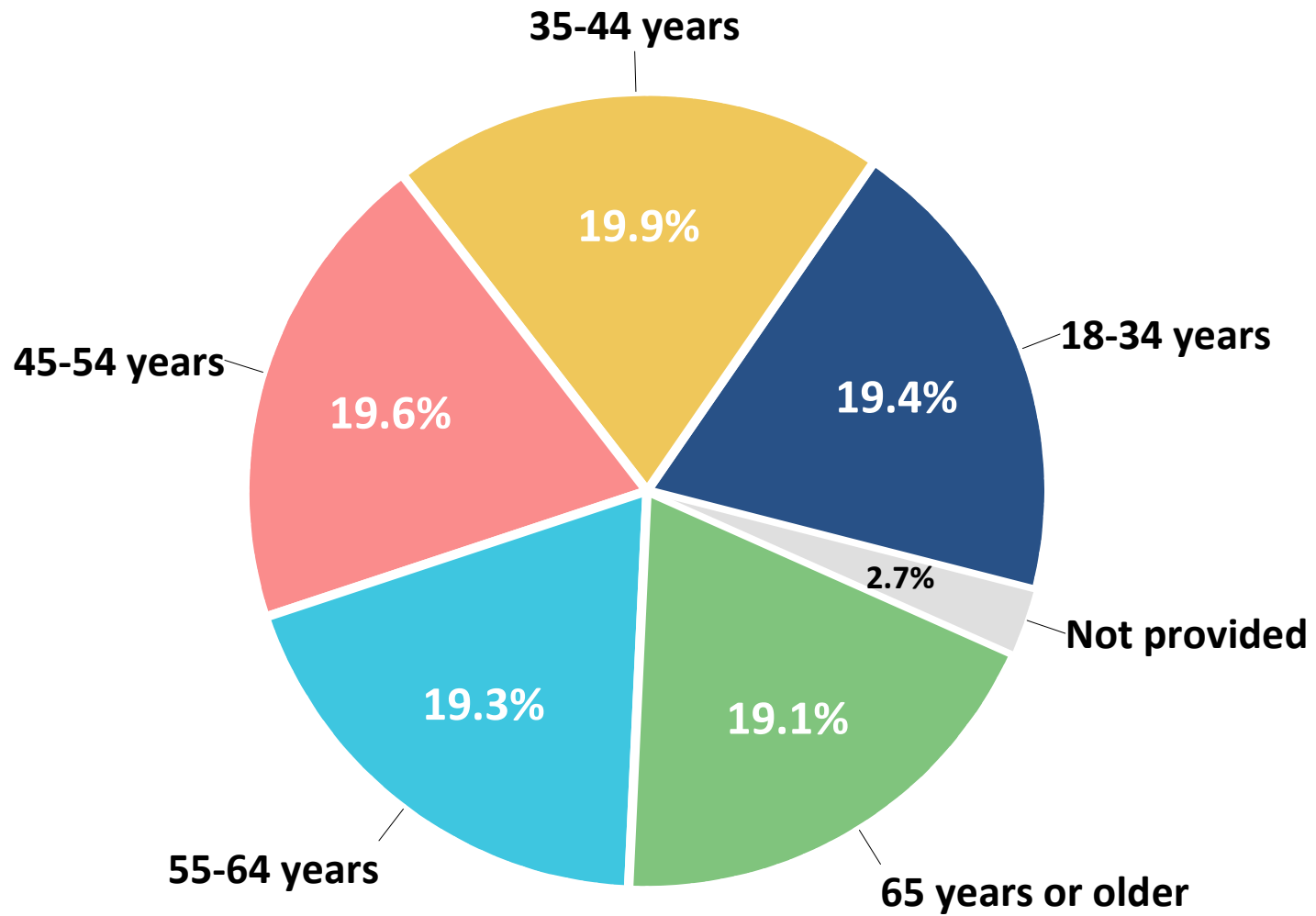
# Q17. Do you live inside the City of Overland Park?

by percentage of respondents



# Q18. What is your age?

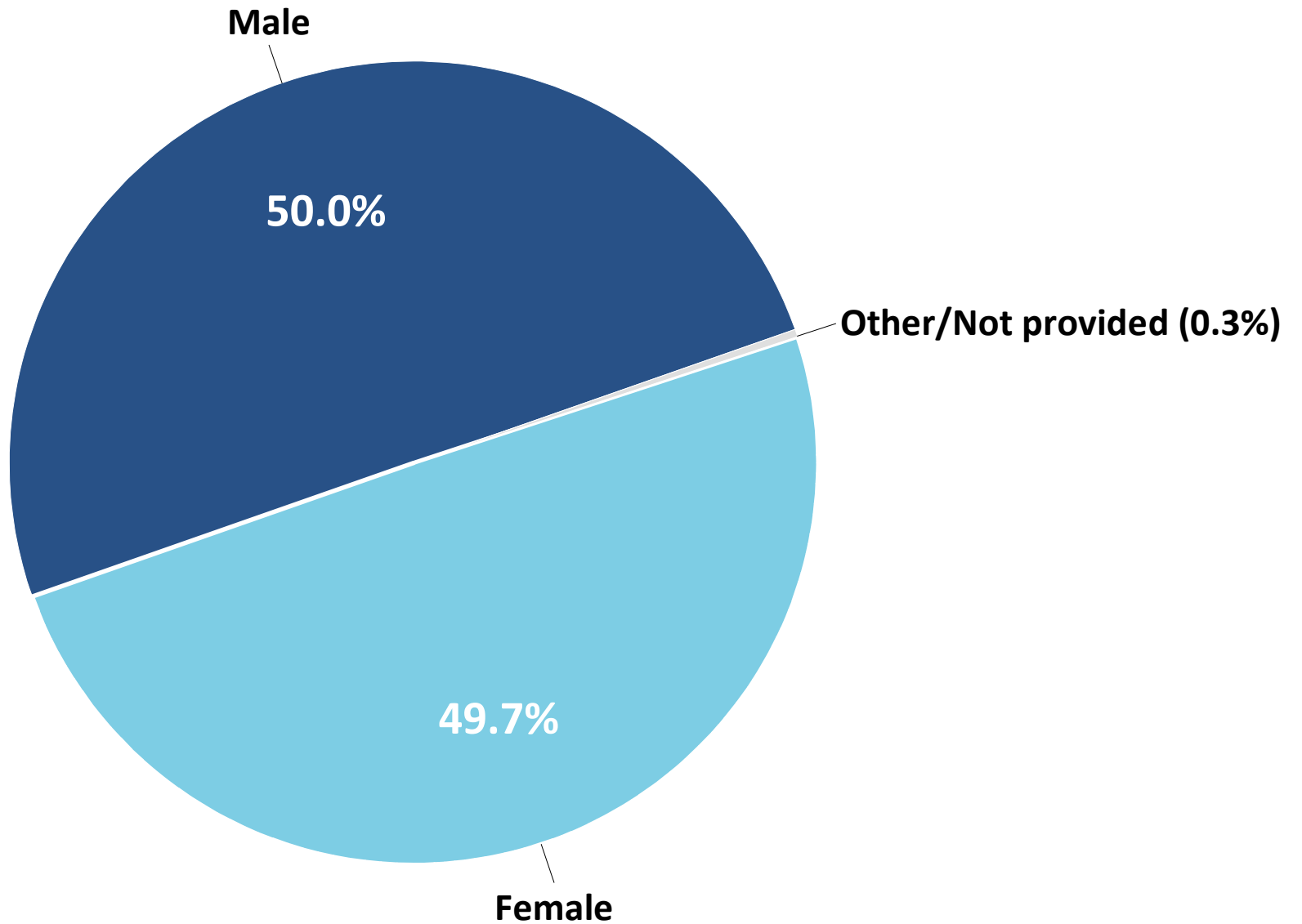
by percentage of respondents





# Q19. What is your gender?

by percentage of respondents



# 2

## GIS Mapping






# GIS Mapping



## Interpreting the GIS (Geographic Information System) Maps Provided

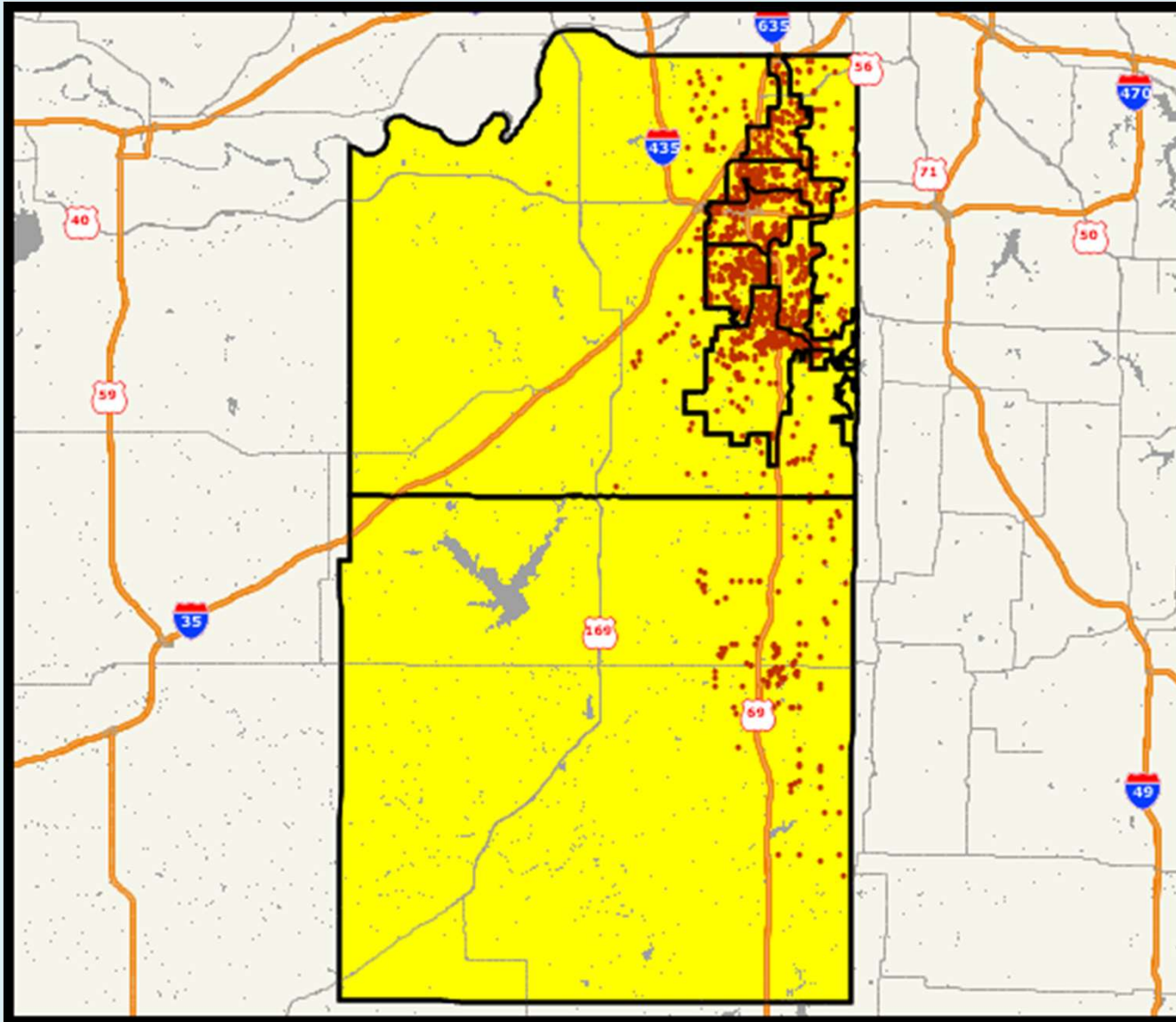
The maps on the following pages show the mean ratings for satisfaction and rating questions on the KDOT U.S. 69 Follow-up Survey. Boundaries are shown by Overland Park City Council Wards and County Boundaries.

When reading the maps, please use the following color scheme as a guide:

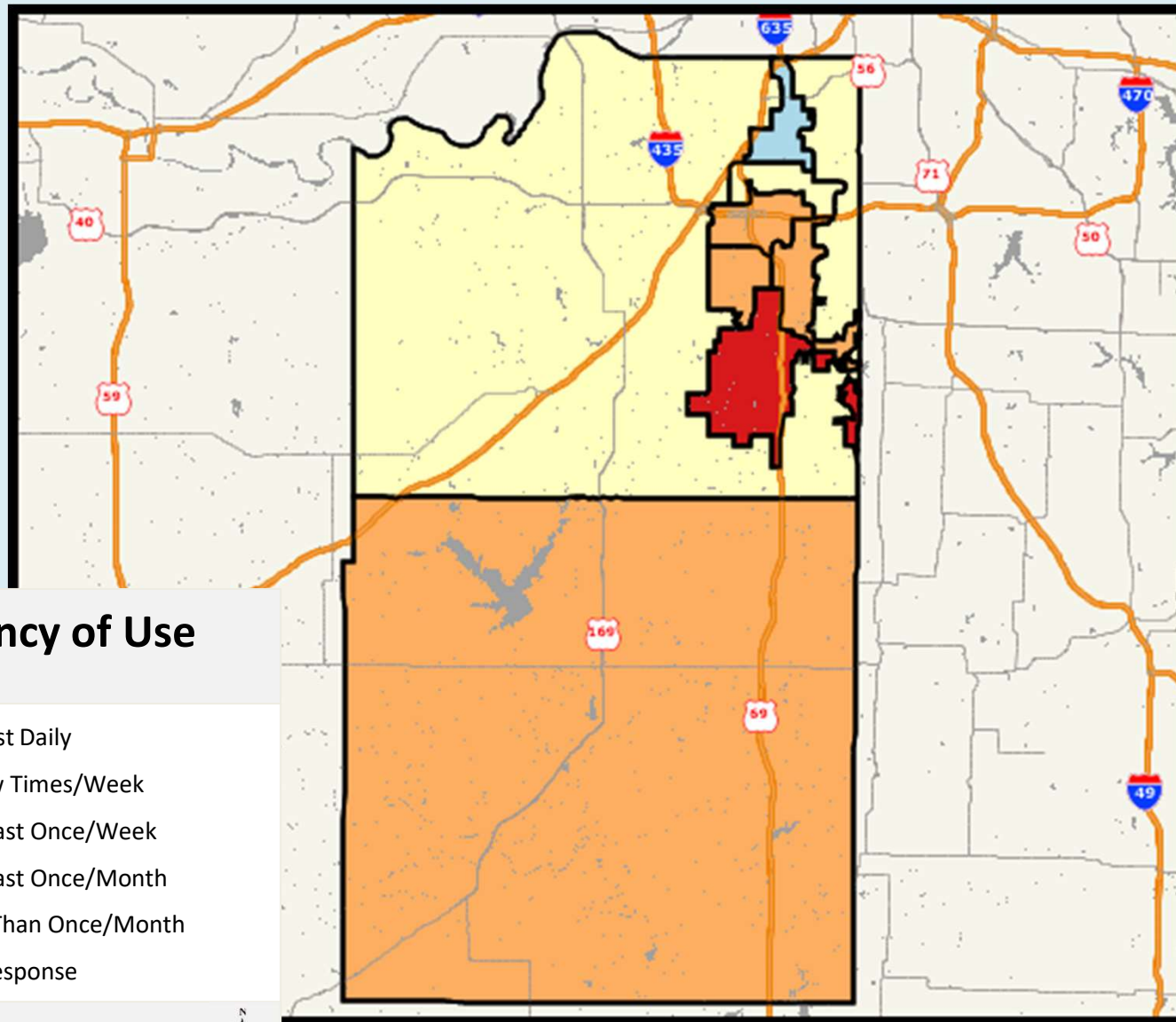
-  Darker blue shades indicate POSITIVE ratings or positive responses to the respective question (e.g. extremely important, very high, strongly agree, etc.).
-  Lighter blue shades indicate POSITIVE ratings or positive responses to the respective question (e.g. very important, high, agree, etc.).
-  Off-white shades indicate NEUTRAL ratings. Where respondents' neither agree/disagree, important response, medium, etc.).
-  Orange shades indicate NEGATIVE ratings or negative responses to the respective question (e.g. disagree, low, less important, etc.).
-  Red shades indicate NEGATIVE ratings or negative responses to the respective question (e.g. strongly disagree, none, not important, increase/d significantly, etc.).

# Location of Survey Respondents

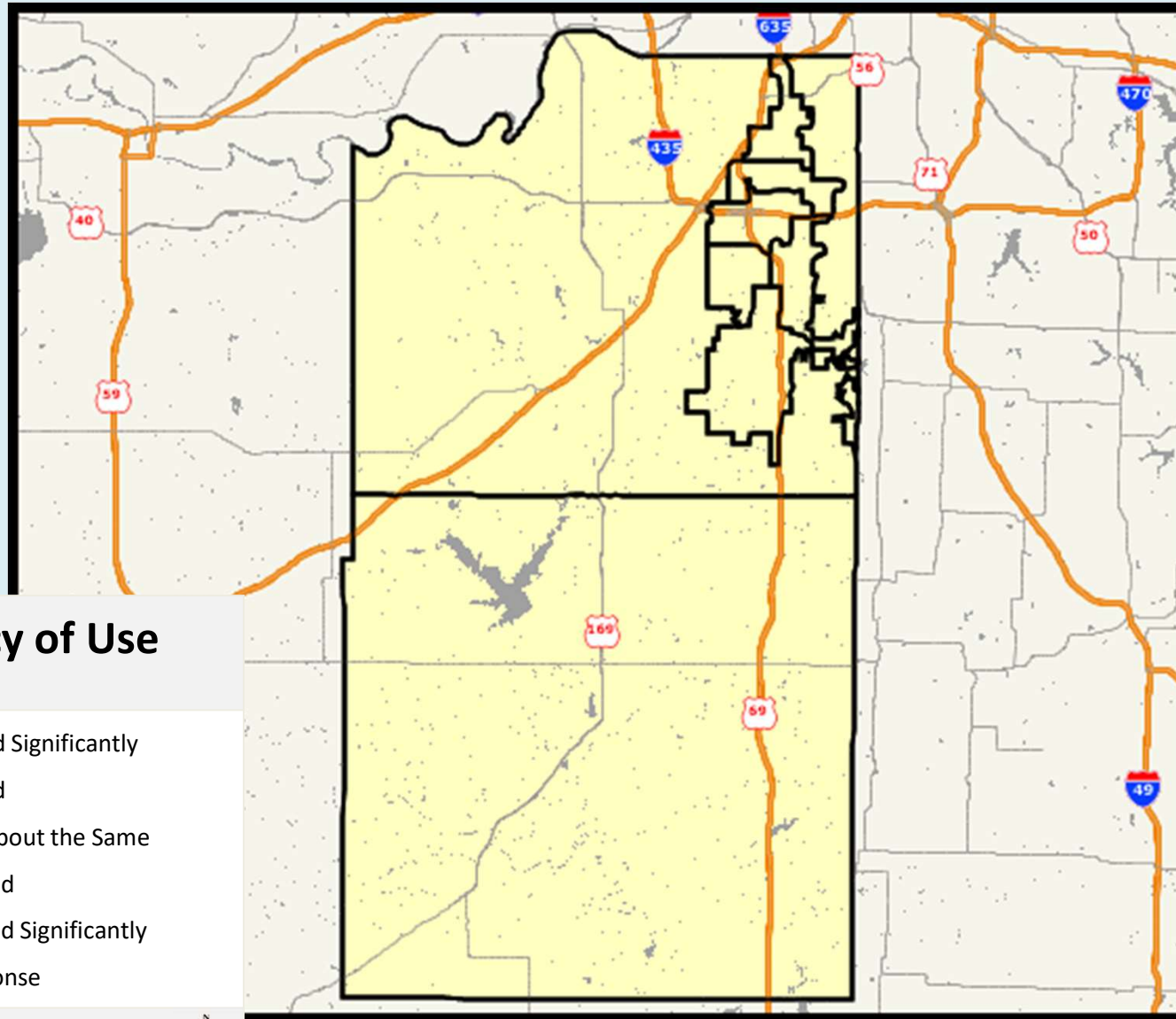
(Boundaries Show Overland Park City Council Wards and County Boundaries)



## Q2. How frequently have you used any portion of U.S. 69 between 103rd and 151st Streets during the past month?



### Q3. Compared to 6 months ago, how has the frequency that you use any portion of U.S. 69 between 103rd and 151st changed?

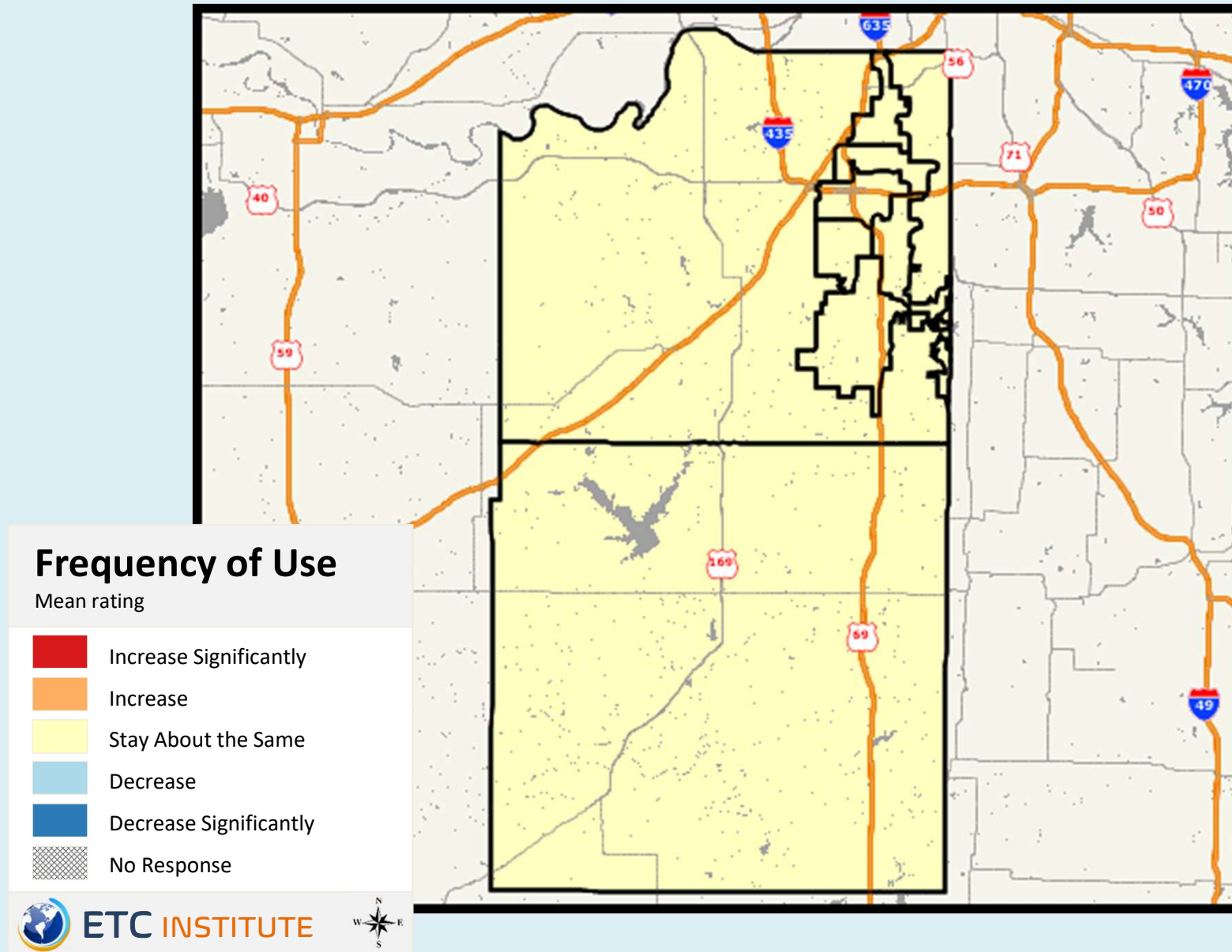


**Frequency of Use**  
Mean rating

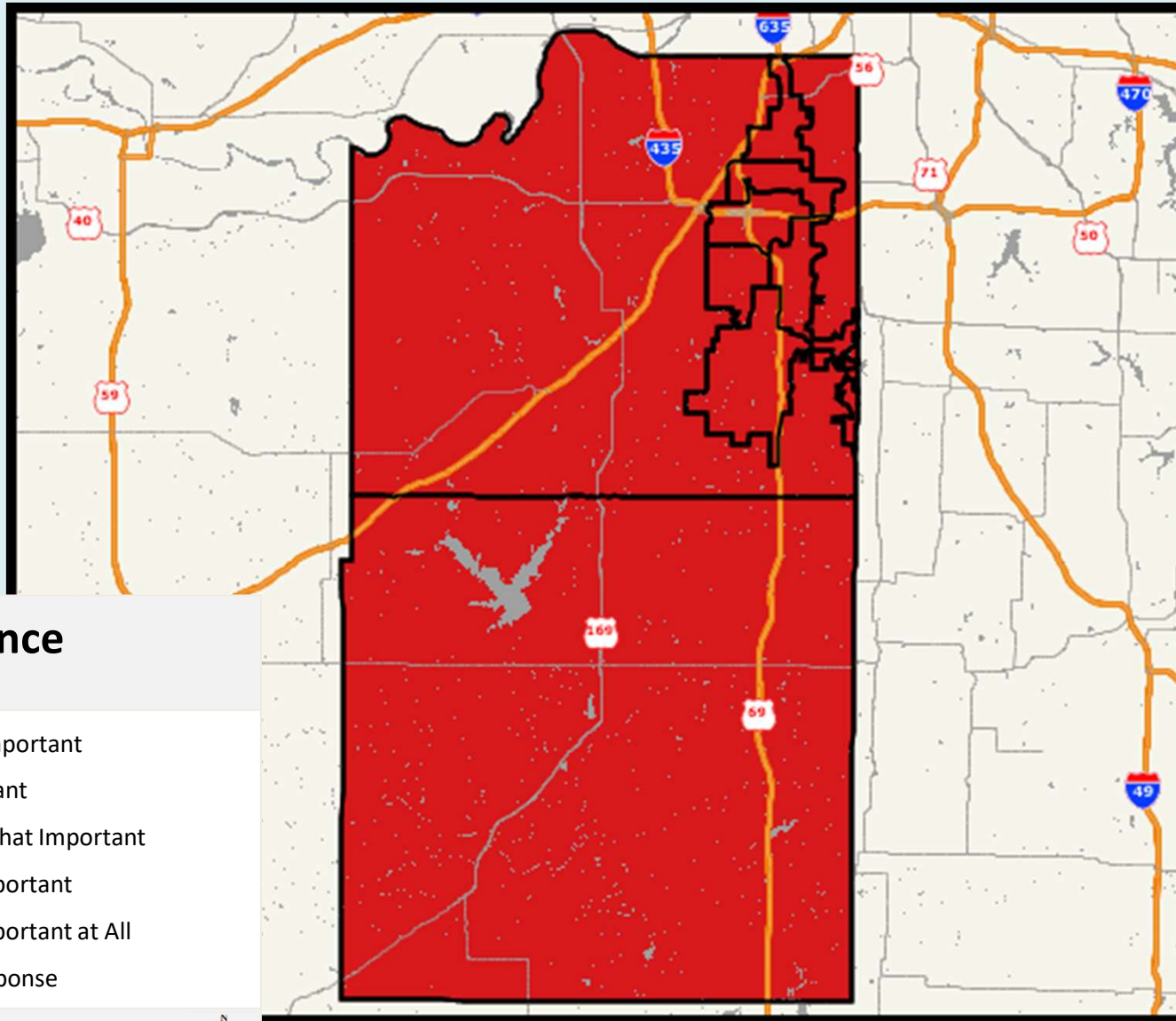
- Increased Significantly
- Increased
- Stayed About the Same
- Decreased
- Decreased Significantly
- No Response

ETC INSTITUTE

Q4. Over the next 6 months, how do you think the frequency that you use any portion of U.S. 69 between 103rd and 151st will change?



# Q6. How important do you think U.S. 69 is to businesses and jobs in Overland Park?

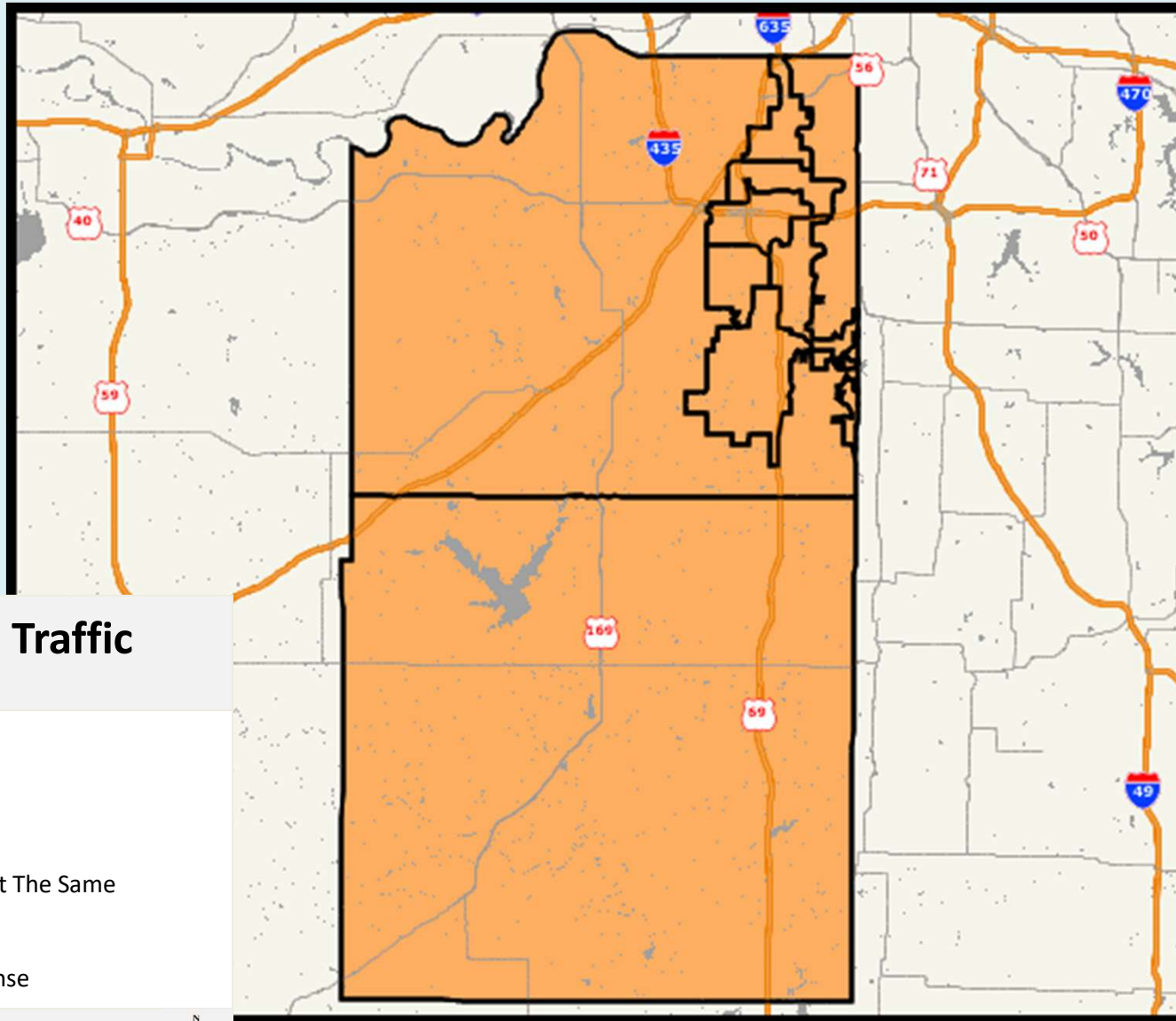


**Importance**  
Mean rating

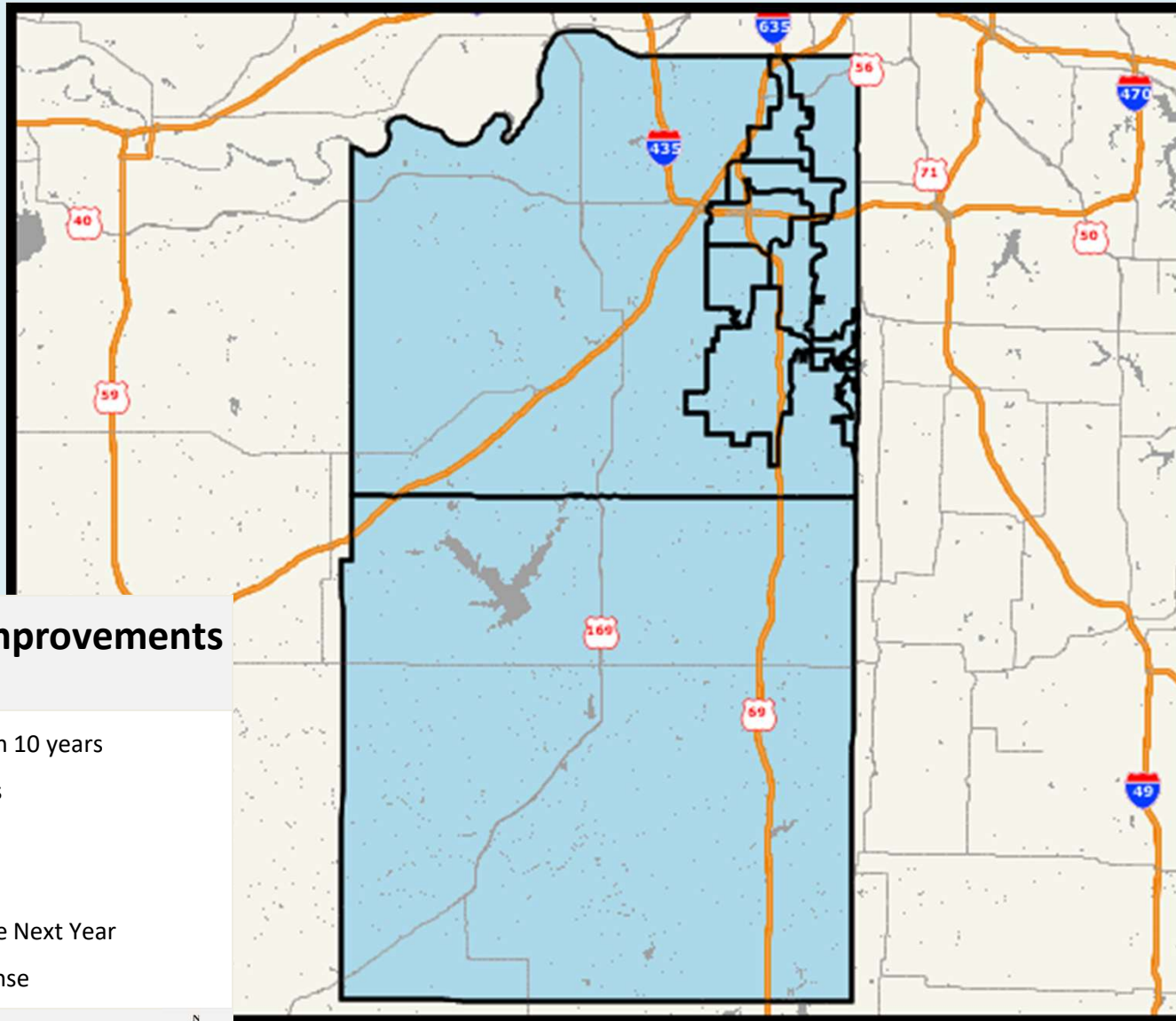
- Very Important
- Important
- Somewhat Important
- Not Important
- Not Important at All
- No Response



# Q7. How do you think the amount of traffic on U.S. 69 will change over the next 20 years?



# Q8-1. How soon you think KDOT should begin making traffic flow improvements to U.S. 69 between 103rd and 119th Streets?



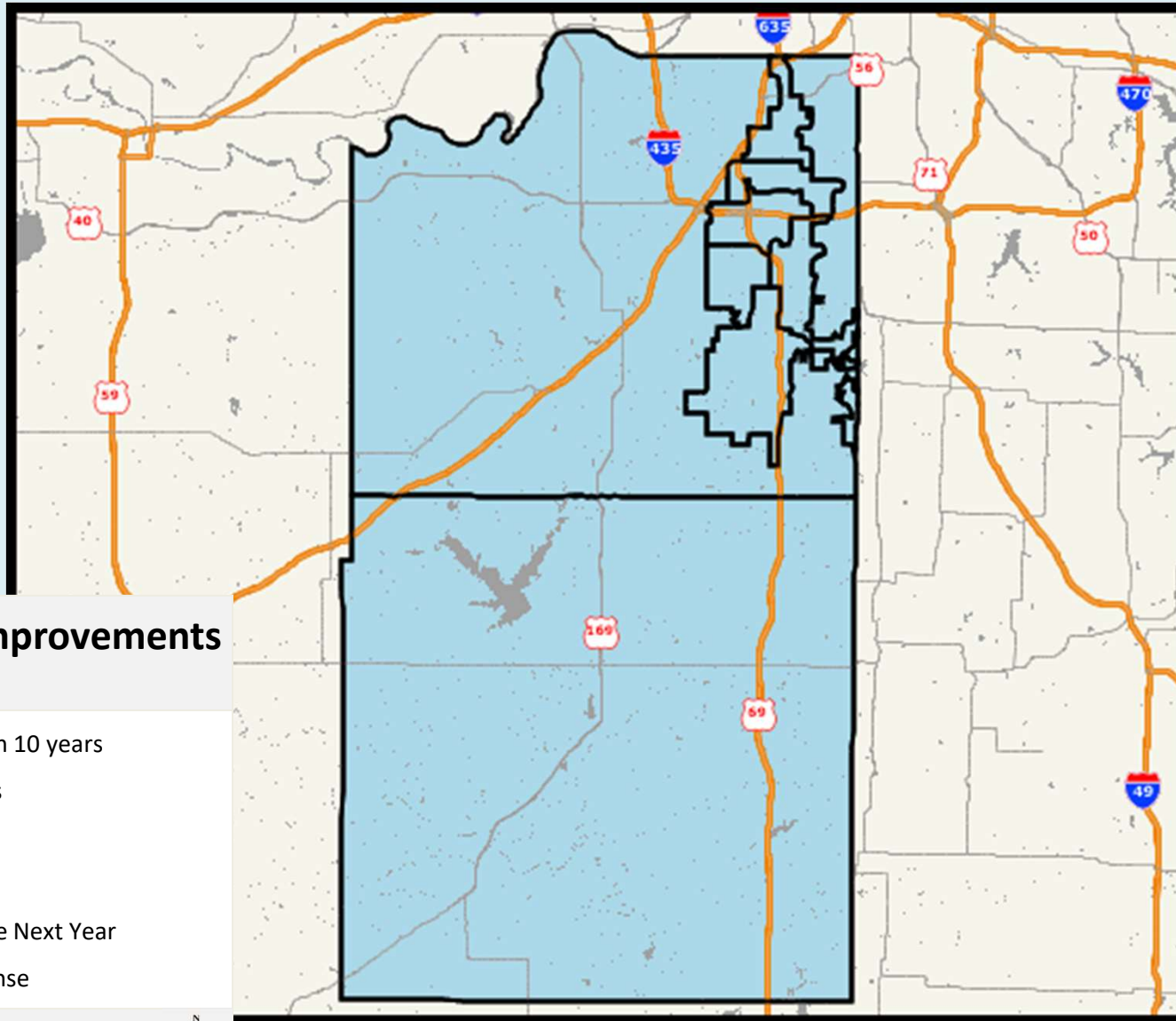
## Timing of Improvements

Mean rating

- More Than 10 years
- 6-10 years
- 3-5 years
- 1-2 years
- Within The Next Year
- No Response



## Q8-2. How soon you think KDOT should begin making traffic flow improvements to U.S. 69 between 119th and 151st Streets



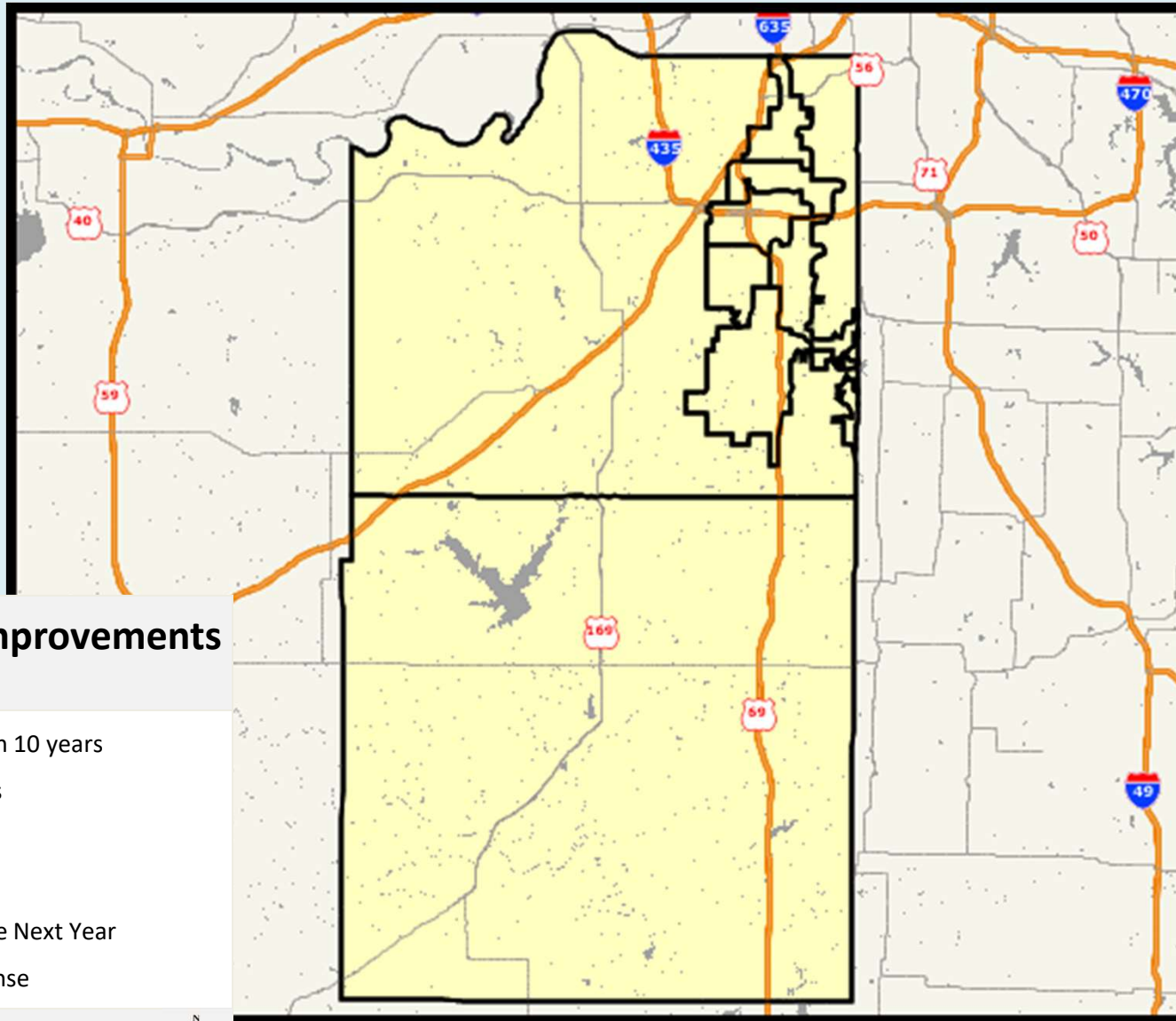
### Timing of Improvements

Mean rating

- More Than 10 years
- 6-10 years
- 3-5 years
- 1-2 years
- Within The Next Year
- No Response



# Q8-3. How soon you think KDOT should begin making traffic flow improvements to U.S. 69 between 151st and 179th Streets



## Timing of Improvements

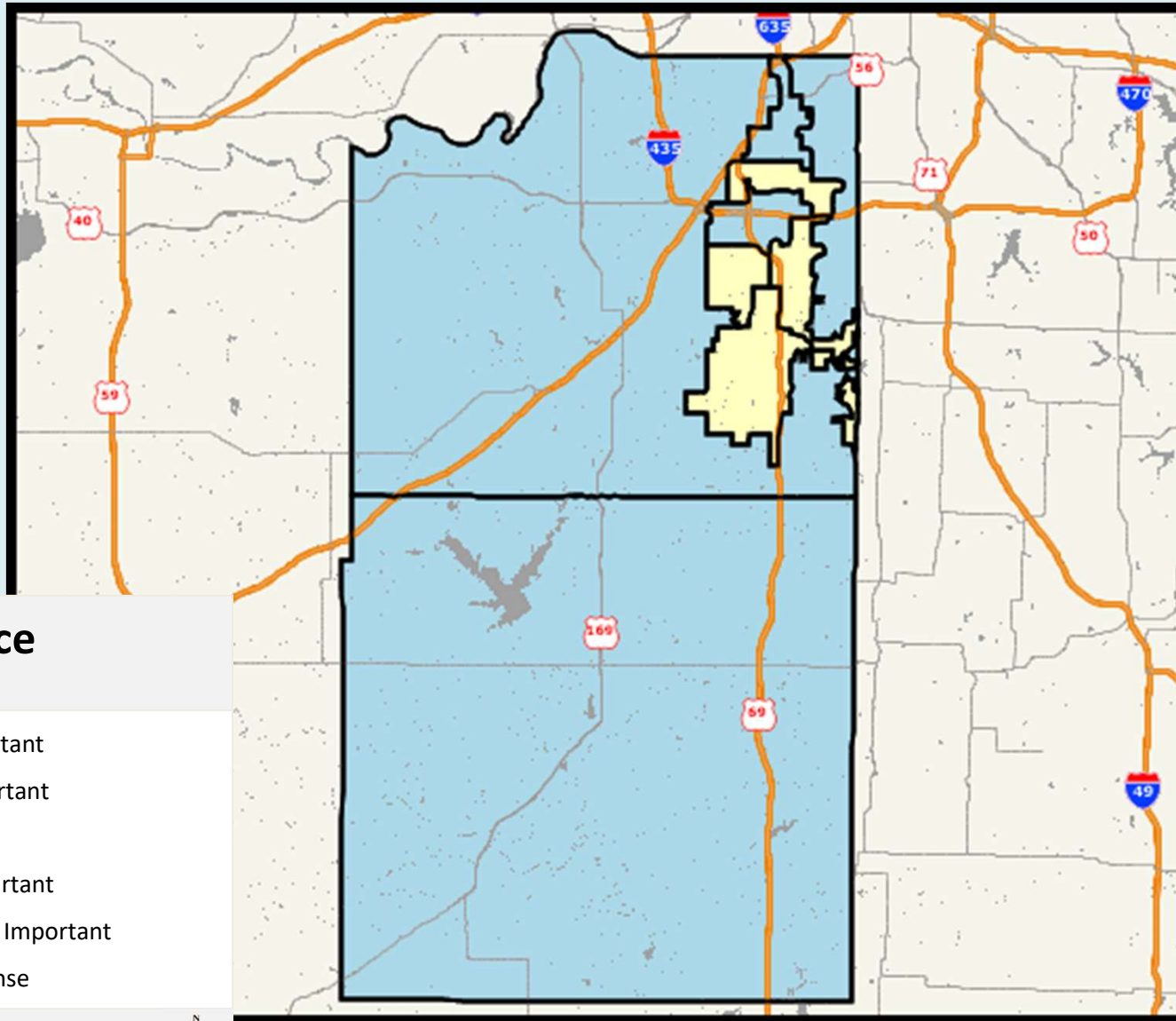
Mean rating

- More Than 10 years
- 6-10 years
- 3-5 years
- 1-2 years
- Within The Next Year
- No Response



Q9-1. How important should the following be in determining the types of improvements (if any) that could be made to U.S. 69?

**Minimizing the total cost of the project**



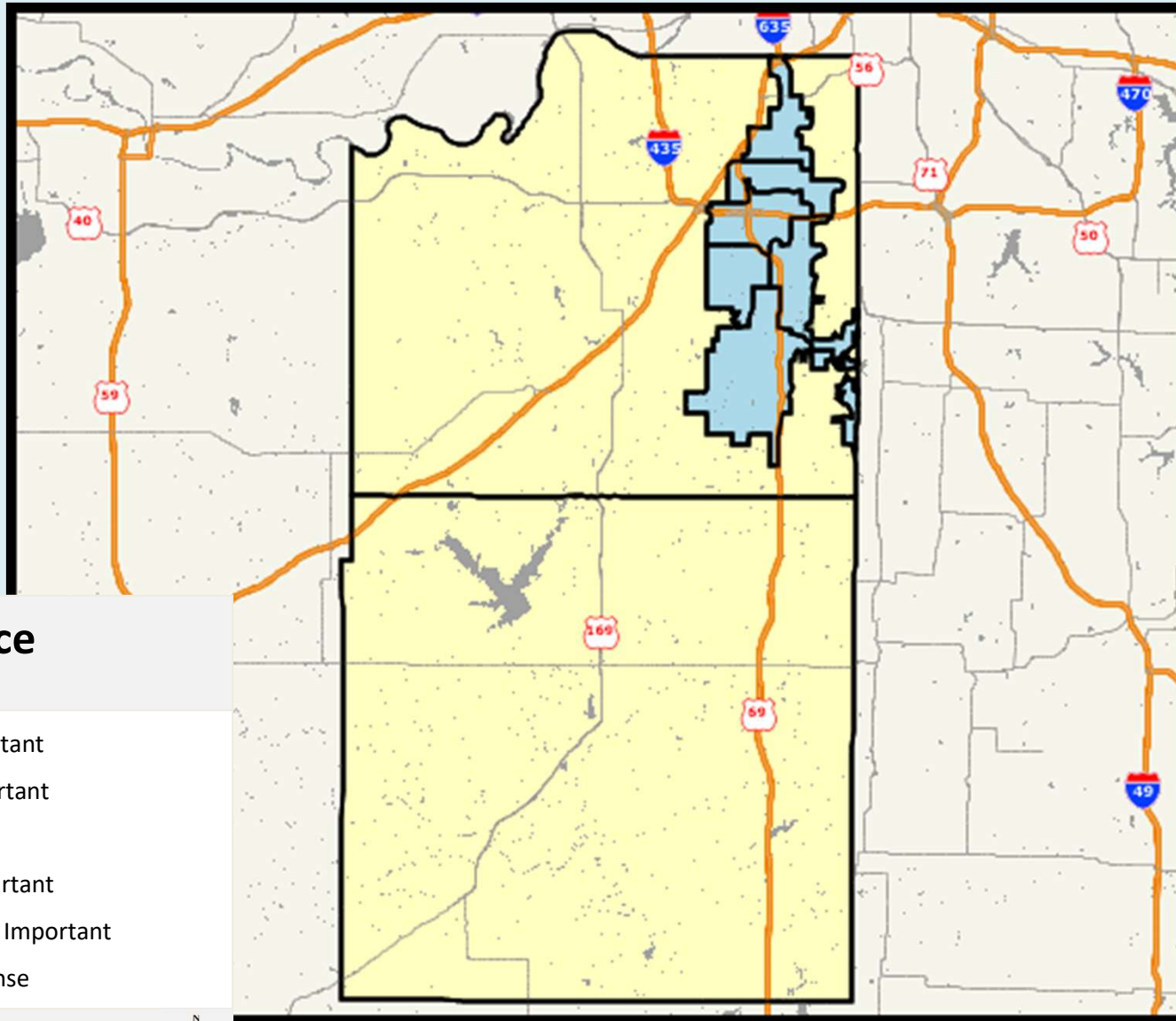
**Importance**  
Mean rating

- Not Important
- Less Important
- Important
- Very Important
- Extremely Important
- No Response

ETC INSTITUTE

Q9-2. How important should the following be in determining the types of improvements (if any) that could be made to U.S. 69?

**Minimizing the portion of the total costs that are paid by Overland Park residents**



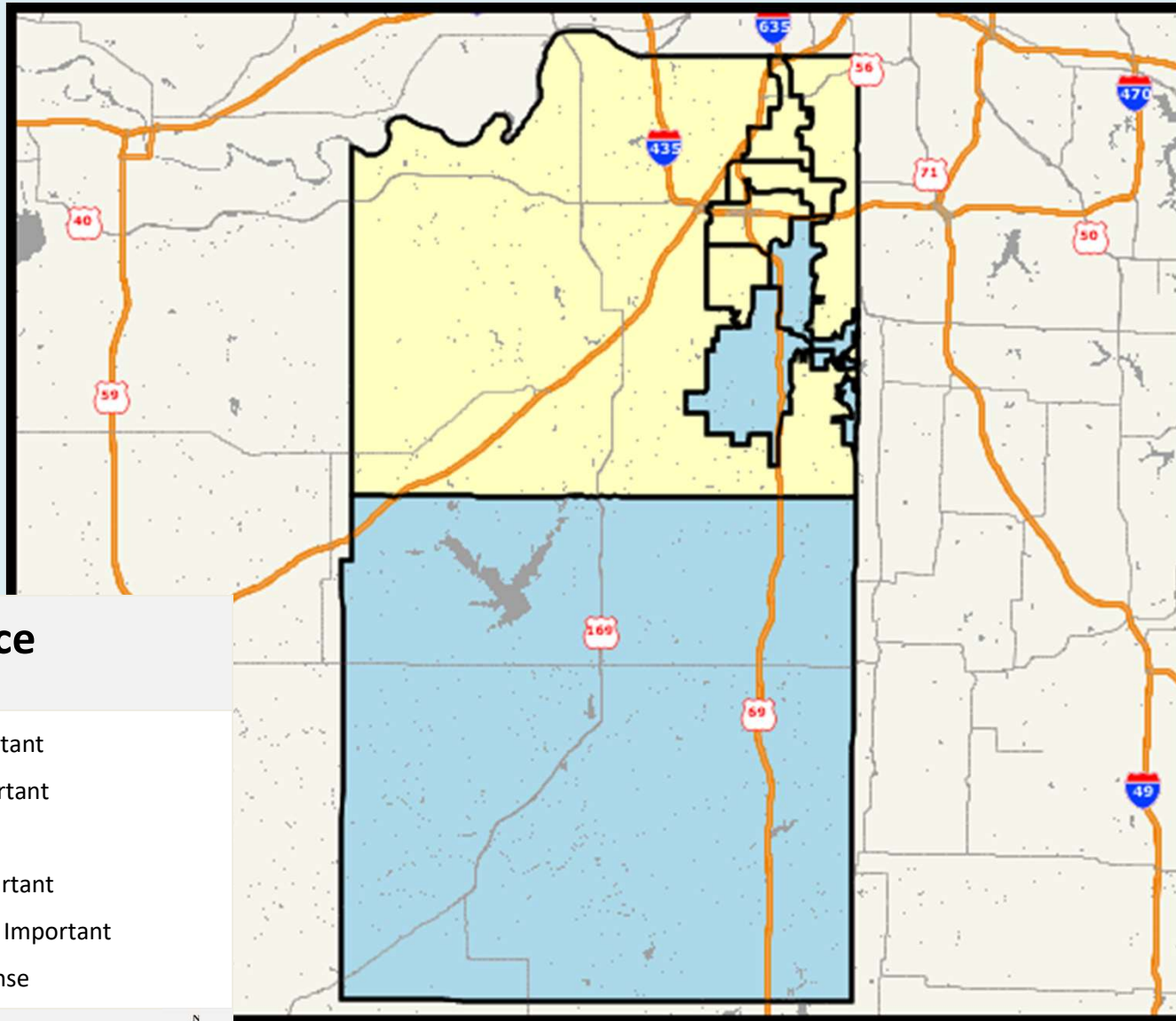
**Importance**  
Mean rating

- Not Important
- Less Important
- Important
- Very Important
- Extremely Important
- No Response



Q9-3. How important should the following be in determining the types of improvements (if any) that could be made to U.S. 69?

**Completing the project sooner rather than later**

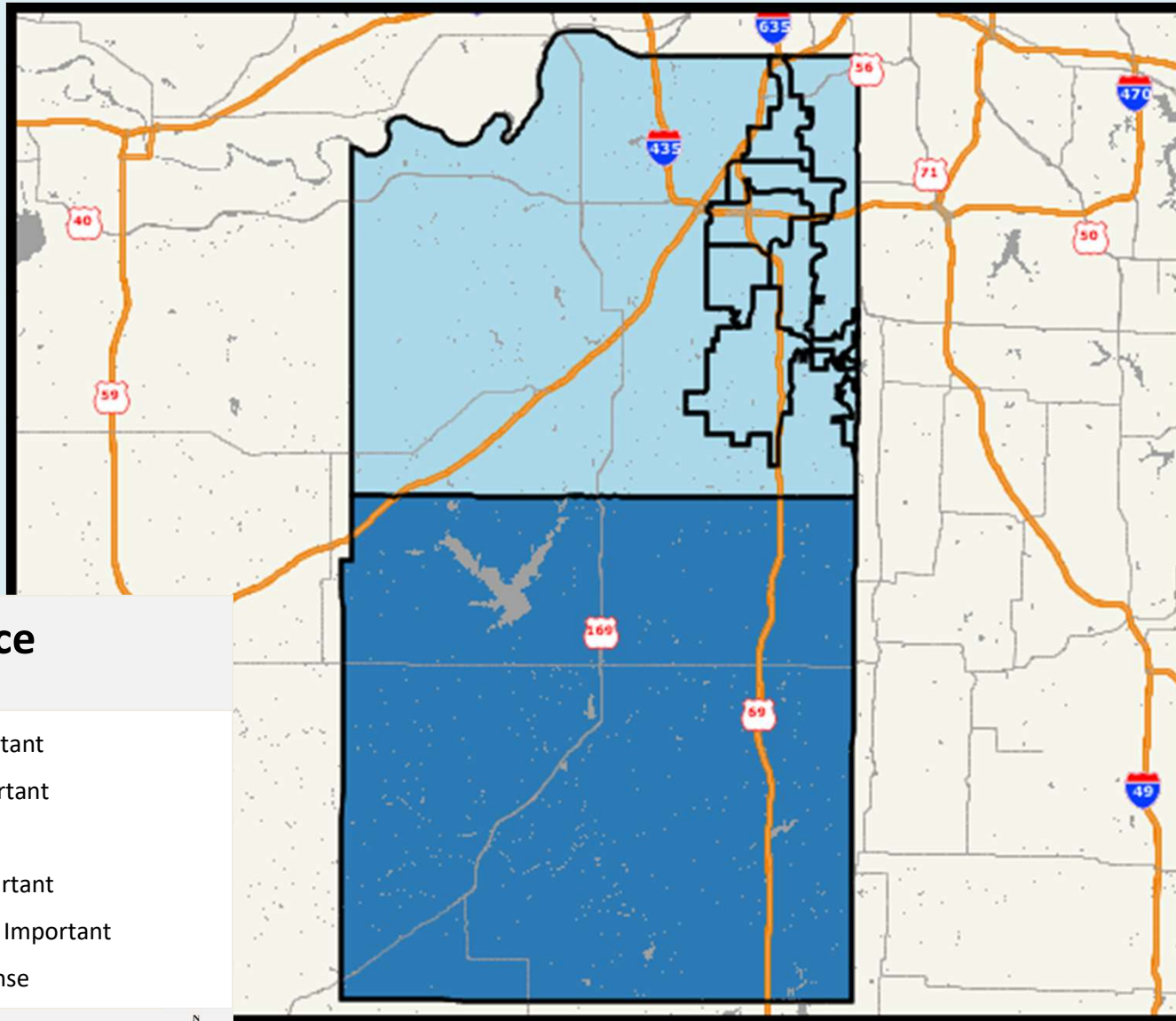


**Importance**  
Mean rating

- Not Important
- Less Important
- Important
- Very Important
- Extremely Important
- No Response

Q9-4. How important should the following be in determining the types of improvements (if any) that could be made to U.S. 69?

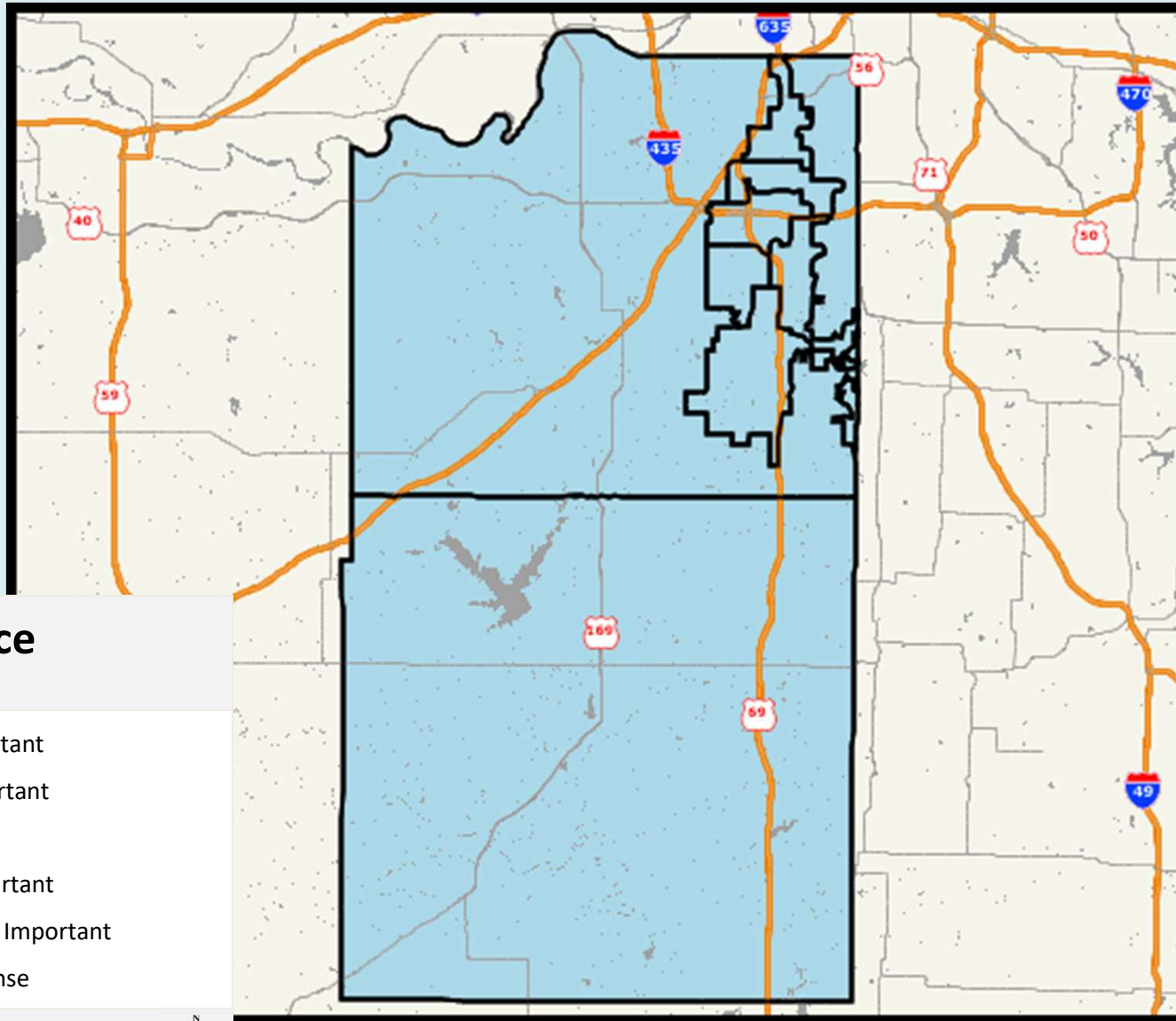
**Minimizing the disruption that construction has on traffic flow**





Q9-5. How important should the following be in determining the types of improvements (if any) that could be made to U.S. 69?

**Minimizing the impact of improvements on surrounding homes and businesses**



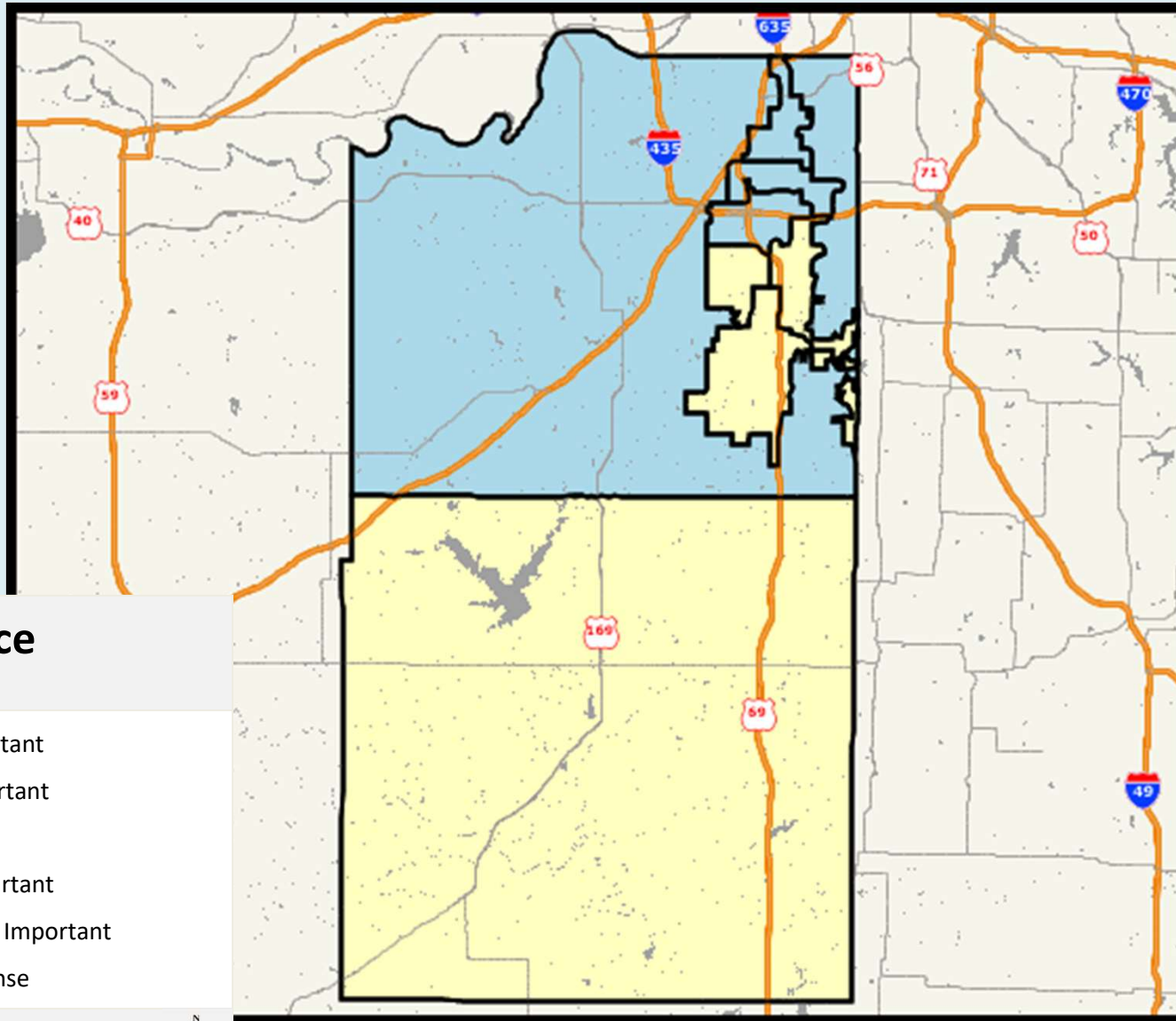
**Importance**  
Mean rating

- Not Important
- Less Important
- Important
- Very Important
- Extremely Important
- No Response

ETC INSTITUTE

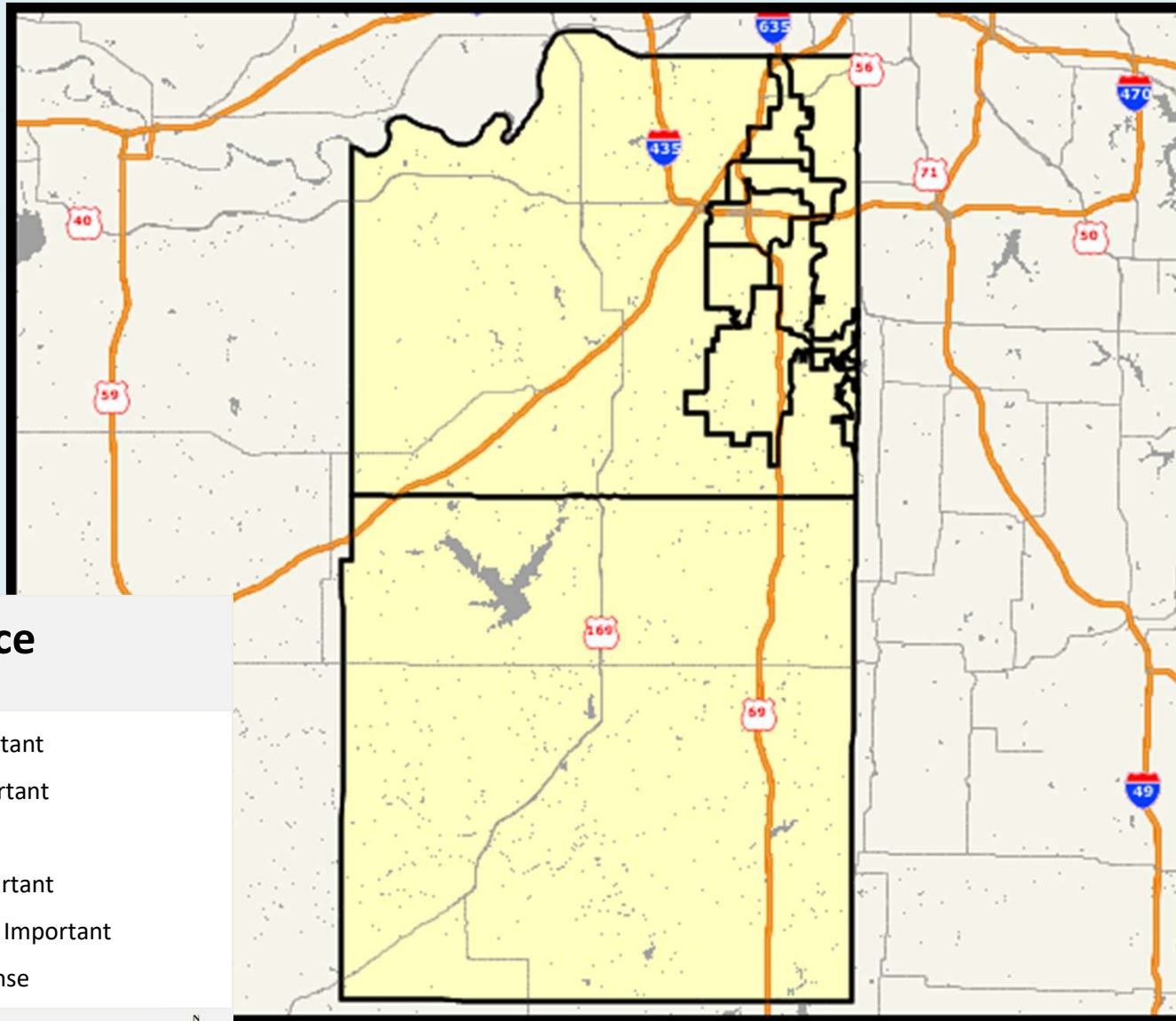
Q9-6. How important should the following be in determining the types of improvements (if any) that could be made to U.S. 69?

**Minimizing the impact of improvements on the environment**



Q9-7. How important should the following be in determining the types of improvements (if any) that could be made to U.S. 69?

**Ensuring public transportation services can be offered in the corridor**

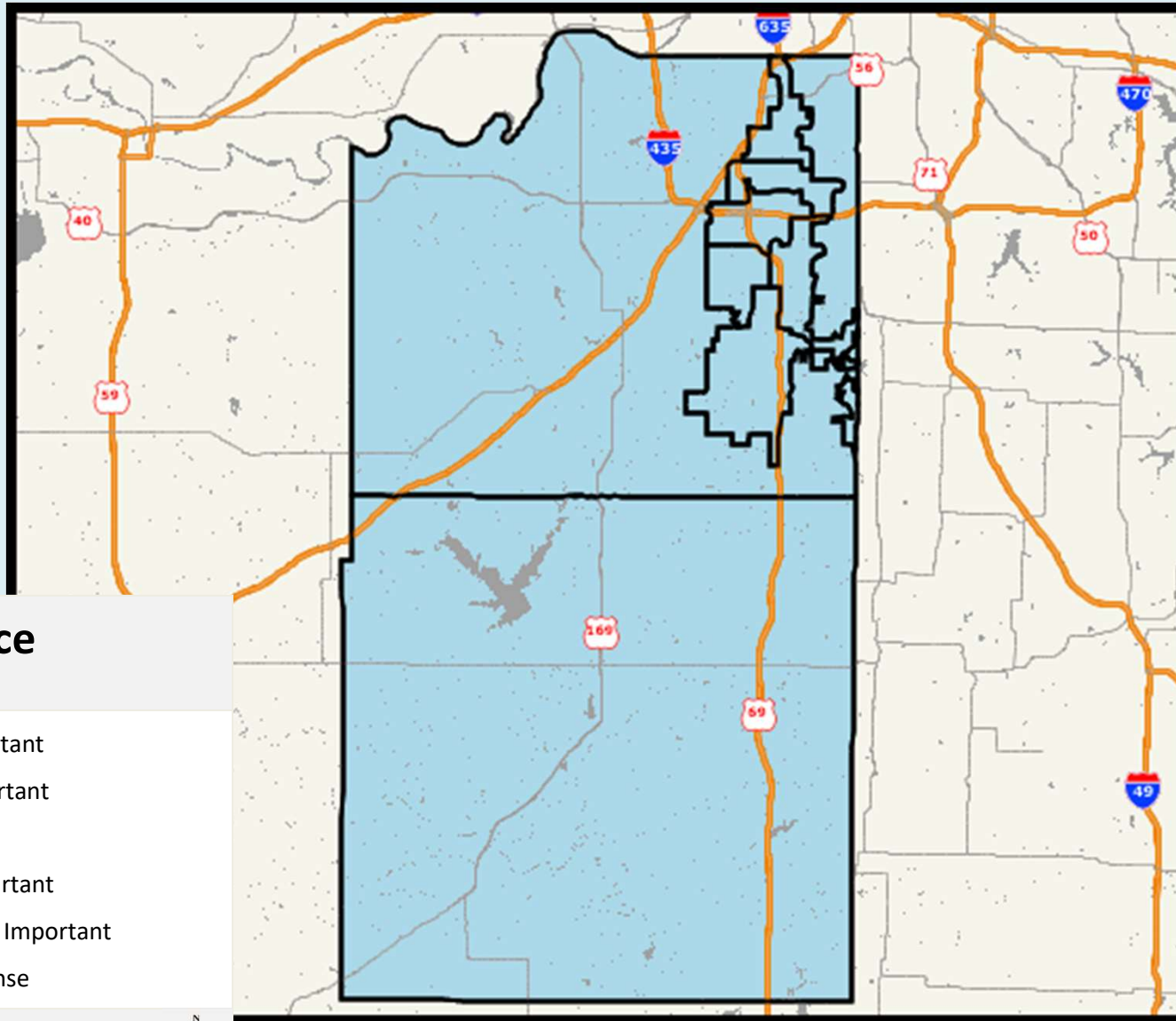


**Importance**  
Mean rating

- Not Important
- Less Important
- Important
- Very Important
- Extremely Important
- No Response

Q9-8. How important should the following be in determining the types of improvements (if any) that could be made to U.S. 69?

**Minimizing congestion by using innovative and creative solutions**



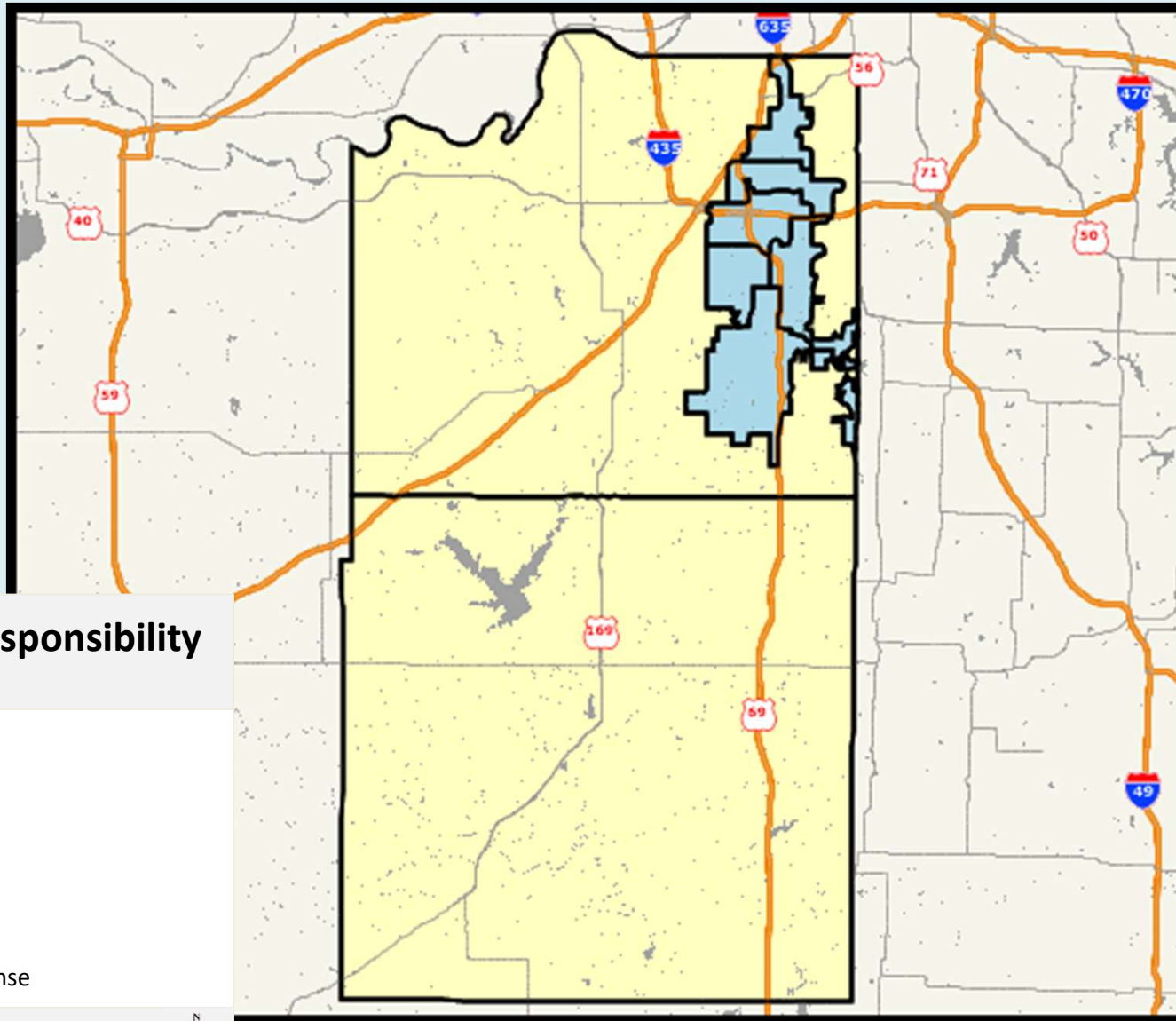
**Importance**  
Mean rating

- Not Important
- Less Important
- Important
- Very Important
- Extremely Important
- No Response

ETC INSTITUTE

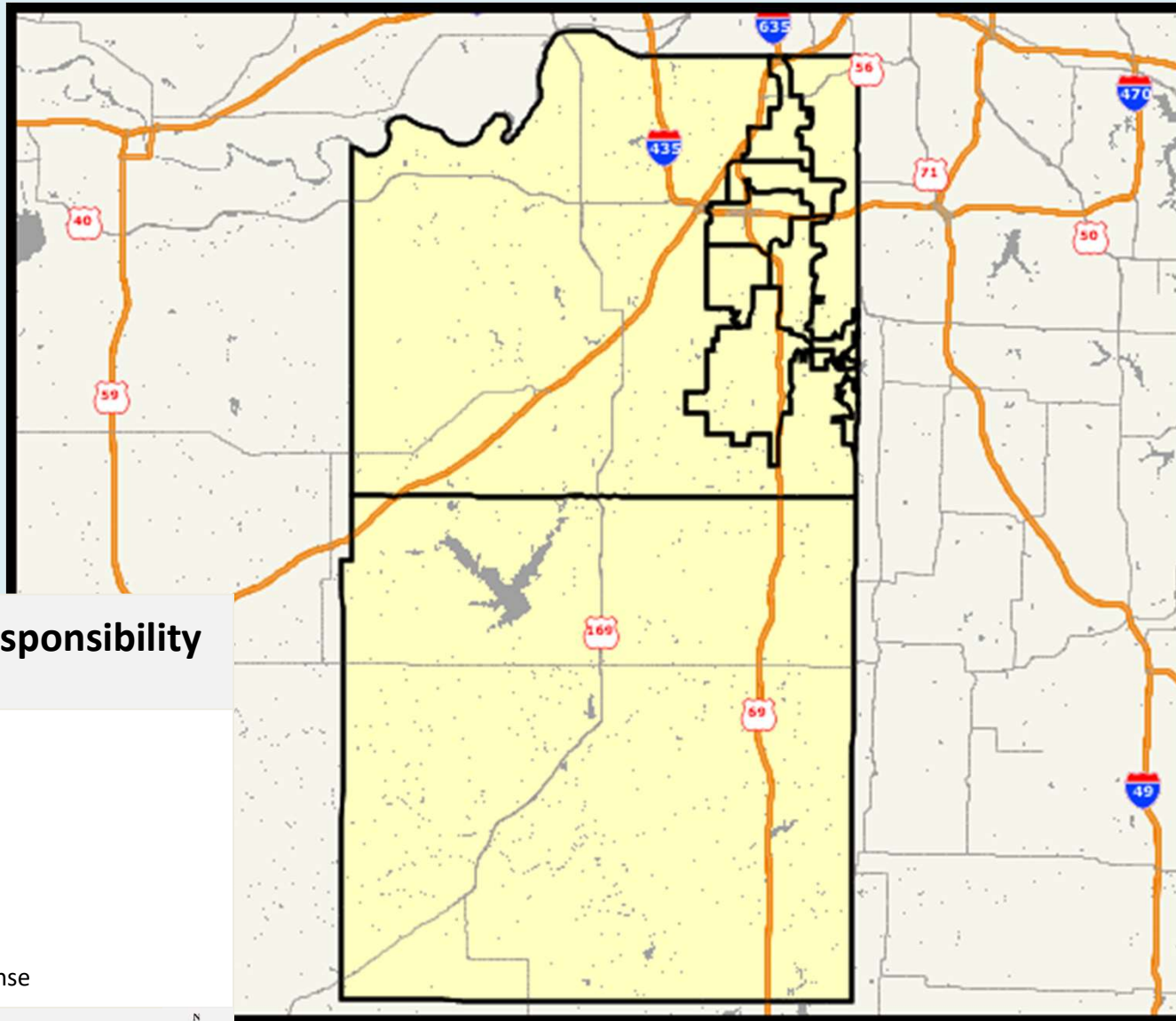
Q12-1. How much responsibility do you think the following groups of people should have for paying for improvements to U.S. 69?

**People who use/drive on U.S. 69 regardless of where they live**



Q12-2. How much responsibility do you think the following groups of people should have for paying for improvements to U.S. 69?

**Residents of Overland Park regardless of whether or not they use U.S. 69**



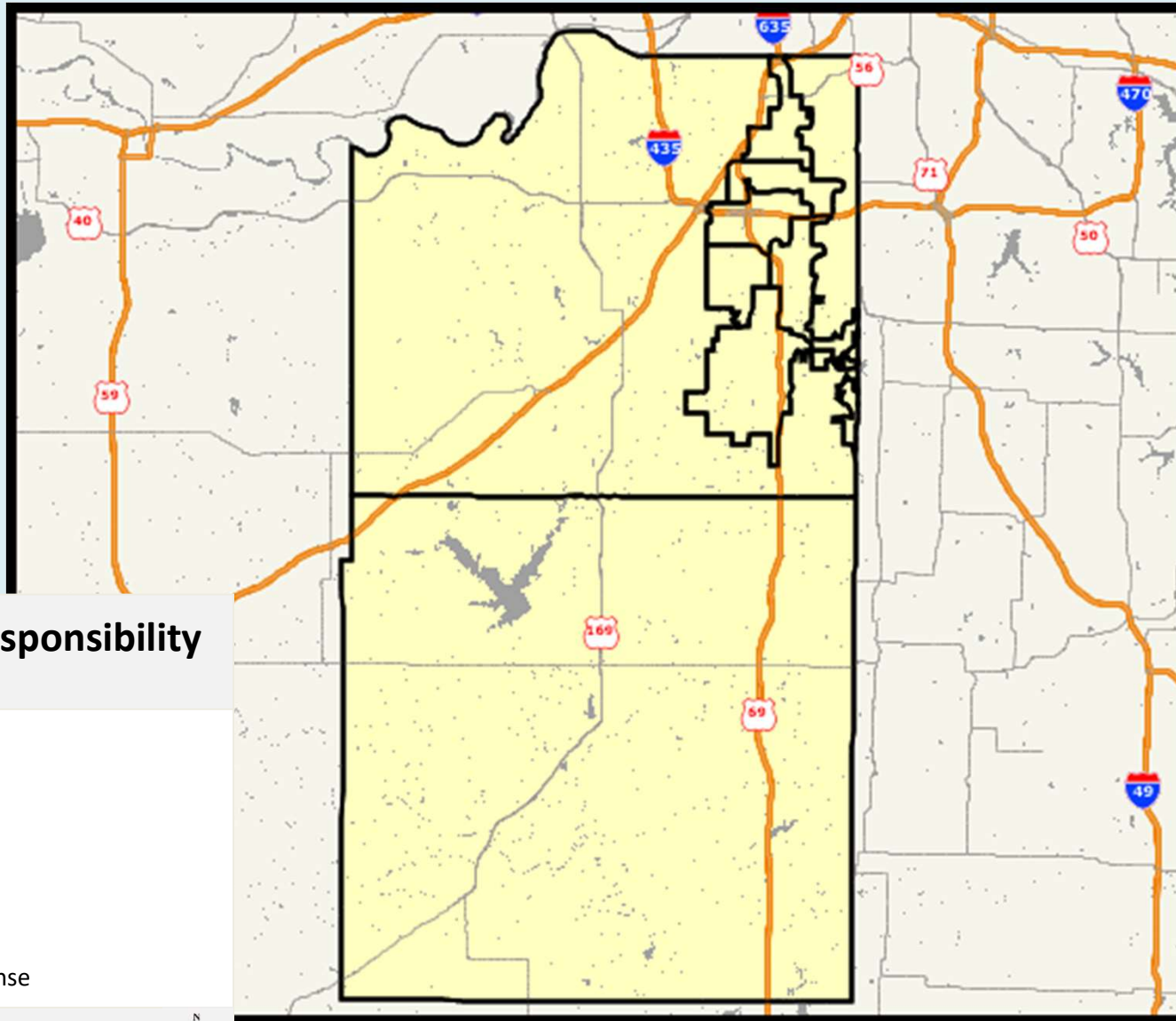
**Level of Responsibility**  
Mean rating

- None
- Low
- Medium
- High
- Very High
- No Response

ETC INSTITUTE

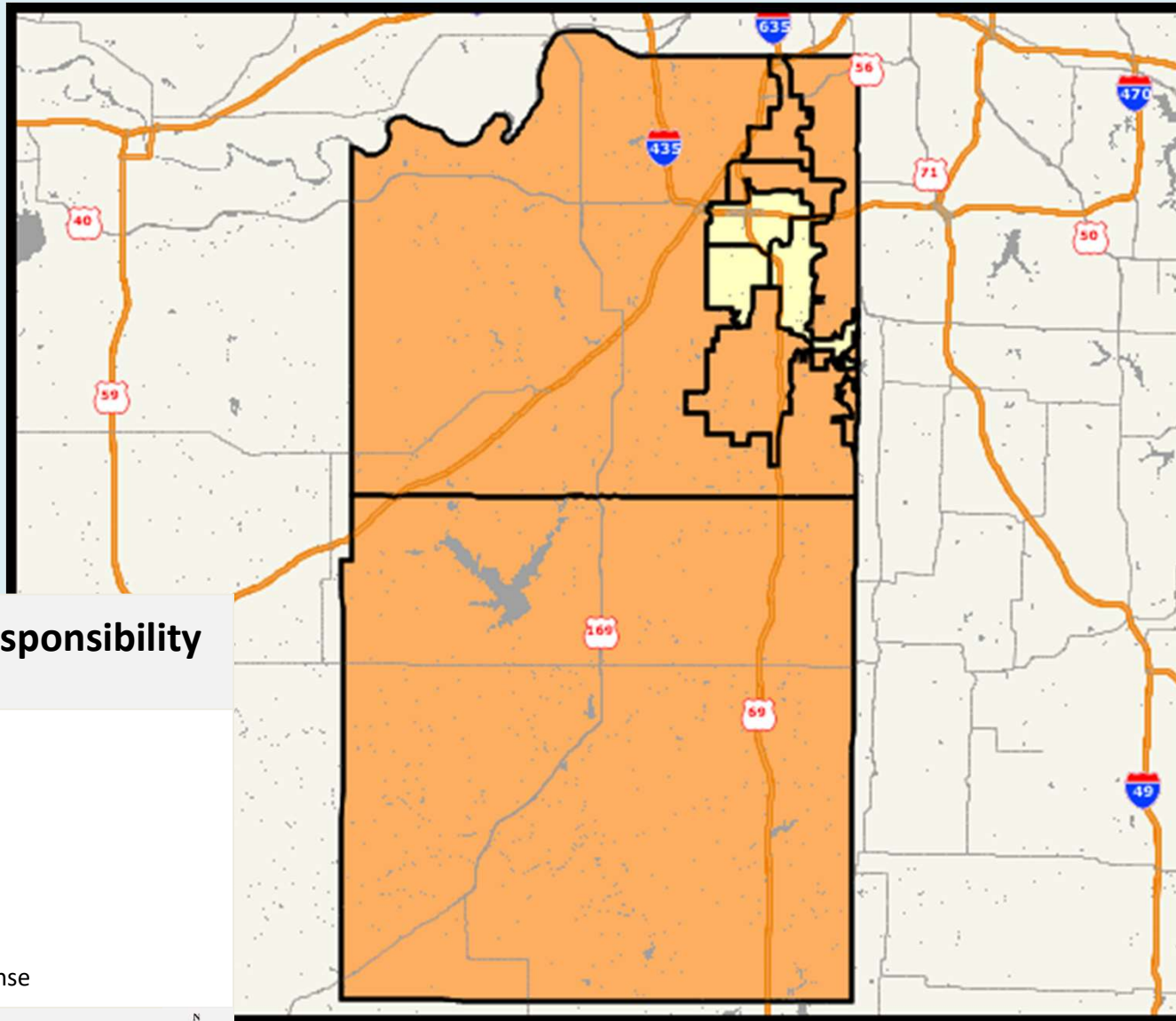
Q12-3. How much responsibility do you think the following groups of people should have for paying for improvements to U.S. 69?

**Residents of other areas of Johnson County**



Q12-4. How much responsibility do you think the following groups of people should have for paying for improvements to U.S. 69?

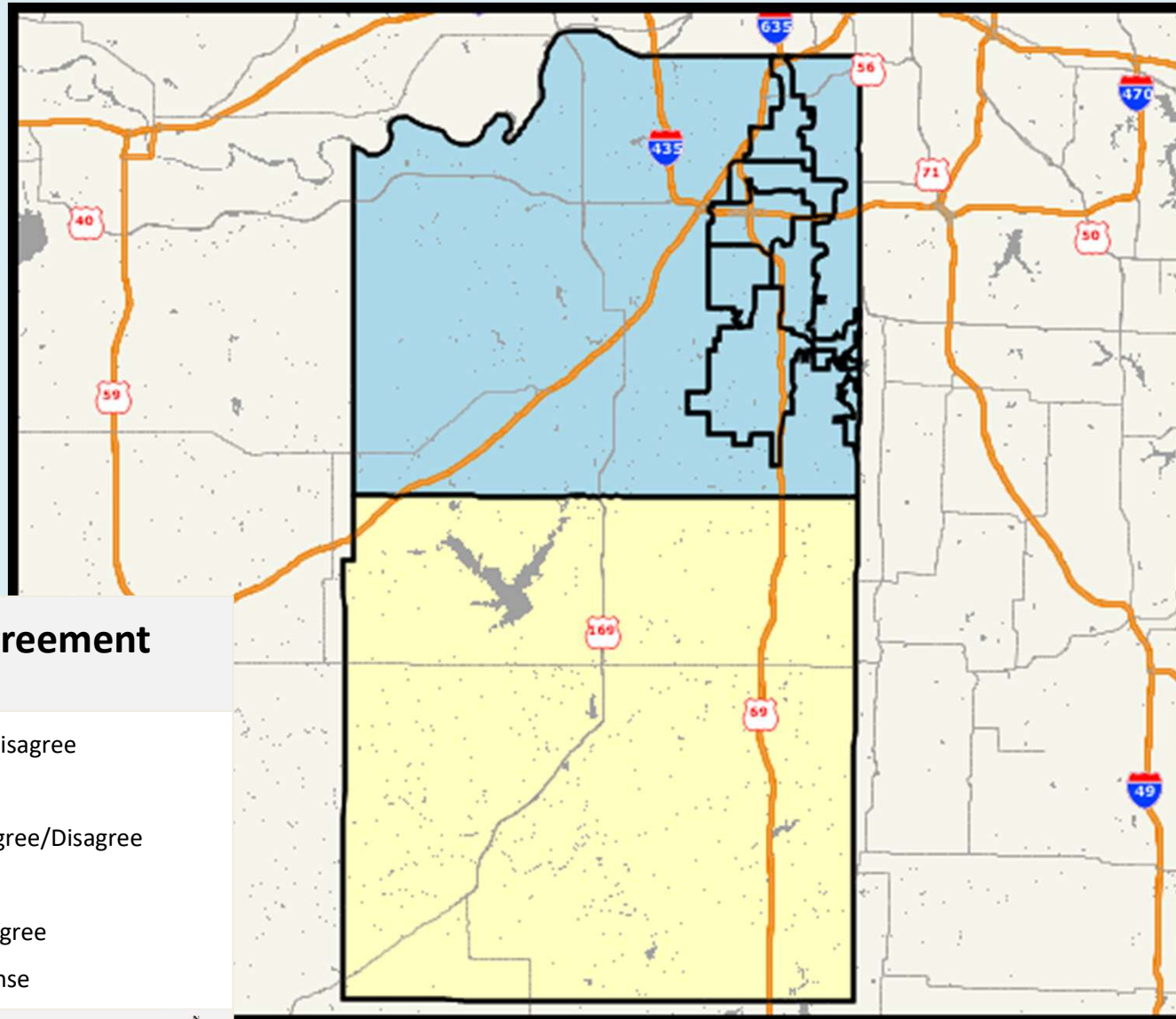
**Residents of neighboring counties such as Miami and Wyandotte Counties**





# Perceptions of Express Toll Lanes (ELTs) Among People Who Have Used Them in Other Areas

## Q13a-1. ELTs are a good way to keep traffic moving



### Level of Agreement

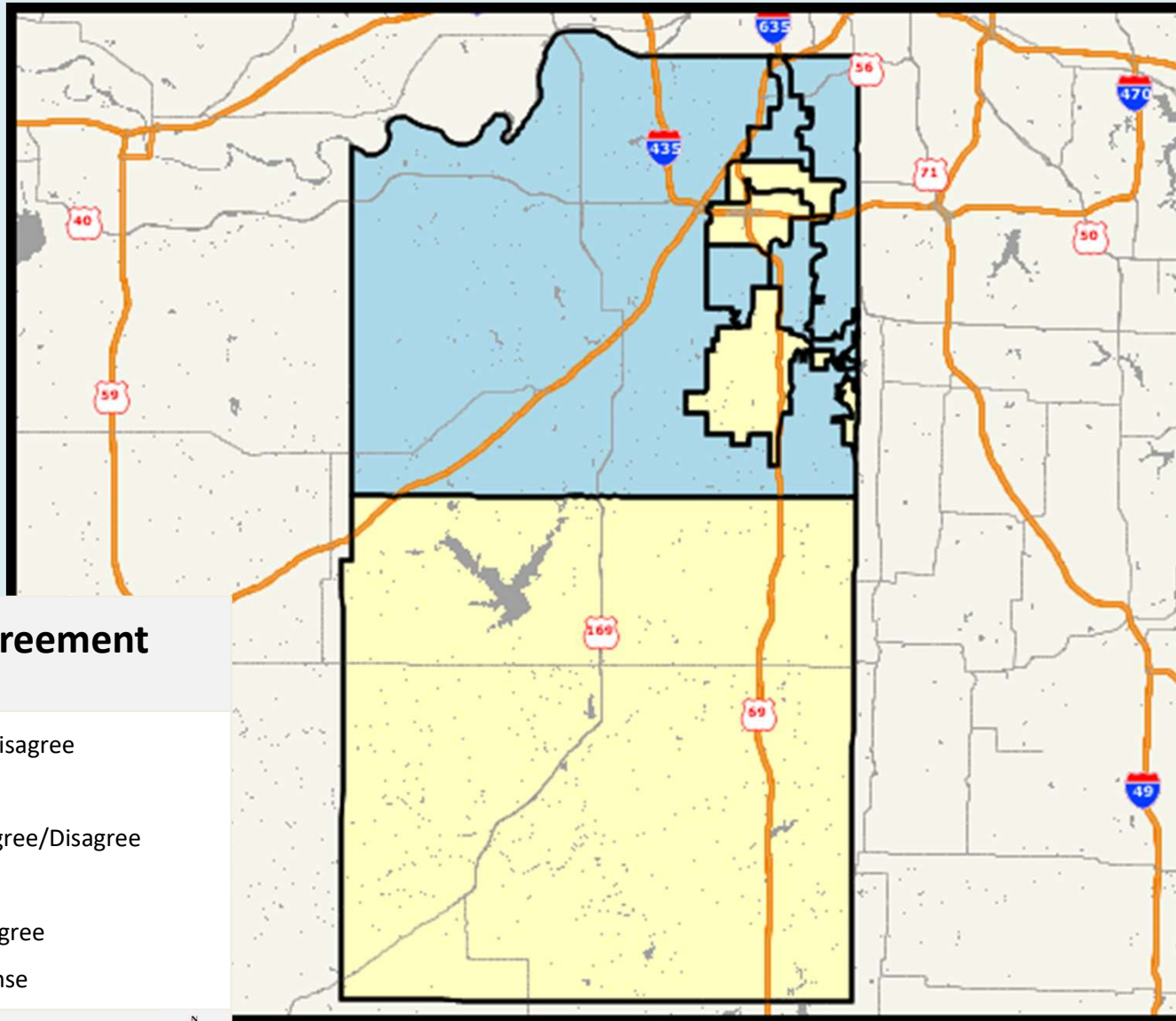
Mean rating

- Strongly Disagree
- Disagree
- Neither Agree/Disagree
- Agree
- Strongly Agree
- No Response



# Perceptions of Express Toll Lanes (ELTs) Among People Who Have Used Them in Other Areas

## Q13a-2. ELTs are easy to use



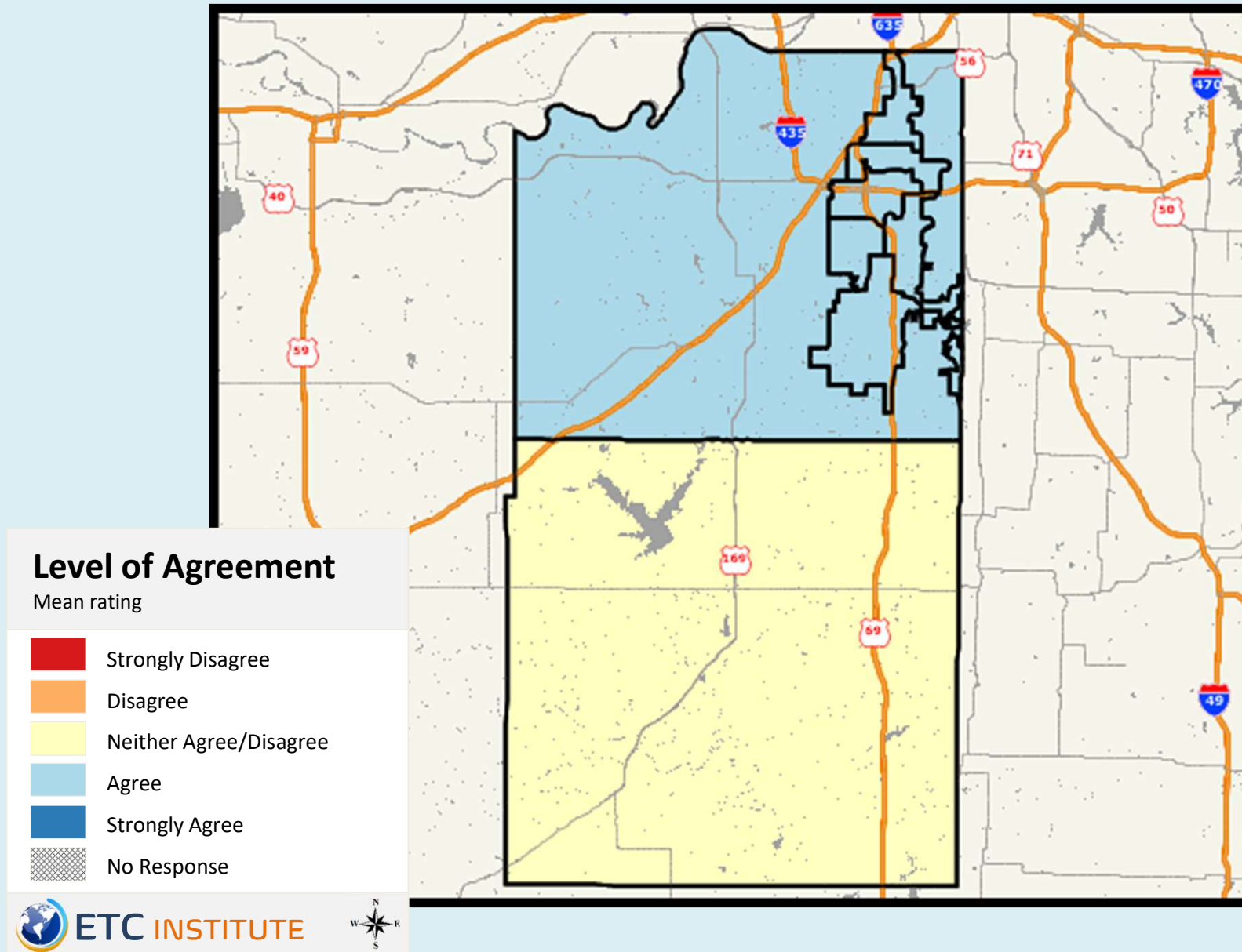
**Level of Agreement**  
Mean rating

- Strongly Disagree
- Disagree
- Neither Agree/Disagree
- Agree
- Strongly Agree
- No Response



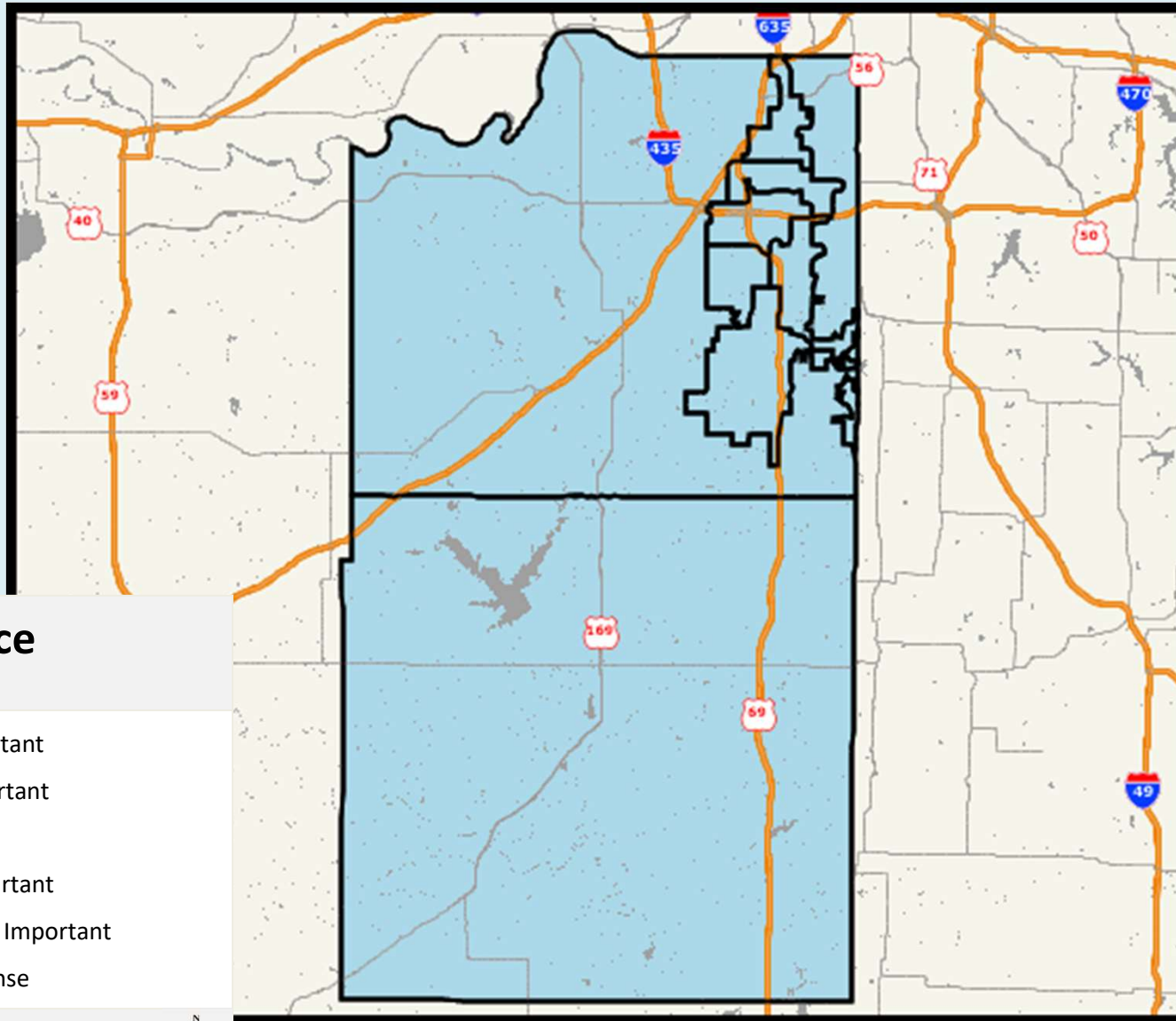
# Perceptions of Express Toll Lanes (ETCs) Among People Who Have Used Them in Other Areas

## Q13a-3. ETCs are fair because tolls are paid only by people who use them



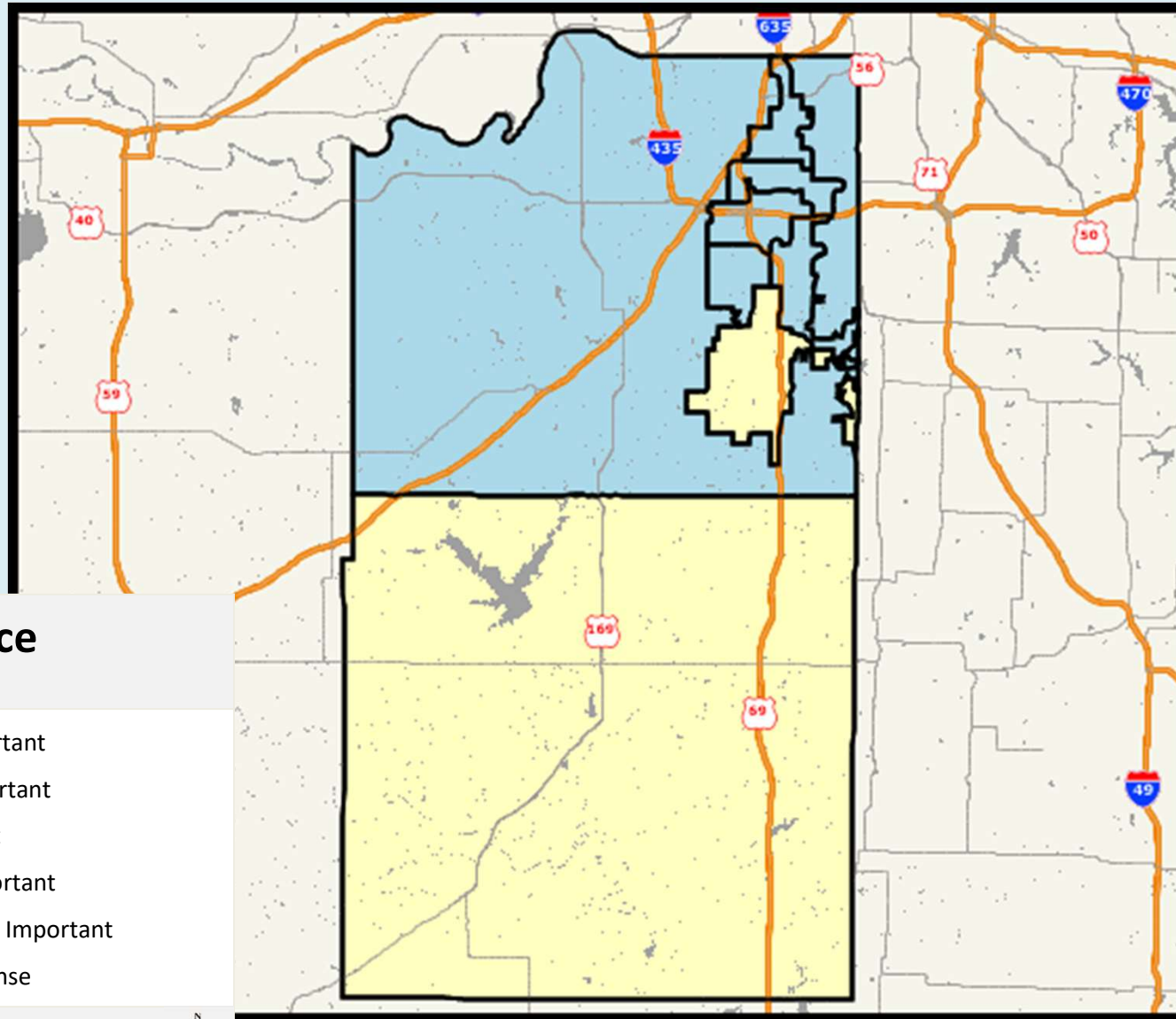
Importance of various benefits that express toll lanes could provide if they were included in the design of improvements to U.S. 69.

### Q15-1. Reducing congestion across all lanes of traffic



Importance of various benefits that express toll lanes could provide if they were included in the design of improvements to U.S. 69.

### Q15-2. Reducing the cost of the project by \$85 million dollars



#### Importance

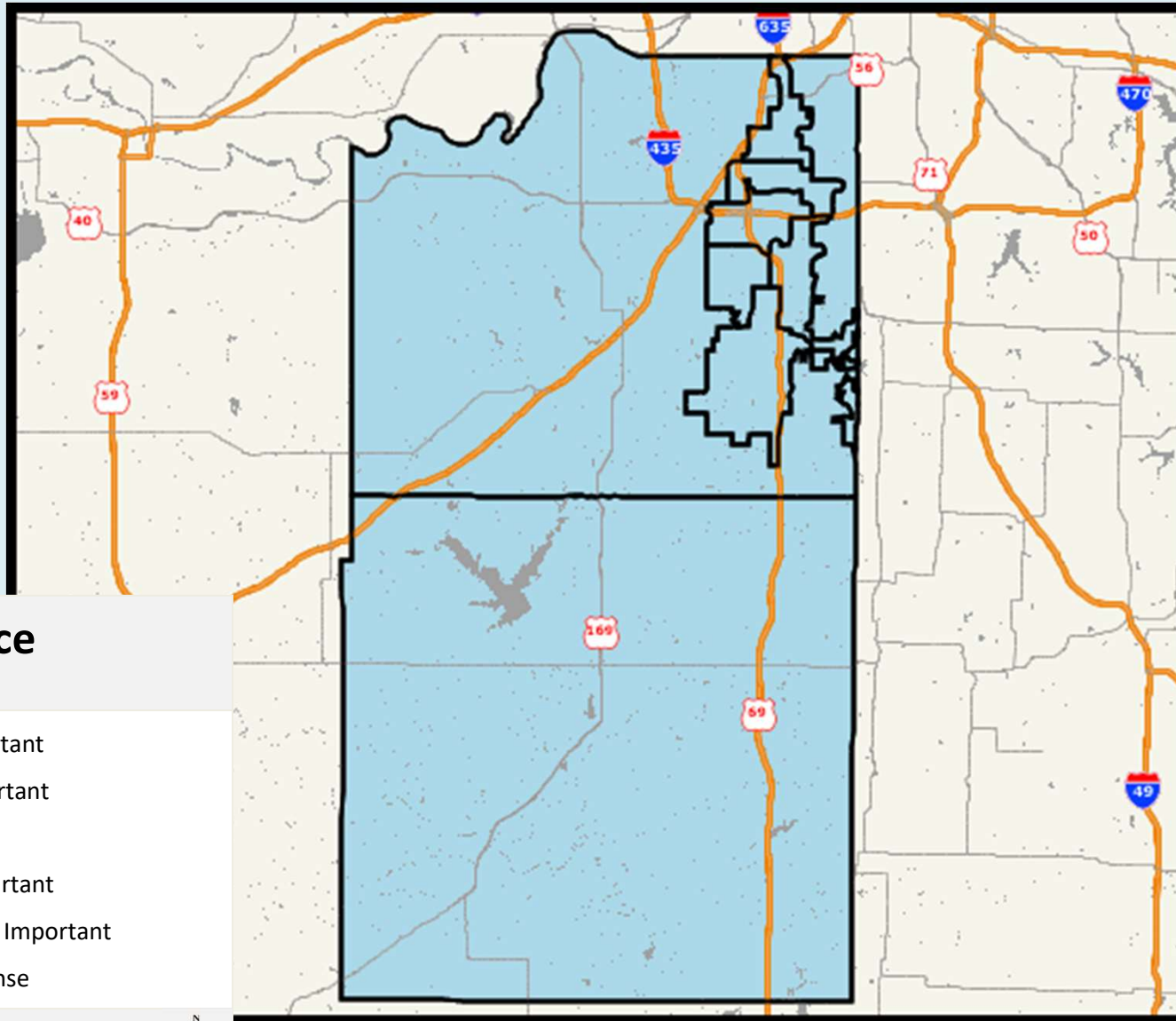
Mean rating

- Not Important
- Less Important
- Important
- Very Important
- Extremely Important
- No Response



Importance of various benefits that express toll lanes could provide if they were included in the design of improvements to U.S. 69.

### Q15-3. Reducing disruptions to traffic flow during construction



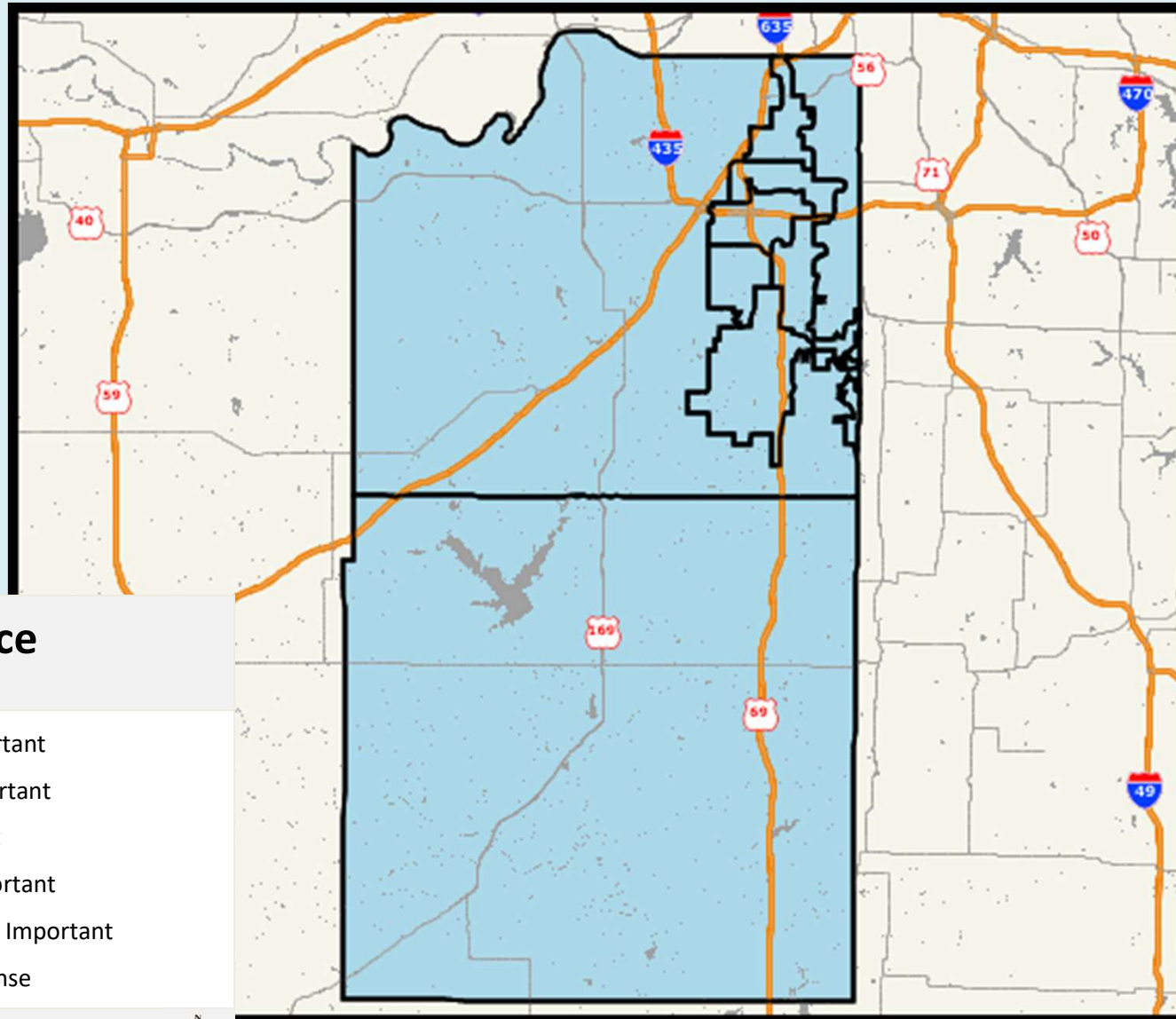
#### Importance

Mean rating

- Not Important
- Less Important
- Important
- Very Important
- Extremely Important
- No Response

Importance of various benefits that express toll lanes could provide if they were included in the design of improvements to U.S. 69.

### Q15-4. Leaving two free lanes in each direction



### Importance

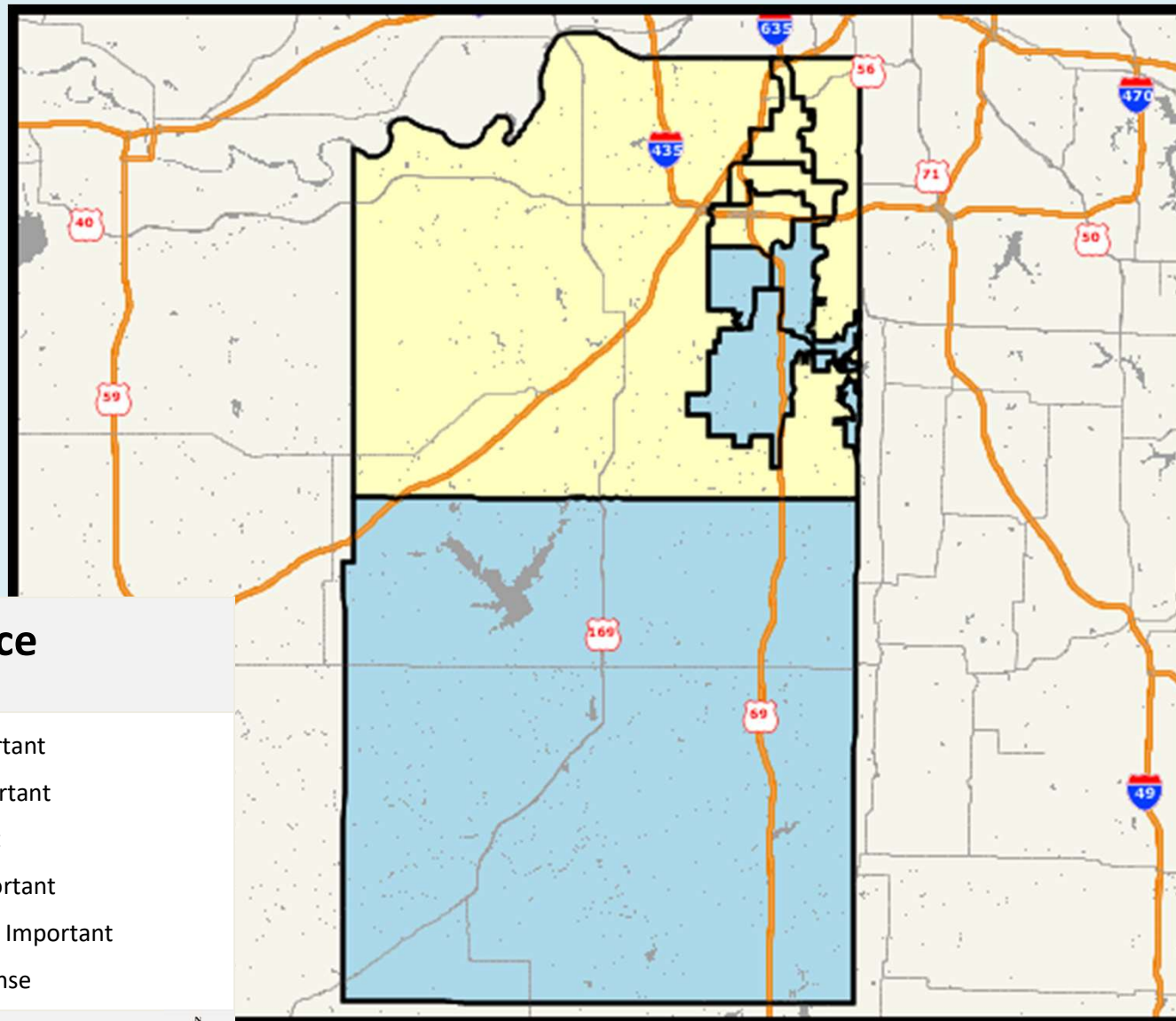
Mean rating

- Not Important
- Less Important
- Important
- Very Important
- Extremely Important
- No Response



Importance of various benefits that express toll lanes could provide if they were included in the design of improvements to U.S. 69.

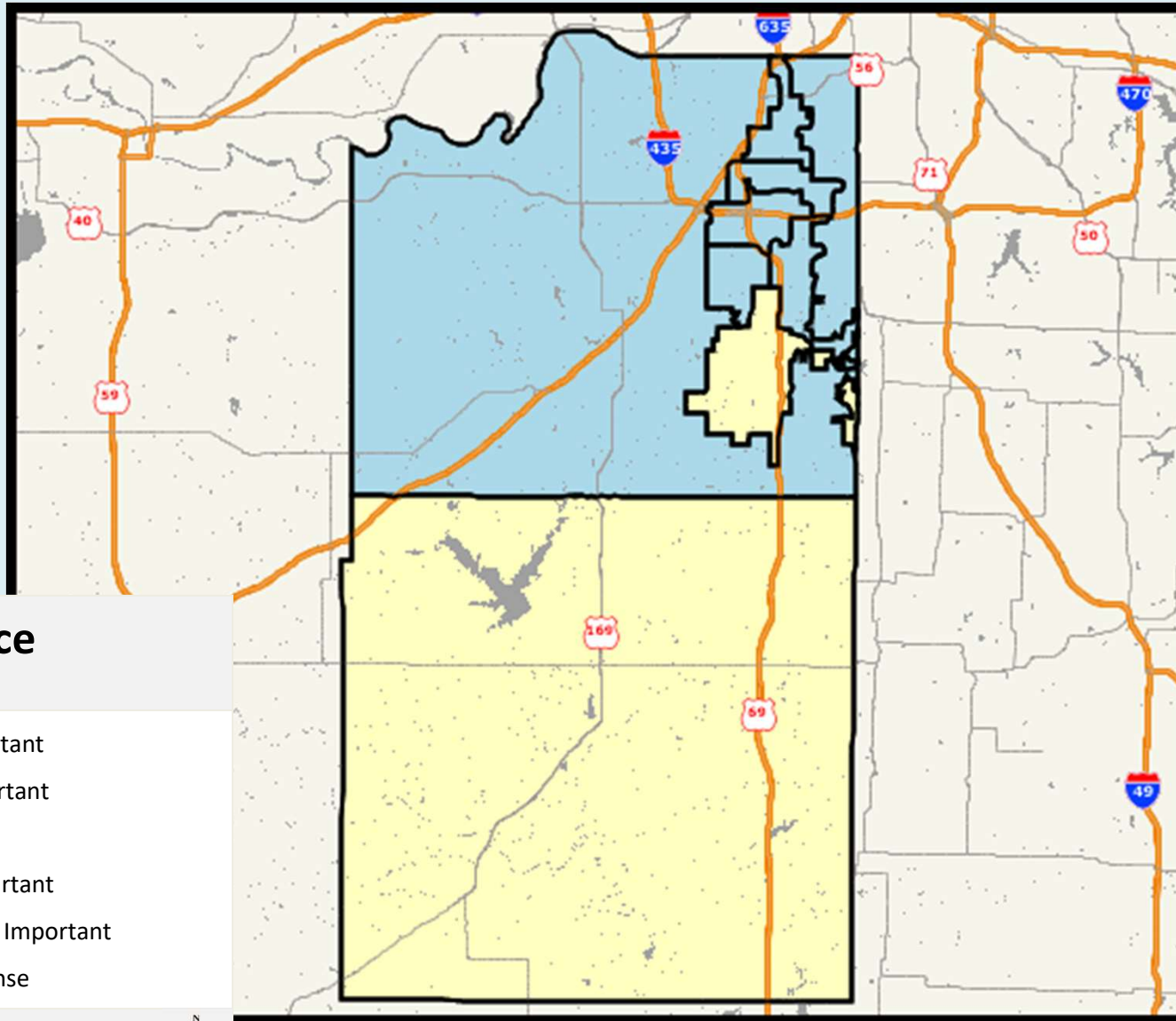
### Q15-5. Allowing the improvements to be completed sooner





Importance of various benefits that express toll lanes could provide if they were included in the design of improvements to U.S. 69.

### Q15-6. Providing another way for Overland Park to provide a local contribution



A large, dark blue circle with a white outline, containing the number '3' in a bold, dark blue font.

# Crosstabulation Data: Results by Location

**Respondents By Location**

Area	Number	Percent
Overland Park Ward 1	101	8.0 %
Overland Park Ward 2	141	11.2 %
Overland Park Ward 3	176	14.0 %
Overland Park Ward 4	162	12.9 %
Overland Park Ward 5	150	11.9 %
Overland Park Ward 6	272	21.6 %
Other Johnson County	131	10.4 %
Miami County	124	9.9 %
Total	1257	100.0 %

**Q1. Before receiving this survey, did you know that KDOT was studying improvements to U.S. 69 between 103rd and 179th Streets?**

N=1257	Area								Total
	Overland Park Ward 1	Overland Park Ward 2	Overland Park Ward 3	Overland Park Ward 4	Overland Park Ward 5	Overland Park Ward 6	Other Johnson County	Miami County	
Yes	49.5%	52.5%	56.8%	59.9%	63.3%	75.4%	50.4%	61.3%	60.7%
No	50.5%	47.5%	43.2%	40.1%	36.7%	24.6%	49.6%	38.7%	39.3%

**Q1a. How did you learn about KDOT's efforts to plan improvements to U.S. 69 between 103rd and 179th Streets?**

N=763	Area								Total
	Overland Park Ward 1	Overland Park Ward 2	Overland Park Ward 3	Overland Park Ward 4	Overland Park Ward 5	Overland Park Ward 6	Other Johnson County	Miami County	
Facebook/social media	20.0%	24.3%	15.0%	24.7%	23.2%	25.9%	28.8%	40.8%	25.2%
Virtual open-houses	0.0%	0.0%	0.0%	3.1%	2.1%	1.0%	1.5%	1.3%	1.2%
Public meetings	0.0%	0.0%	3.0%	3.1%	5.3%	4.4%	3.0%	3.9%	3.3%
US69Express.org website	0.0%	6.8%	2.0%	5.2%	4.2%	7.8%	7.6%	6.6%	5.5%
Information provided by City of Overland Park	44.0%	40.5%	39.0%	47.4%	42.1%	43.4%	7.6%	7.9%	36.3%
Local news media	28.0%	37.8%	41.0%	36.1%	37.9%	38.5%	50.0%	31.6%	38.0%
Other	10.0%	6.8%	10.0%	7.2%	12.6%	7.3%	15.2%	18.4%	10.2%

**WITHOUT "DON'T KNOWS"**

**Q1b. How useful were these sources in helping you understand efforts to improve U.S. 69? (without "don't knows")**

N=763	Area								Total
	Overland Park Ward 1	Overland Park Ward 2	Overland Park Ward 3	Overland Park Ward 4	Overland Park Ward 5	Overland Park Ward 6	Other Johnson County	Miami County	
Very useful	10.2%	8.2%	13.3%	14.1%	16.0%	11.4%	7.8%	8.2%	11.6%
Useful	32.7%	28.8%	30.6%	30.4%	25.5%	34.3%	26.6%	11.0%	28.6%
Somewhat useful	40.8%	57.5%	46.9%	43.5%	47.9%	46.8%	53.1%	53.4%	48.4%
Not useful	8.2%	5.5%	4.1%	9.8%	7.4%	5.0%	7.8%	19.2%	7.7%
Not useful at all	8.2%	0.0%	5.1%	2.2%	3.2%	2.5%	4.7%	8.2%	3.8%

**WITHOUT "NOT PROVIDED"**

**Q1c. Overall, how well would you rate KDOT's efforts to keep residents informed of planned improvements to U.S. 69 between 103rd and 179th Streets? (without "not provided")**

N=763	Area								Total
	Overland Park Ward 1	Overland Park Ward 2	Overland Park Ward 3	Overland Park Ward 4	Overland Park Ward 5	Overland Park Ward 6	Other Johnson County	Miami County	
Excellent	4.2%	2.7%	9.3%	6.5%	11.8%	8.9%	4.8%	8.2%	7.7%
Good	20.8%	39.7%	39.2%	39.1%	36.6%	30.5%	25.4%	12.3%	31.5%
Average	60.4%	39.7%	30.9%	40.2%	40.9%	38.9%	42.9%	45.2%	40.7%
Poor	12.5%	9.6%	16.5%	9.8%	7.5%	14.3%	12.7%	20.5%	13.1%
Very poor	2.1%	8.2%	4.1%	4.3%	3.2%	7.4%	14.3%	13.7%	7.0%

**Q2. How frequently have you used any portion of U.S. 69 between 103rd and 151st Streets during the past month?**

N=1257	Area								Total
	Overland Park Ward 1	Overland Park Ward 2	Overland Park Ward 3	Overland Park Ward 4	Overland Park Ward 5	Overland Park Ward 6	Other Johnson County	Miami County	
Almost daily	11.9%	15.6%	24.4%	29.6%	39.3%	60.3%	22.1%	51.6%	35.1%
A few times a week	18.8%	18.4%	30.7%	30.9%	29.3%	25.4%	18.3%	21.8%	24.9%
At least once a week	14.9%	24.1%	15.9%	22.2%	14.7%	10.7%	22.1%	12.9%	16.6%
At least once a month	24.8%	18.4%	21.0%	11.1%	10.7%	2.9%	20.6%	9.7%	13.4%
Less than once per month	29.7%	23.4%	8.0%	6.2%	6.0%	0.7%	16.8%	3.2%	9.9%
Not provided	0.0%	0.0%	0.0%	0.0%	0.0%	0.0%	0.0%	0.8%	0.1%

**Q3. Compared to 6 months ago, how has the frequency that you use any portion of U.S. 69 between 103rd and 151st changed?**

N=1257	Area								Total
	Overland Park Ward 1	Overland Park Ward 2	Overland Park Ward 3	Overland Park Ward 4	Overland Park Ward 5	Overland Park Ward 6	Other Johnson County	Miami County	
Increased significantly	3.0%	3.5%	4.0%	7.4%	3.3%	7.0%	1.5%	4.8%	4.7%
Increased	6.9%	12.1%	9.7%	19.8%	16.0%	15.1%	13.0%	11.3%	13.4%
Stayed about the same	70.3%	70.9%	75.6%	64.2%	70.0%	67.6%	73.3%	72.6%	70.2%
Decreased	9.9%	5.0%	8.5%	3.1%	6.7%	7.0%	6.1%	5.6%	6.4%
Decreased significantly	3.0%	1.4%	1.1%	3.7%	4.0%	2.2%	3.1%	2.4%	2.5%
Don't know	6.9%	7.1%	1.1%	1.9%	0.0%	1.1%	3.1%	3.2%	2.6%

**Q4. Over the next 6 months, how do you think the frequency that you use any portion of U.S. 69 between 103rd and 151st will change?**

N=1257	Area								Total
	Overland Park Ward 1	Overland Park Ward 2	Overland Park Ward 3	Overland Park Ward 4	Overland Park Ward 5	Overland Park Ward 6	Other Johnson County	Miami County	
Increased significantly	5.0%	5.0%	2.3%	9.3%	3.3%	8.5%	1.5%	4.0%	5.3%
Increased	6.9%	12.8%	10.8%	15.4%	15.3%	15.4%	19.1%	10.5%	13.7%
Stayed about the same	70.3%	71.6%	81.3%	72.8%	79.3%	72.4%	74.0%	79.0%	75.1%
Decreased	4.0%	0.7%	1.7%	0.0%	1.3%	2.2%	2.3%	2.4%	1.8%
Decreased significantly	3.0%	0.7%	0.6%	0.6%	0.0%	0.4%	0.0%	0.8%	0.6%
Don't know	10.9%	9.2%	3.4%	1.9%	0.7%	1.1%	3.1%	3.2%	3.6%

**WITHOUT "NOT PROVIDED"**

**Q5. Thinking about your most common trip on U.S. 69 anywhere between 103rd and 151st Streets, what is the maximum time this trip could take before the length would not be acceptable? (without "not provided")**

N=1257	Area								Total
	Overland Park Ward 1	Overland Park Ward 2	Overland Park Ward 3	Overland Park Ward 4	Overland Park Ward 5	Overland Park Ward 6	Other Johnson County	Miami County	
Less than 10 minutes	33.7%	33.9%	46.4%	45.4%	43.7%	40.6%	40.5%	40.9%	41.2%
11-20 minutes	40.7%	50.8%	44.6%	46.1%	41.5%	43.7%	38.8%	35.5%	43.1%
21-30 minutes	16.3%	11.3%	7.7%	6.6%	14.1%	12.3%	17.4%	17.3%	12.3%
31+ minutes	9.3%	4.0%	1.2%	2.0%	0.7%	3.4%	3.3%	6.4%	3.4%

**Q6. How important do you think U.S. 69 is to businesses and jobs in Overland Park?**

N=1257	Area								Total
	Overland Park Ward 1	Overland Park Ward 2	Overland Park Ward 3	Overland Park Ward 4	Overland Park Ward 5	Overland Park Ward 6	Other Johnson County	Miami County	
Very important	48.5%	58.9%	55.1%	67.3%	72.7%	70.2%	65.6%	76.6%	65.2%
Important	27.7%	24.8%	30.7%	21.6%	18.0%	19.1%	21.4%	16.1%	22.2%
Somewhat important	12.9%	10.6%	10.8%	8.6%	6.0%	7.0%	6.9%	4.8%	8.3%
Not important	2.0%	2.1%	0.6%	0.0%	0.0%	1.1%	0.8%	0.0%	0.8%
Not important at all	0.0%	0.7%	0.0%	0.0%	0.7%	0.4%	1.5%	0.0%	0.4%
Don't know	8.9%	2.8%	2.8%	2.5%	2.7%	2.2%	3.8%	2.4%	3.2%

**Q7. How do you think the amount of traffic on U.S. 69 will change over the next 20 years?**

N=1257	Area								Total
	Overland Park Ward 1	Overland Park Ward 2	Overland Park Ward 3	Overland Park Ward 4	Overland Park Ward 5	Overland Park Ward 6	Other Johnson County	Miami County	
It will triple	14.9%	22.7%	25.0%	32.1%	28.0%	32.4%	22.9%	26.6%	26.7%
It will double	29.7%	31.9%	33.0%	34.0%	38.0%	36.8%	42.7%	39.5%	35.8%
It will be 50% more	24.8%	24.8%	24.4%	19.8%	23.3%	20.6%	22.1%	17.7%	22.0%
Stay about the same	5.0%	3.5%	4.0%	1.9%	2.0%	1.8%	2.3%	5.6%	3.0%
Will decrease	1.0%	0.7%	0.6%	0.0%	0.0%	0.0%	0.0%	0.8%	0.3%
Don't know	24.8%	16.3%	13.1%	12.3%	8.7%	8.5%	9.9%	9.7%	12.1%



**Q8. How soon do you think KDOT should begin making traffic flow improvements on each of the portions of U.S. 69 listed below?**

N=1257	Area								Total
	Overland Park Ward 1	Overland Park Ward 2	Overland Park Ward 3	Overland Park Ward 4	Overland Park Ward 5	Overland Park Ward 6	Other Johnson County	Miami County	
<b><u>Q8-1. Between 103rd &amp; 119th Streets</u></b>									
Within next year	26.7%	33.3%	27.8%	35.2%	32.7%	33.5%	37.4%	26.6%	32.0%
1-2 years	23.8%	24.8%	26.7%	24.1%	31.3%	33.8%	23.7%	28.2%	27.8%
3-5 years	18.8%	14.2%	22.7%	19.8%	18.7%	14.0%	19.1%	21.0%	18.1%
6-10 years	4.0%	6.4%	6.8%	5.6%	7.3%	5.1%	1.5%	4.0%	5.3%
10+ years	0.0%	1.4%	0.0%	1.9%	2.0%	1.1%	2.3%	1.6%	1.3%
Will not be needed	5.9%	5.7%	5.1%	3.7%	2.0%	3.7%	4.6%	5.6%	4.4%
Don't know	20.8%	14.2%	10.8%	9.9%	6.0%	8.8%	11.5%	12.9%	11.1%
<b><u>Q8-2. Between 119th &amp; 151st Streets</u></b>									
Within next year	14.9%	17.7%	21.6%	29.0%	37.3%	35.3%	27.5%	33.1%	28.2%
1-2 years	30.7%	33.3%	40.3%	34.0%	33.3%	35.3%	34.4%	30.6%	34.4%
3-5 years	23.8%	24.1%	19.9%	20.4%	15.3%	16.9%	19.8%	17.7%	19.3%
6-10 years	4.0%	4.3%	6.3%	2.5%	5.3%	3.7%	3.1%	3.2%	4.1%
10+ years	1.0%	2.1%	1.1%	1.2%	0.7%	1.1%	2.3%	1.6%	1.4%
Will not be needed	3.0%	2.8%	1.1%	0.0%	2.0%	1.8%	1.5%	3.2%	1.8%
Don't know	22.8%	15.6%	9.7%	13.0%	6.0%	5.9%	11.5%	10.5%	10.8%

**Q8. [CONTINUED] How soon do you think KDOT should begin making traffic flow improvements on each of the portions of U.S. 69 listed below?**

N=1257

	Area								Total
	Overland Park Ward 1	Overland Park Ward 2	Overland Park Ward 3	Overland Park Ward 4	Overland Park Ward 5	Overland Park Ward 6	Other Johnson County	Miami County	
<b>Q8-3. Between 151st &amp; 179th Streets</b>									
Within next year	5.9%	8.5%	8.0%	12.3%	10.0%	12.9%	12.2%	16.1%	11.0%
1-2 years	13.9%	14.9%	20.5%	18.5%	22.0%	22.1%	14.5%	19.4%	18.9%
3-5 years	27.7%	29.1%	32.4%	35.2%	35.3%	34.9%	35.9%	29.0%	32.9%
6-10 years	16.8%	18.4%	16.5%	13.0%	16.7%	16.2%	13.0%	16.1%	15.8%
10+ years	3.0%	4.3%	6.3%	4.3%	6.0%	2.9%	6.1%	4.8%	4.6%
Will not be needed	5.9%	5.0%	1.7%	0.6%	2.0%	4.0%	3.1%	6.5%	3.4%
Don't know	26.7%	19.9%	14.8%	16.0%	8.0%	7.0%	15.3%	8.1%	13.4%

**WITHOUT "DON'T KNOWS"**

**Q9. Please rate how important the following issues should be in determining the types of improvements (if any) that could be made to U.S. 69 between 103rd and 179th Streets. (without "don't know")**

N=1257	Area								Total
	Overland Park Ward 1	Overland Park Ward 2	Overland Park Ward 3	Overland Park Ward 4	Overland Park Ward 5	Overland Park Ward 6	Other Johnson County	Miami County	
<u>Q9-1. Minimizing total cost of the project</u>									
Extremely important	20.9%	16.3%	21.3%	15.6%	18.6%	14.2%	23.2%	25.4%	18.7%
Very important	20.9%	15.5%	19.5%	20.8%	16.4%	26.5%	20.8%	24.6%	21.2%
Important	47.3%	48.1%	41.4%	47.4%	43.6%	39.2%	38.4%	34.7%	42.1%
Less important	7.7%	17.8%	14.4%	13.0%	15.7%	14.2%	14.4%	11.0%	13.9%
Not important	3.3%	2.3%	3.4%	3.2%	5.7%	5.8%	3.2%	4.2%	4.1%
<u>Q9-2. Minimizing portion of total cost that are paid by Overland Park residents</u>									
Extremely important	33.0%	29.9%	32.0%	27.9%	30.3%	30.9%	19.2%	11.7%	27.6%
Very important	22.0%	29.9%	22.3%	20.8%	20.4%	28.2%	19.2%	15.3%	23.0%
Important	31.9%	29.9%	34.9%	33.1%	28.9%	29.8%	33.6%	28.8%	31.3%
Less important	11.0%	9.7%	6.9%	14.3%	17.6%	7.3%	23.2%	27.9%	13.5%
Not important	2.2%	0.7%	4.0%	3.9%	2.8%	3.8%	4.8%	16.2%	4.5%

**WITHOUT "DON'T KNOWS"**

**Q9. [CONTINUED] Please rate how important the following issues should be in determining the types of improvements (if any) that could be made to U.S. 69 between 103rd and 179th Streets. (without "don't know")**

N=1257	Area								Total
	Overland Park Ward 1	Overland Park Ward 2	Overland Park Ward 3	Overland Park Ward 4	Overland Park Ward 5	Overland Park Ward 6	Other Johnson County	Miami County	

Q9-3. Completing the project sooner rather than later

Extremely important	18.0%	18.2%	15.6%	18.6%	29.0%	27.2%	14.2%	28.8%	21.8%
Very important	12.4%	20.5%	25.7%	25.0%	22.1%	19.9%	26.0%	20.3%	21.8%
Important	43.8%	37.1%	37.7%	34.6%	27.6%	34.1%	38.6%	34.7%	35.5%
Less important	19.1%	20.5%	16.2%	15.4%	17.9%	13.4%	18.9%	11.0%	16.2%
Not important	6.7%	3.8%	4.8%	6.4%	3.4%	5.4%	2.4%	5.1%	4.8%

Q9-4. Minimizing disruption construction has on traffic flow

Extremely important	34.8%	38.0%	36.8%	39.4%	39.6%	42.1%	38.8%	54.6%	40.5%
Very important	21.7%	29.9%	36.2%	29.4%	29.9%	29.9%	27.9%	25.2%	29.4%
Important	34.8%	24.8%	21.8%	25.0%	24.3%	23.0%	28.7%	12.6%	23.9%
Less important	6.5%	5.8%	5.2%	5.6%	5.6%	3.8%	4.7%	6.7%	5.3%
Not important	2.2%	1.5%	0.0%	0.6%	0.7%	1.1%	0.0%	0.8%	0.8%

**WITHOUT "DON'T KNOWS"**

**Q9. [CONTINUED] Please rate how important the following issues should be in determining the types of improvements (if any) that could be made to U.S. 69 between 103rd and 179th Streets. (without "don't know")**

N=1257	Area								Total
	Overland Park Ward 1	Overland Park Ward 2	Overland Park Ward 3	Overland Park Ward 4	Overland Park Ward 5	Overland Park Ward 6	Other Johnson County	Miami County	

Q9-5. Minimizing impact of improvements on surrounding homes & businesses by keeping footprint of the project as small as possible

Extremely important	27.8%	26.7%	32.0%	28.1%	27.6%	31.7%	21.3%	25.6%	28.2%
Very important	28.9%	28.9%	25.7%	23.8%	25.5%	21.0%	33.9%	23.1%	25.6%
Important	25.6%	28.9%	27.4%	30.0%	26.9%	26.7%	31.5%	28.2%	28.1%
Less important	13.3%	12.6%	12.0%	14.4%	17.2%	16.8%	9.4%	15.4%	14.2%
Not important	4.4%	3.0%	2.9%	3.8%	2.8%	3.8%	3.9%	7.7%	3.9%

Q9-6. Minimizing impact of improvements on the environment

Extremely important	35.9%	31.4%	31.4%	22.0%	21.4%	19.0%	27.9%	16.8%	24.9%
Very important	25.0%	21.9%	22.7%	19.5%	17.9%	20.5%	18.6%	18.5%	20.5%
Important	22.8%	22.6%	27.9%	32.1%	27.6%	33.3%	32.6%	35.3%	29.8%
Less important	10.9%	20.4%	11.0%	15.1%	21.4%	16.7%	14.7%	16.8%	16.0%
Not important	5.4%	3.6%	7.0%	11.3%	11.7%	10.5%	6.2%	12.6%	8.8%

**WITHOUT "DON'T KNOWS"**

**Q9. [CONTINUED] Please rate how important the following issues should be in determining the types of improvements (if any) that could be made to U.S. 69 between 103rd and 179th Streets. (without "don't know")**

N=1257	Area								Total
	Overland Park Ward 1	Overland Park Ward 2	Overland Park Ward 3	Overland Park Ward 4	Overland Park Ward 5	Overland Park Ward 6	Other Johnson County	Miami County	

Q9-7. Ensuring public transportation services can be offered in the corridor

Extremely important	25.0%	15.6%	14.9%	13.5%	10.5%	11.8%	12.7%	8.5%	13.5%
Very important	25.0%	13.3%	22.6%	18.1%	16.8%	16.5%	17.5%	14.5%	17.8%
Important	22.7%	43.0%	23.8%	27.7%	30.8%	25.9%	25.4%	26.5%	28.1%
Less important	18.2%	16.4%	25.0%	25.8%	27.3%	27.8%	33.3%	33.3%	26.3%
Not important	9.1%	11.7%	13.7%	14.8%	14.7%	18.0%	11.1%	17.1%	14.4%

Q9-8. Minimizing congestion by using innovative & creative solutions

Extremely important	40.2%	29.9%	34.3%	34.4%	39.6%	35.5%	32.3%	30.4%	34.6%
Very important	29.3%	38.1%	32.5%	32.5%	31.3%	32.0%	32.3%	32.2%	32.6%
Important	25.0%	23.9%	24.3%	23.2%	21.5%	24.6%	29.9%	26.1%	24.7%
Less important	4.3%	6.7%	7.1%	6.0%	4.9%	5.1%	2.4%	8.7%	5.6%
Not important	1.1%	1.5%	1.8%	4.0%	2.8%	2.7%	3.1%	2.6%	2.5%

**Q10. Which THREE of the items listed in Question 9 are most important?**

N=1257

	Area								Total
	Overland Park Ward 1	Overland Park Ward 2	Overland Park Ward 3	Overland Park Ward 4	Overland Park Ward 5	Overland Park Ward 6	Other Johnson County	Miami County	
<u>Q10. 1st choice</u>									
Minimizing total cost of the project	6.8%	11.1%	19.1%	12.3%	7.4%	13.0%	13.6%	16.7%	12.9%
Minimizing portion of total cost that are paid by Overland Park residents	10.6%	11.1%	15.2%	14.3%	16.1%	26.3%	5.5%	0.9%	17.3%
Completing the project sooner rather than later	2.2%	7.9%	9.6%	14.5%	17.5%	28.5%	9.2%	10.5%	18.1%
Minimizing disruption construction has on traffic flow	7.8%	10.7%	13.7%	10.7%	11.1%	20.4%	10.4%	15.2%	21.5%
Minimizing impact of improvements on surrounding homes & businesses by keeping footprint of the project as small as possible	5.7%	12.6%	14.9%	16.1%	12.6%	21.8%	9.2%	6.9%	6.9%
Minimizing impact of improvements on the environment	19.4%	17.7%	19.4%	12.9%	1.6%	8.1%	17.7%	3.2%	4.9%
Ensuring public transportation services can be offered in the corridor	14.3%	23.8%	19.0%	0.0%	0.0%	14.3%	19.0%	9.5%	1.7%
Minimizing congestion by using innovative & creative solutions	7.5%	10.1%	13.8%	13.2%	10.1%	22.6%	13.8%	8.8%	12.6%
None chosen	17.6%	17.6%	3.9%	11.8%	9.8%	21.6%	5.9%	11.8%	4.1%

**Q10. Which THREE of the items listed in Question 9 are most important?**

N=1257	Area								Total
	Overland Park Ward 1	Overland Park Ward 2	Overland Park Ward 3	Overland Park Ward 4	Overland Park Ward 5	Overland Park Ward 6	Other Johnson County	Miami County	
<u>Q10. 2nd choice</u>									
Minimizing total cost of the project	9.6%	5.8%	12.5%	8.7%	13.5%	22.1%	9.6%	18.3%	8.3%
Minimizing portion of total cost that are paid by Overland Park residents	7.0%	11.3%	22.6%	12.4%	7.5%	28.5%	5.4%	5.4%	14.8%
Completing the project sooner rather than later	6.4%	10.7%	12.1%	10.0%	14.3%	23.6%	9.3%	13.6%	11.1%
Minimizing disruption construction has on traffic flow	4.5%	8.7%	13.3%	17.2%	13.6%	21.7%	10.7%	10.4%	24.6%
Minimizing impact of improvements on surrounding homes & businesses by keeping footprint of the project as small as possible	10.3%	13.8%	11.7%	13.1%	11.0%	19.3%	12.4%	8.3%	11.5%
Minimizing impact of improvements on the environment	10.6%	21.3%	12.8%	9.6%	10.6%	12.8%	18.1%	4.3%	7.5%
Ensuring public transportation services can be offered in the corridor	10.7%	12.5%	14.3%	17.9%	5.4%	17.9%	16.1%	5.4%	4.5%
Minimizing congestion by using innovative & creative solutions	9.2%	9.8%	14.7%	10.4%	15.3%	20.2%	10.4%	9.8%	13.0%
None chosen	15.0%	15.0%	3.3%	13.3%	10.0%	21.7%	6.7%	15.0%	4.8%



**Q10. Which THREE of the items listed in Question 9 are most important?**

N=1257	Area								Total
	Overland Park Ward 1	Overland Park Ward 2	Overland Park Ward 3	Overland Park Ward 4	Overland Park Ward 5	Overland Park Ward 6	Other Johnson County	Miami County	
<u>Q10. 3rd choice</u>									
Minimizing total cost of the project	5.7%	14.2%	13.5%	15.6%	9.9%	20.6%	12.1%	8.5%	11.2%
Minimizing portion of total cost that are paid by Overland Park residents	5.7%	12.2%	13.0%	13.8%	14.6%	30.1%	6.5%	4.1%	9.8%
Completing the project sooner rather than later	9.2%	12.1%	12.8%	13.5%	10.6%	21.3%	9.2%	11.3%	11.2%
Minimizing disruption construction has on traffic flow	5.1%	8.7%	13.3%	12.3%	11.8%	26.2%	14.9%	7.7%	15.5%
Minimizing impact of improvements on surrounding homes & businesses by keeping footprint of the project as small as possible	9.7%	9.7%	14.8%	11.9%	14.2%	18.8%	10.2%	10.8%	14.0%
Minimizing impact of improvements on the environment	14.2%	12.4%	19.5%	8.0%	15.9%	12.4%	6.2%	11.5%	9.0%
Ensuring public transportation services can be offered in the corridor	9.8%	4.9%	19.7%	16.4%	11.5%	21.3%	13.1%	3.3%	4.9%
Minimizing congestion by using innovative & creative solutions	6.1%	11.4%	14.8%	12.7%	9.6%	21.0%	11.4%	13.1%	18.2%
None chosen	12.8%	15.4%	3.8%	14.1%	10.3%	21.8%	6.4%	15.4%	6.2%

**SUM OF THE TOP THREE CHOICES**

**Q10. Which THREE of the items listed in Question 9 are most important? (top 3)**

N=1257

	Area								Total
	Overland Park Ward 1	Overland Park Ward 2	Overland Park Ward 3	Overland Park Ward 4	Overland Park Ward 5	Overland Park Ward 6	Other Johnson County	Miami County	
<u>Q10. Sum of the Top Three Choices</u>									
Minimizing total cost of the project	28.7%	31.2%	35.8%	31.5%	26.7%	26.8%	37.4%	46.8%	32.4%
Minimizing portion of total cost that are paid by Overland Park residents	42.6%	42.6%	51.7%	43.8%	44.7%	54.0%	22.9%	13.7%	41.8%
Completing the project sooner rather than later	26.7%	35.5%	32.4%	40.7%	50.0%	47.1%	35.9%	47.6%	40.5%
Minimizing disruption construction has on traffic flow	44.6%	51.8%	59.1%	65.4%	63.3%	63.6%	68.7%	71.0%	61.6%
Minimizing impact of improvements on surrounding homes & businesses by keeping footprint of the project as small as possible	36.6%	34.0%	31.8%	33.3%	34.7%	29.4%	33.6%	29.8%	32.5%
Minimizing impact of improvements on the environment	37.6%	31.9%	26.1%	16.0%	19.3%	11.4%	26.7%	15.3%	21.4%
Ensuring public transportation services can be offered in the corridor	14.9%	10.6%	13.6%	12.3%	6.7%	9.6%	16.0%	5.6%	11.0%
Minimizing congestion by using innovative & creative solutions	40.6%	41.1%	45.5%	41.4%	42.0%	43.0%	49.6%	48.4%	43.8%
None chosen	8.9%	6.4%	1.1%	3.7%	3.3%	4.0%	2.3%	4.8%	4.1%

**Q11. Are you aware that cities like Overland Park, Wichita, and Topeka contribute additional local funds to help ensure major highway projects important to them are constructed?**

N=1257	Area								Total
	Overland Park Ward 1	Overland Park Ward 2	Overland Park Ward 3	Overland Park Ward 4	Overland Park Ward 5	Overland Park Ward 6	Other Johnson County	Miami County	
Yes	43.6%	44.7%	52.3%	56.2%	52.7%	49.3%	49.6%	41.1%	49.2%
No	38.6%	36.2%	32.4%	27.2%	28.0%	32.0%	34.4%	36.3%	32.6%
Don't know	17.8%	19.1%	15.3%	16.7%	19.3%	18.8%	16.0%	22.6%	18.1%

**Q12. How much responsibility do you think the following groups of people should have for paying for improvements to U.S. 69 between 103rd and 179th Streets?**

N=1257

	Area								Total
	Overland Park Ward 1	Overland Park Ward 2	Overland Park Ward 3	Overland Park Ward 4	Overland Park Ward 5	Overland Park Ward 6	Other Johnson County	Miami County	

**Q12-1. People who use/drive on US 69 regardless of where they live**

Very high (should pay the most)	28.7%	27.0%	25.6%	27.2%	28.7%	30.1%	15.3%	10.5%	25.0%
High	29.7%	24.8%	30.7%	25.9%	30.7%	21.3%	28.2%	22.6%	26.3%
Medium	16.8%	23.4%	20.5%	22.2%	15.3%	19.5%	26.0%	23.4%	20.8%
Low	7.9%	7.1%	6.3%	10.5%	8.7%	9.9%	10.7%	12.1%	9.1%
None (should not pay anything)	7.9%	11.3%	12.5%	9.9%	7.3%	13.6%	12.2%	26.6%	12.6%
Don't know	8.9%	6.4%	4.5%	4.3%	9.3%	5.5%	7.6%	4.8%	6.2%

**Q12-2. Residents of Overland Park regardless of whether or not they use US 69**

Very high (should pay the most)	7.9%	7.1%	5.7%	11.1%	8.0%	7.7%	7.6%	15.3%	8.6%
High	16.8%	19.9%	24.4%	29.6%	20.7%	21.7%	23.7%	24.2%	22.8%
Medium	30.7%	36.2%	31.8%	33.3%	37.3%	34.6%	42.0%	30.6%	34.6%
Low	25.7%	20.6%	21.6%	14.8%	20.0%	16.9%	12.2%	11.3%	17.7%
None (should not pay anything)	9.9%	8.5%	13.1%	8.6%	7.3%	13.6%	9.2%	14.5%	10.9%
Don't know	8.9%	7.8%	3.4%	2.5%	6.7%	5.5%	5.3%	4.0%	5.3%

**Q12. How much responsibility do you think the following groups of people should have for paying for improvements to U.S. 69 between 103rd and 179th Streets?**

N=1257

	Area								Total
	Overland Park Ward 1	Overland Park Ward 2	Overland Park Ward 3	Overland Park Ward 4	Overland Park Ward 5	Overland Park Ward 6	Other Johnson County	Miami County	

**Q12-3. Residents of other areas of Johnson County**

Very high (should pay the most)	8.9%	9.2%	9.1%	9.9%	8.7%	8.8%	3.8%	8.9%	8.5%
High	19.8%	24.8%	18.8%	21.6%	18.0%	19.5%	19.1%	22.6%	20.4%
Medium	30.7%	36.9%	39.8%	44.4%	36.0%	35.7%	35.1%	31.5%	36.7%
Low	19.8%	12.8%	17.6%	14.8%	24.7%	19.1%	22.9%	12.1%	18.1%
None (should not pay anything)	11.9%	9.9%	10.8%	6.2%	6.0%	11.4%	11.5%	19.4%	10.7%
Don't know	8.9%	6.4%	4.0%	3.1%	6.7%	5.5%	7.6%	5.6%	5.7%

**Q12-4. Residents of neighboring counties such as Miami & Wyandotte Counties**

Very high (should pay the most)	5.0%	7.8%	8.5%	6.8%	5.3%	7.4%	0.0%	1.6%	5.7%
High	9.9%	12.1%	14.8%	10.5%	11.3%	10.7%	9.2%	10.5%	11.2%
Medium	25.7%	23.4%	25.6%	30.9%	32.0%	30.5%	31.3%	25.0%	28.4%
Low	28.7%	29.1%	29.5%	32.7%	33.3%	25.7%	32.8%	25.8%	29.4%
None (should not pay anything)	17.8%	20.6%	14.8%	14.2%	10.0%	18.8%	18.3%	34.7%	18.2%
Don't know	12.9%	7.1%	6.8%	4.9%	8.0%	7.0%	8.4%	2.4%	7.0%

**Q13. Have you seen "Express Toll Lanes" in urban areas of other states like Texas, Colorado, or Minnesota where drivers can choose to pay a toll to drive in an express lane that bypasses congestion in untolled lanes?**

N=1257	Area								Total
	Overland Park Ward 1	Overland Park Ward 2	Overland Park Ward 3	Overland Park Ward 4	Overland Park Ward 5	Overland Park Ward 6	Other Johnson County	Miami County	
Yes	79.2%	73.8%	71.6%	84.6%	80.0%	81.6%	78.6%	73.4%	78.2%
No	20.8%	26.2%	28.4%	15.4%	20.0%	18.4%	21.4%	26.6%	21.8%

**WITHOUT "DON'T KNOWS"**

**Q13a. If "YES" to Question 13, please rate your level of agreement/disagreement with the following statements about Express Toll Lanes (ELTs). (without "don't know")**

N=983	Area								Total
	Overland Park Ward 1	Overland Park Ward 2	Overland Park Ward 3	Overland Park Ward 4	Overland Park Ward 5	Overland Park Ward 6	Other Johnson County	Miami County	

**Q13a-1. ELTs are a good way to keep traffic moving**

Strongly agree	24.3%	23.0%	26.7%	28.1%	30.3%	18.9%	31.4%	25.8%	25.4%
Agree	39.2%	36.0%	30.0%	30.4%	32.8%	37.7%	35.3%	24.7%	33.5%
Neutral	16.2%	19.0%	20.8%	20.0%	13.4%	20.3%	11.8%	19.1%	18.0%
Disagree	8.1%	9.0%	9.2%	11.9%	13.4%	14.2%	11.8%	15.7%	12.0%
Strongly disagree	12.2%	13.0%	13.3%	9.6%	10.1%	9.0%	9.8%	14.6%	11.0%

**WITHOUT "DON'T KNOWS"**

**Q13a. If "YES" to Question 13, please rate your level of agreement/disagreement with the following statements about Express Toll Lanes (ELTs). (without "don't know")**

N=983	Area								Total
	Overland Park Ward 1	Overland Park Ward 2	Overland Park Ward 3	Overland Park Ward 4	Overland Park Ward 5	Overland Park Ward 6	Other Johnson County	Miami County	
<u>Q13a-2. ELTs are easy to use</u>									
Strongly agree	24.3%	18.6%	17.9%	27.1%	30.3%	16.5%	29.7%	18.4%	22.3%
Agree	33.8%	30.9%	29.9%	30.1%	24.4%	29.7%	33.7%	28.7%	29.9%
Neutral	21.6%	26.8%	22.2%	24.1%	18.5%	31.6%	18.8%	24.1%	24.4%
Disagree	12.2%	11.3%	15.4%	11.3%	17.6%	14.6%	8.9%	14.9%	13.5%
Strongly disagree	8.1%	12.4%	14.5%	7.5%	9.2%	7.5%	8.9%	13.8%	9.9%
<u>Q13a-3. ELTs are fair because tolls are paid only by people who use them</u>									
Strongly agree	33.8%	29.1%	28.2%	36.0%	32.5%	21.4%	36.3%	27.8%	29.7%
Agree	42.9%	31.1%	30.6%	27.9%	33.3%	34.4%	30.4%	23.3%	31.7%
Neutral	6.5%	17.5%	21.0%	16.9%	11.7%	20.5%	16.7%	18.9%	17.0%
Disagree	6.5%	7.8%	7.3%	8.1%	11.7%	12.1%	5.9%	12.2%	9.3%
Strongly disagree	10.4%	14.6%	12.9%	11.0%	10.8%	11.6%	10.8%	17.8%	12.3%

**Q14. If two free lanes were available in each direction and KDOT added one additional express toll lane in each direction of U.S. 69 between 103rd and 151st Streets, how often would you pay to use the express lane to avoid congestion on U.S. 69 if the cost were between 65 cents and \$1.75 or less to travel the complete distance between 103rd and 151st Streets?**

N=1257

	Area								Total
	Overland Park Ward 1	Overland Park Ward 2	Overland Park Ward 3	Overland Park Ward 4	Overland Park Ward 5	Overland Park Ward 6	Other Johnson County	Miami County	

**Q14. How often would you pay to use express lane to avoid congestion if the cost were between 65 cents & \$1.75 or less?**

All of the time	5.0%	4.3%	1.7%	4.3%	2.7%	3.3%	5.3%	4.0%	3.7%
Most of the time	8.9%	4.3%	8.5%	11.1%	10.0%	8.1%	10.7%	6.5%	8.5%
Some of the time	24.8%	17.7%	19.3%	24.1%	30.7%	25.4%	22.9%	23.4%	23.6%
Only in emergencies	16.8%	27.0%	25.6%	31.5%	24.0%	32.4%	24.4%	21.0%	26.5%
Never	37.6%	36.9%	38.1%	24.1%	27.3%	26.8%	29.0%	40.3%	31.7%
Don't know	6.9%	9.9%	6.8%	4.9%	5.3%	4.0%	7.6%	4.8%	6.0%



**Q15. Please rate the importance of the following benefits that express toll lanes could provide if they were included in the design of improvements to U.S. 69.**

	Area								Total
	Overland Park Ward 1	Overland Park Ward 2	Overland Park Ward 3	Overland Park Ward 4	Overland Park Ward 5	Overland Park Ward 6	Other Johnson County	Miami County	
<b><u>Q15-1. Reduce congestion across all lanes of traffic</u></b>									
Extremely important	28.7%	27.0%	26.7%	25.9%	33.3%	28.7%	35.1%	28.2%	29.0%
Very important	24.8%	22.0%	27.3%	29.0%	28.7%	26.5%	22.1%	20.2%	25.5%
Important	18.8%	24.1%	23.3%	23.5%	18.7%	21.0%	23.7%	25.0%	22.2%
Less important	6.9%	7.1%	3.4%	7.4%	4.7%	4.8%	4.6%	9.7%	5.8%
Not important	8.9%	8.5%	10.8%	4.9%	6.7%	9.9%	6.1%	10.5%	8.4%
Don't know	11.9%	11.3%	8.5%	9.3%	8.0%	9.2%	8.4%	6.5%	9.1%
<b><u>Q15-2. Reduce cost of the project by \$85 million dollars</u></b>									
Extremely important	32.7%	23.4%	26.7%	23.5%	29.3%	20.2%	25.2%	21.8%	24.7%
Very important	22.8%	27.0%	22.2%	27.2%	26.0%	23.9%	28.2%	15.3%	24.2%
Important	17.8%	17.7%	25.6%	24.1%	23.3%	22.8%	20.6%	32.3%	23.2%
Less important	4.0%	9.2%	6.8%	6.2%	6.7%	13.6%	7.6%	12.9%	8.9%
Not important	6.9%	10.6%	10.8%	8.0%	9.3%	10.3%	8.4%	8.9%	9.4%
Don't know	15.8%	12.1%	8.0%	11.1%	5.3%	9.2%	9.9%	8.9%	9.7%

**Q15. Please rate the importance of the following benefits that express toll lanes could provide if they were included in the design of improvements to U.S. 69.**

N=1257	Area								Total
	Overland Park Ward 1	Overland Park Ward 2	Overland Park Ward 3	Overland Park Ward 4	Overland Park Ward 5	Overland Park Ward 6	Other Johnson County	Miami County	

**Q15-3. Reduce disruptions to traffic flow during construction**

Extremely important	22.8%	17.7%	18.8%	23.5%	23.3%	24.3%	26.7%	33.9%	23.6%
Very important	29.7%	28.4%	30.1%	32.1%	32.7%	27.9%	28.2%	24.2%	29.2%
Important	20.8%	27.0%	26.7%	21.6%	25.3%	24.6%	24.4%	21.0%	24.2%
Less important	5.9%	7.1%	6.8%	6.2%	5.3%	6.6%	6.9%	7.3%	6.5%
Not important	6.9%	8.5%	9.1%	5.6%	6.0%	8.8%	5.3%	8.1%	7.5%
Don't know	13.9%	11.3%	8.5%	11.1%	7.3%	7.7%	8.4%	5.6%	9.0%

**Q15-4. Leave two free lanes in each direction**

Extremely important	26.7%	31.9%	28.4%	32.1%	40.0%	42.3%	43.5%	47.6%	37.0%
Very important	31.7%	23.4%	31.8%	30.9%	28.7%	19.1%	28.2%	22.6%	26.3%
Important	16.8%	19.9%	20.5%	17.3%	14.7%	18.0%	13.0%	12.9%	16.9%
Less important	5.0%	7.1%	3.4%	6.2%	5.3%	5.5%	3.1%	5.6%	5.2%
Not important	7.9%	8.5%	9.1%	3.7%	4.0%	7.0%	4.6%	4.8%	6.3%
Don't know	11.9%	9.2%	6.8%	9.9%	7.3%	8.1%	7.6%	6.5%	8.3%

**Q15. Please rate the importance of the following benefits that express toll lanes could provide if they were included in the design of improvements to U.S. 69.**

N=1257

	Area								Total
	Overland Park Ward 1	Overland Park Ward 2	Overland Park Ward 3	Overland Park Ward 4	Overland Park Ward 5	Overland Park Ward 6	Other Johnson County	Miami County	

**Q15-5. Allow improvements to be completed sooner**

Extremely important	19.8%	17.7%	17.6%	26.5%	31.3%	26.1%	19.1%	26.6%	23.5%
Very important	22.8%	22.7%	21.0%	24.7%	28.0%	21.7%	20.6%	19.4%	22.6%
Important	21.8%	26.2%	28.4%	16.0%	20.0%	21.7%	35.9%	29.8%	24.5%
Less important	11.9%	9.2%	10.8%	13.6%	7.3%	10.7%	6.9%	10.5%	10.2%
Not important	9.9%	11.3%	10.8%	8.6%	6.7%	10.7%	9.9%	7.3%	9.5%
Don't know	13.9%	12.8%	11.4%	10.5%	6.7%	9.2%	7.6%	6.5%	9.7%

**Q15-6. Provide another way for Overland Park to provide a local contribution to the project without using City sales or property tax dollars**

Extremely important	34.7%	21.3%	27.8%	27.2%	32.0%	22.4%	23.7%	17.7%	25.5%
Very important	16.8%	24.1%	26.1%	21.0%	25.3%	23.9%	22.1%	10.5%	22.0%
Important	18.8%	24.8%	18.8%	21.0%	16.7%	16.5%	22.1%	27.4%	20.2%
Less important	5.9%	6.4%	7.4%	11.7%	10.7%	14.3%	13.7%	22.6%	11.8%
Not important	7.9%	10.6%	10.8%	8.0%	8.7%	12.9%	9.2%	10.5%	10.2%
Don't know	15.8%	12.8%	9.1%	11.1%	6.7%	9.9%	9.2%	11.3%	10.4%

**Q16. Would you be interested in participating in future meetings and/or focus groups about improvements to US 69 between 103rd and 179th Streets? These meetings may be conducted virtually.**

N=1257	Area								Total
	Overland Park Ward 1	Overland Park Ward 2	Overland Park Ward 3	Overland Park Ward 4	Overland Park Ward 5	Overland Park Ward 6	Other Johnson County	Miami County	
Yes	14.9%	14.2%	15.3%	20.4%	18.0%	25.4%	17.6%	16.9%	18.7%
No	85.1%	85.8%	84.7%	79.6%	82.0%	74.6%	82.4%	83.1%	81.3%

**Q17. Do you live inside the City of Overland Park?**

N=1257	Area								Total
	Overland Park Ward 1	Overland Park Ward 2	Overland Park Ward 3	Overland Park Ward 4	Overland Park Ward 5	Overland Park Ward 6	Other Johnson County	Miami County	
Yes	100.0%	100.0%	100.0%	100.0%	100.0%	100.0%	0.0%	0.0%	79.7%
No	0.0%	0.0%	0.0%	0.0%	0.0%	0.0%	100.0%	100.0%	20.3%

**Q18. What is your age?**

N=1257

	Area								Total
	Overland Park Ward 1	Overland Park Ward 2	Overland Park Ward 3	Overland Park Ward 4	Overland Park Ward 5	Overland Park Ward 6	Other Johnson County	Miami County	
<u>Q18. Your age</u>									
18-34	32.7%	28.4%	17.6%	19.1%	14.0%	15.1%	22.9%	13.7%	19.4%
35-44	12.9%	16.3%	11.4%	19.8%	26.0%	23.9%	20.6%	25.0%	19.9%
45-54	17.8%	14.2%	13.6%	22.2%	16.7%	22.8%	22.1%	25.8%	19.6%
55-64	16.8%	13.5%	29.0%	18.5%	19.3%	21.0%	15.3%	16.1%	19.3%
65+	14.9%	25.5%	26.7%	16.7%	22.0%	14.7%	16.8%	16.1%	19.1%
Not provided	5.0%	2.1%	1.7%	3.7%	2.0%	2.6%	2.3%	3.2%	2.7%

**Q19. What is your gender?**

N=1257

	Area								Total
	Overland Park Ward 1	Overland Park Ward 2	Overland Park Ward 3	Overland Park Ward 4	Overland Park Ward 5	Overland Park Ward 6	Other Johnson County	Miami County	
<u>Q19. Your gender</u>									
Male	45.5%	48.9%	48.9%	47.5%	56.7%	54.0%	45.8%	46.8%	50.0%
Female	53.5%	51.1%	51.1%	52.5%	43.3%	44.9%	54.2%	53.2%	49.7%
Other/Not provided	1.0%	0.0%	0.0%	0.0%	0.0%	1.1%	0.0%	0.0%	0.3%



# 4

## Tabular Data: Overall Results

**Q1. Before receiving this survey, did you know that KDOT was studying improvements to U.S. 69 between 103rd and 179th Streets?**

Q1. Did you know KDOT was studying improvements to US 69 between 103rd & 179th Streets before receiving this survey		
	Number	Percent
Yes	763	60.7 %
No	494	39.3 %
Total	1257	100.0 %

**Q1a. How did you learn about KDOT's efforts to plan improvements to U.S. 69 between 103rd and 179th Streets?**

Q1a. How did you learn about KDOT's efforts to plan improvements to US 69 between 103rd & 179th Streets		
	Number	Percent
Facebook/social media	192	25.2 %
Virtual open-houses	9	1.2 %
Public meetings	25	3.3 %
US69Express.org website	42	5.5 %
Information provided by City of Overland Park	277	36.3 %
Local news media	290	38.0 %
Other	78	10.2 %
Total	913	

**WITHOUT "NOT PROVIDED"****Q1b. How useful were these sources in helping you understand efforts to improve U.S. 69? (without "not provided")**

Q1b. How useful were these sources in helping you understand efforts to improve US 69

	Number	Percent
Very useful	86	11.6 %
Useful	213	28.6 %
Somewhat useful	360	48.4 %
Not useful	57	7.7 %
<u>Not useful at all</u>	<u>28</u>	<u>3.8 %</u>
Total	744	100.0 %

**WITHOUT "NOT PROVIDED"****Q1c. Overall, how well would you rate KDOT's efforts to keep residents informed of planned improvements to U.S. 69 between 103rd and 179th Streets? (without "not provided")**

Q1c. How would you rate KDOT's efforts to keep residents informed of planned improvements to US 69 between 103rd & 179th Streets

	Number	Percent
Excellent	57	7.7 %
Good	234	31.5 %
Average	302	40.7 %
Poor	97	13.1 %
<u>Very poor</u>	<u>52</u>	<u>7.0 %</u>
Total	742	100.0 %



**Q2. How frequently have you used any portion of U.S. 69 between 103rd and 151st Streets during the past month?**

Q2. How frequently have you used any portion of US 69 between 103rd & 151st Streets during past month	Number	Percent
Almost daily	441	35.1 %
A few times a week	313	24.9 %
At least once a week	209	16.6 %
At least once a month	169	13.4 %
Less than once per month	124	9.9 %
Not provided	1	0.1 %
Total	1257	100.0 %

**Q3. Compared to 6 months ago, how has the frequency that you use any portion of U.S. 69 between 103rd and 151st changed?**

Q3. How has the frequency that you use any portion of US 69 between 103rd & 151st changed compared to 6 months ago	Number	Percent
Increased significantly	59	4.7 %
Increased	169	13.4 %
Stayed about the same	883	70.2 %
Decreased	81	6.4 %
Decreased significantly	32	2.5 %
Don't know	33	2.6 %
Total	1257	100.0 %

**Q4. Over the next 6 months, how do you think the frequency that you use any portion of U.S. 69 between 103rd and 151st will change?**

Q4. How will the frequency that you use any portion of US 69 between 103rd & 151st change over next 6 months	Number	Percent
Increased significantly	66	5.3 %
Increased	172	13.7 %
Stayed about the same	944	75.1 %
Decreased	22	1.8 %
Decreased significantly	8	0.6 %
Don't know	45	3.6 %
Total	1257	100.0 %

**WITHOUT "NOT PROVIDED"****Q5. Thinking about your most common trip on U.S. 69 anywhere between 103rd and 151st Streets, what is the maximum time this trip could take before the length would not be acceptable? (without "not provided")**

Q5. What is the maximum time this trip could take before the length would not be acceptable	Number	Percent
Less than 10 minutes	480	41.2 %
11-20 minutes	502	43.1 %
21-30 minutes	143	12.3 %
31+ minutes	39	3.4 %
Total	1164	100.0 %

**Q6. How important do you think U.S. 69 is to businesses and jobs in Overland Park?**

Q6. How important is US 69 to businesses & jobs in Overland Park	Number	Percent
Very important	819	65.2 %
Important	279	22.2 %
Somewhat important	104	8.3 %
Not important	10	0.8 %
Not important at all	5	0.4 %
Don't know	40	3.2 %
Total	1257	100.0 %

**Q7. How do you think the amount of traffic on U.S. 69 will change over the next 20 years?**

Q7. How will the amount of traffic on US 69 change over next 20 years	Number	Percent
It will triple	336	26.7 %
It will double	450	35.8 %
It will be 50% more	277	22.0 %
Stay about the same	38	3.0 %
Will decrease	4	0.3 %
Don't know	152	12.1 %
Total	1257	100.0 %

**Q8. How soon do you think KDOT should begin making traffic flow improvements on each of the portions of U.S. 69 listed below?**

(N=1257)

	Within next year	1-2 years	3-5 years	6-10 years	10+ years	Will not be needed	Don't know
Q8-1. Between 103rd & 119th Streets	32.0%	27.8%	18.1%	5.3%	1.3%	4.4%	11.1%
Q8-2. Between 119th & 151st Streets	28.2%	34.4%	19.3%	4.1%	1.4%	1.8%	10.8%
Q8-3. Between 151st & 179th Streets	11.0%	18.9%	32.9%	15.8%	4.6%	3.4%	13.4%

**WITHOUT "DON'T KNOW"****Q9. Please rate how important the following issues should be in determining the types of improvements (if any) that could be made to U.S. 69 between 103rd and 179th Streets. (without "don't know")**

(N=1257)

	Extremely important	Very important	Important	Less important	Not important
Q9-1. Minimizing total cost of the project	18.7%	21.2%	42.1%	13.9%	4.1%
Q9-2. Minimizing portion of total cost that are paid by Overland Park residents	27.6%	23.0%	31.3%	13.5%	4.5%
Q9-3. Completing the project sooner rather than later	21.8%	21.8%	35.5%	16.2%	4.8%
Q9-4. Minimizing disruption construction has on traffic flow	40.5%	29.4%	23.9%	5.3%	0.8%
Q9-5. Minimizing impact of improvements on surrounding homes & businesses by keeping footprint of the project as small as possible	28.2%	25.6%	28.1%	14.2%	3.9%
Q9-6. Minimizing impact of improvements on the environment	24.9%	20.5%	29.8%	16.0%	8.8%
Q9-7. Ensuring public transportation services can be offered in the corridor	13.5%	17.8%	28.1%	26.3%	14.4%
Q9-8. Minimizing congestion by using innovative & creative solutions	34.6%	32.6%	24.7%	5.6%	2.5%

**Q10. Which THREE of the items listed in Question 9 are most important?**

Q10. Top choice	Number	Percent
Minimizing total cost of the project	162	12.9 %
Minimizing portion of total cost that are paid by Overland Park residents	217	17.3 %
Completing the project sooner rather than later	228	18.1 %
Minimizing disruption construction has on traffic flow	270	21.5 %
Minimizing impact of improvements on surrounding homes & businesses by keeping footprint of the project as small as possible	87	6.9 %
Minimizing impact of improvements on the environment	62	4.9 %
Ensuring public transportation services can be offered in the corridor	21	1.7 %
Minimizing congestion by using innovative & creative solutions	159	12.6 %
None chosen	51	4.1 %
Total	1257	100.0 %

**Q10. Which THREE of the items listed in Question 9 are most important?**

Q10. 2nd choice	Number	Percent
Minimizing total cost of the project	104	8.3 %
Minimizing portion of total cost that are paid by Overland Park residents	186	14.8 %
Completing the project sooner rather than later	140	11.1 %
Minimizing disruption construction has on traffic flow	309	24.6 %
Minimizing impact of improvements on surrounding homes & businesses by keeping footprint of the project as small as possible	145	11.5 %
Minimizing impact of improvements on the environment	94	7.5 %
Ensuring public transportation services can be offered in the corridor	56	4.5 %
Minimizing congestion by using innovative & creative solutions	163	13.0 %
None chosen	60	4.8 %
Total	1257	100.0 %

**Q10. Which THREE of the items listed in Question 9 are most important?**

Q10. 3rd choice	Number	Percent
Minimizing total cost of the project	141	11.2 %
Minimizing portion of total cost that are paid by Overland Park residents	123	9.8 %
Completing the project sooner rather than later	141	11.2 %
Minimizing disruption construction has on traffic flow	195	15.5 %
Minimizing impact of improvements on surrounding homes & businesses by keeping footprint of the project as small as possible	176	14.0 %
Minimizing impact of improvements on the environment	113	9.0 %
Ensuring public transportation services can be offered in the corridor	61	4.9 %
Minimizing congestion by using innovative & creative solutions	229	18.2 %
None chosen	78	6.2 %
Total	1257	100.0 %

**SUM OF THE TOP THREE CHOICES****Q10. Which THREE of the items listed in Question 9 are most important? (top 3)**

Q10. Sum of the top three choices	Number	Percent
Minimizing total cost of the project	407	32.4 %
Minimizing portion of total cost that are paid by Overland Park residents	526	41.8 %
Completing the project sooner rather than later	509	40.5 %
Minimizing disruption construction has on traffic flow	774	61.6 %
Minimizing impact of improvements on surrounding homes & businesses by keeping footprint of the project as small as possible	408	32.5 %
Minimizing impact of improvements on the environment	269	21.4 %
Ensuring public transportation services can be offered in the corridor	138	11.0 %
Minimizing congestion by using innovative & creative solutions	551	43.8 %
None chosen	51	4.1 %
Total	3633	

**Q11. Are you aware that cities like Overland Park, Wichita, and Topeka contribute additional local funds to help ensure major highway projects important to them are constructed?**

Q11. Are you aware cities like Overland Park, Wichita, & Topeka contribute additional local funds to help ensure major highway projects

	Number	Percent
Yes	619	49.2 %
No	410	32.6 %
Don't know	228	18.1 %
Total	1257	100.0 %

**Q12. How much responsibility do you think the following groups of people should have for paying for improvements to U.S. 69 between 103rd and 179th Streets?**

(N=1257)

	Very high (should pay the most)	High	Medium	Low	None (should not pay anything)	Don't know
Q12-1. People who use/drive on US 69 regardless of where they live	25.0%	26.3%	20.8%	9.1%	12.6%	6.2%
Q12-2. Residents of Overland Park regardless of whether or not they use US 69	8.6%	22.8%	34.6%	17.7%	10.9%	5.3%
Q12-3. Residents of other areas of Johnson County	8.5%	20.4%	36.7%	18.1%	10.7%	5.7%
Q12-4. Residents of neighboring counties such as Miami & Wyandotte Counties	5.7%	11.2%	28.4%	29.4%	18.2%	7.0%

**Q13. Have you seen "Express Toll Lanes" in urban areas of other states like Texas, Colorado, or Minnesota where drivers can choose to pay a toll to drive in an express lane that bypasses congestion in untolled lanes?**

Q13. Have you seen "Express Toll Lanes" in urban areas of other states where drivers can choose to pay a toll to drive in an express lane

	Number	Percent
Yes	983	78.2 %
No	274	21.8 %
Total	1257	100.0 %

**WITHOUT "DON'T KNOW"**

**Q13a. If "YES" to Question 13, please rate your level of agreement/disagreement with the following statements about Express Toll Lanes (ELTs). (without "don't know")**

(N=983)

	Strongly agree	Agree	Neutral	Disagree	Strongly disagree
Q13a-1. ELTs are a good way to keep traffic moving	25.4%	33.5%	18.0%	12.0%	11.0%
Q13a-2. ELTs are easy to use	22.3%	29.9%	24.4%	13.5%	9.9%
Q13a-3. ELTs are fair because tolls are paid only by people who use them	29.7%	31.7%	17.0%	9.3%	12.3%



**Q14. If two free lanes were available in each direction and KDOT added one additional express toll lane in each direction of U.S. 69 between 103rd and 151st Streets, how often would you pay to use the express lane to avoid congestion on U.S. 69 if the cost were between 65 cents and \$1.75 or less to travel the complete distance between 103rd and 151st Streets?**

Q14. How often would you pay to use express lane to avoid congestion if the cost were between 65 cents & \$1.75 or less	Number	Percent
All of the time	46	3.7 %
Most of the time	107	8.5 %
Some of the time	297	23.6 %
Only in emergencies	333	26.5 %
Never	398	31.7 %
Don't know	76	6.0 %
Total	1257	100.0 %

**Q15. Please rate the importance of the following benefits that express toll lanes could provide if they were included in the design of improvements to U.S. 69.**

(N=1257)

	Extremely important	Very important	Important	Less important	Not important	Don't know
Q15-1. Reduce congestion across all lanes of traffic	29.0%	25.5%	22.2%	5.8%	8.4%	9.1%
Q15-2. Reduce cost of the project by \$85 million dollars	24.7%	24.2%	23.2%	8.9%	9.4%	9.7%
Q15-3. Reduce disruptions to traffic flow during construction	23.6%	29.2%	24.2%	6.5%	7.5%	9.0%
Q15-4. Leave two free lanes in each direction	37.0%	26.3%	16.9%	5.2%	6.3%	8.3%
Q15-5. Allow improvements to be completed sooner	23.5%	22.6%	24.5%	10.2%	9.5%	9.7%
Q15-6. Provide another way for Overland Park to provide a local contribution to the project without using City sales or property tax dollars	25.5%	22.0%	20.2%	11.8%	10.2%	10.4%

**Q16. Would you be interested in participating in future meetings and/or focus groups about improvements to US 69 between 103rd and 179th Streets? These meetings may be conducted virtually.**

Q16. Would you be interested in participating in future meetings and/or focus groups about improvements to US 69 between 103rd & 179th Streets

	Number	Percent
Yes	235	18.7 %
No	1022	81.3 %
Total	1257	100.0 %

**18. What is your age?**

Q18. Your age	Number	Percent
18-34	244	19.4 %
35-44	250	19.9 %
45-54	246	19.6 %
55-64	243	19.3 %
65+	240	19.1 %
Not provided	34	2.7 %
Total	1257	100.0 %

**Q19. What is your gender?**

Q19. Your gender	Number	Percent
Male	628	50.0 %
Female	625	49.7 %
Other/Not provided	4	0.3 %
Total	1257	100.0 %

**Q20. What is your home zip code?**

<u>Q20. What is your home zip code</u>	<u>Number</u>	<u>Percent</u>
66223	170	13.5 %
66221	156	12.4 %
66213	144	11.5 %
66212	129	10.3 %
66053	107	8.5 %
66210	98	7.8 %
66214	58	4.6 %
66204	58	4.6 %
66209	57	4.5 %
66207	52	4.1 %
66085	43	3.4 %
66013	35	2.8 %
66224	32	2.5 %
66062	24	1.9 %
66215	23	1.8 %
66202	19	1.5 %
66216	15	1.2 %
66208	9	0.7 %
66205	8	0.6 %
66206	7	0.6 %
66203	6	0.5 %
66083	3	0.2 %
66211	3	0.2 %
66227	1	0.1 %
Total	1257	100.0 %



# Survey Instrument



Dwight D. Eisenhower State Office Building  
700 S.W. Harrison Street  
Topeka, KS 66603-3745  
Julie L. Lorenz, Secretary

Phone: 785-296-3901  
Fax: 785-296-4302  
kdot#publicinfo@ks.gov  
<http://www.ksdot.org>  
Laura Kelly, Governor

## April 2021

Dear Johnson County and Surrounding Area Residents:

The Kansas Department of Transportation (KDOT) is conducting a survey to find out what Kansans think about potential future improvements to the US 69 Corridor between 103<sup>rd</sup> and 179<sup>th</sup> Streets in Johnson County. This is the second of two major surveys we are conducting, so your input is needed to help the decisions we make reflect the needs and priorities of your community.

We have selected ETC Institute to help us with the survey. ETC Institute has an outstanding record of working with transportation departments nationwide. They will prepare a report based on everyone's collective responses which will be delivered in this summer and posted on the KDOT website. We look forward to having these results so that we can better understand and meet your transportation needs.

Please take a few minutes to complete the enclosed survey within the next few days using one of two options. You may return your completed survey by mail using the postage-paid envelope provided, or you can complete the survey online at [KDOTUS69Survey.org](http://KDOTUS69Survey.org) (feel free to scan the QR Code below). Please choose only one option.

If you have questions, please contact Ann Melton, Kansas Department of Transportation, at 785-409-2190.

Thank you for participating in this important process.

Sincerely,

Julie Lorenz  
Secretary, Department of Transportation  
Enclosure



**Scan to take the survey:**



# U.S. 69 Highway Corridor Survey

Please take a few minutes to complete this important survey. Your input will be used by the Kansas Department of Transportation (KDOT) as part of a comprehensive study to plan improvements to U.S. 69 Highway between 103rd and 179th Streets. We encourage you to complete the survey online at [KDOTUS69Survey.org](https://www.kdot.us69survey.org). You may also complete this survey and return it in the postage-paid envelope provided.

## Part I: Awareness

**1. Before receiving this survey, did you know that KDOT was studying improvements to U.S. 69 between 103rd and 179th Streets?**

(1) Yes       (2) No [Skip to Q2.]

**1a. How did you learn about KDOT's efforts to plan improvements to U.S. 69 between 103rd and 179th Streets?**

(1) Facebook/Social media       (4) [US69Express.org](https://www.us69express.org) website  
 (2) Virtual open-houses       (5) Information provided by the City of Overland Park  
 (3) Public meetings       (6) Other: \_\_\_\_\_

**1b. How useful were these sources in helping you understand efforts to improve U.S. 69?**

(1) Very useful       (3) Somewhat useful       (5) Not useful at all  
 (2) Useful       (4) Not useful

**1c. Overall, how well would you rate KDOT's efforts to keep residents informed of planned improvements to U.S. 69 between 103rd and 179th Streets?**

(1) Excellent       (3) Average       (5) Very poor  
 (2) Good       (4) Poor

## Part II: Usage of U.S. 69

**2. How frequently have you used any portion of U.S. 69 between 103rd and 151st Streets during the past month?**

(1) Almost daily       (3) At least once a week       (5) Less than once per month  
 (2) A few times a week       (4) At least once a month       (6) Never

**3. Compared to 6 months ago, how has the frequency that you use any portion of U.S. 69 between 103rd and 151st changed?**

(1) Increased significantly       (3) Stayed about the same       (5) Decreased significantly  
 (2) Increased       (4) Decreased       (9) Don't know

**4. Over the next 6 months, how do you think the frequency that you use any portion of U.S. 69 between 103rd and 151st will change?**

(1) Increased significantly       (3) Stayed about the same       (5) Decreased significantly  
 (2) Increased       (4) Decreased       (9) Don't know

**5. Thinking about your most common trip on U.S. 69 anywhere between 103rd and 151st Streets, what is the maximum time this trip could take before the length would not be acceptable?**

Maximum Time: \_\_\_\_\_ minutes

**Part III: Perceptions of U.S. 69**

**6. How important do you think U.S. 69 is to businesses and jobs in Overland Park?**

- (1) Very important       (3) Somewhat important       (5) Not important at all  
 (2) Important       (4) Not important       (9) Don't know

**7. How do you think the amount of traffic on U.S. 69 will change over the next 20 years?**

- (1) It will triple       (3) It will be 50% more       (5) Will decrease  
 (2) It will double       (4) Stay about the same       (9) Don't know

**8. How soon do you think KDOT should begin making traffic flow improvements on each of the portions of U.S. 69 listed below?**

Portion of U.S. 69	Within the next year	1-2 years	3-5 years	6-10 years	More than 10 years	Will Not Be Needed	Don't Know
1. Between 103rd and 119th Streets	5	4	3	2	1	0	9
2. Between 119th and 151st Streets	5	4	3	2	1	0	9
3. Between 151st and 179th Streets	5	4	3	2	1	0	9

**Part IV: Design Preferences**

**9. Please rate how important the following issues should be in determining the types of improvements (if any) that could be made to U.S. 69 between 103rd and 179th Streets.**

Issues	Extremely Important	Very Important	Important	Less Important	Not Important	Don't Know
1. Minimizing the total cost of the project	5	4	3	2	1	9
2. Minimizing the portion of the total costs that are paid by Overland Park residents	5	4	3	2	1	9
3. Completing the project sooner rather than later	5	4	3	2	1	9
4. Minimizing the disruption that construction has on traffic flow	5	4	3	2	1	9
5. Minimizing the impact of improvements on surrounding homes and businesses by keeping the footprint of the project as small as possible	5	4	3	2	1	9
6. Minimizing the impact of improvements on the environment	5	4	3	2	1	9
7. Ensuring public transportation services can be offered in the corridor	5	4	3	2	1	9
8. Minimizing congestion by using innovative and creative solutions	5	4	3	2	1	9

**10. Which THREE of the items listed above are most important? [Write in your answers below using the numbers from the list in Question 9.]**

1st: \_\_\_\_\_ 2nd: \_\_\_\_\_ 3rd: \_\_\_\_\_

**Part V: Funding**

**11. Are you aware that cities like Overland Park, Wichita, and Topeka contribute additional local funds to help ensure major highway projects important to them are constructed?**

- (1) Yes       (2) No       (9) Don't know

**12. How much responsibility do you think the following groups of people should have for paying for improvements to U.S. 69 between 103rd and 179th Streets?**

Group	Very High (should pay the most)	High	Medium	Low	None (should not pay anything)	Don't Know
1. People who use/drive on U.S. 69 regardless of where they live	5	4	3	2	1	9
2. Residents of Overland Park regardless of whether or not they use U.S. 69	5	4	3	2	1	9
3. Residents of other areas of Johnson County	5	4	3	2	1	9
4. Residents of neighboring counties such as Miami and Wyandotte Counties	5	4	3	2	1	9

**Part VI: Express Toll Lanes**

**13. Have you seen "Express Toll Lanes" in urban areas of other states like Texas, Colorado, or Minnesota where drivers can choose to pay a toll to drive in an express lane that bypasses congestion in untolled lanes?**

\_\_\_(1) Yes      \_\_\_(2) No [Skip to Q14.]

**13a. If "Yes," please rate your level of agreement/disagreement with the following statements about Express Toll Lanes (ELTs).**

Statement	Strongly Agree	Agree	Neutral	Disagree	Strongly Disagree	Don't Know
1. ELTs are a good way to keep traffic moving	5	4	3	2	1	9
2. ELTs are easy to use	5	4	3	2	1	9
3. ELTs are fair because tolls are paid only by people who use them	5	4	3	2	1	9

**14. If two free lanes were available in each direction and KDOT added one additional express toll lane in each direction of U.S. 69 between 103rd and 151st Streets, how often would you pay to use the express lane to avoid congestion on U.S. 69 if the cost were between 65 cents and \$1.75 or less to travel the complete distance between 103rd and 151st Streets?**

\_\_\_(1) All of the time      \_\_\_(3) Some of the time      \_\_\_(5) Never  
 \_\_\_(2) Most of the time      \_\_\_(4) Only in emergencies      \_\_\_(9) Don't know

**15. Please rate the importance of the following benefits that express toll lanes could provide if they were included in the design of improvements to U.S. 69.**

Issues	Extremely Important	Very Important	Important	Less Important	Not Important	Don't Know
1. Reduce congestion across all lanes of traffic	5	4	3	2	1	9
2. Reduce the cost of the project by \$85 million dollars	5	4	3	2	1	9
3. Reduce disruptions to traffic flow during construction	5	4	3	2	1	9
4. Leave two free lanes in each direction	5	4	3	2	1	9
5. Allow the improvements to be completed sooner	5	4	3	2	1	9
6. Provide another way for Overland Park to provide a local contribution to the project without using city sales or property tax dollars	5	4	3	2	1	9



**Part VII: Demographics**

**16. Would you be interested in participating in future meetings and/or focus groups about improvements to U.S. 69 between 103rd and 179th Streets? These meetings may be conducted virtually.**

\_\_\_(1) Yes    \_\_\_(2) No *[Skip to Q17.]*

**16a. If "Yes", please provide your contact info below.**

Name: \_\_\_\_\_

Phone: \_\_\_\_\_

Email: \_\_\_\_\_

**17. Do you live inside the City of Overland Park?**    \_\_\_(1) Yes    \_\_\_(2) No

**18. What is your age?**    \_\_\_\_\_ years

**19. What is your gender?**    \_\_\_(1) Male    \_\_\_(2) Female

**20. What is your home zip code?**    \_\_\_\_\_

**21. If you have any specific issues or concerns related to U.S. 69 between 103rd and 179th Streets that you would like to share with KDOT, please write them in the space provided below.**

\_\_\_\_\_  
\_\_\_\_\_  
\_\_\_\_\_

**This concludes the survey. Thank you for your time!**

Please return your completed survey in the enclosed postage-paid envelope addressed to:  
ETC Institute, 725 W. Frontier Circle, Olathe, KS 66061

Your responses will remain completely confidential. The information printed to the right will ONLY be used to better understand how people who live in different areas responded to the survey questions. If your address is not correct, please provide the correct information. Thank you.