

U.S. 69 Highway Corridor Survey

Findings Report

*...helping organizations make better decisions since
1982*

2020

**Submitted to the Kansas Department of
Transportation (KDOT)**

ETC Institute
725 W. Frontier Lane,
Olathe, Kansas
66061

December 2020



ETC
INSTITUTE



Contents

Executive Summary	i
Section 1: Charts and Graphs	1
Section 2: Crosstabulations by Area	31
Section 3: Crosstabulations by Overland Park Wards	84
Section 4: Crosstabulations by Frequency of U.S. 69 Use	
by Respondents	136
Section 5: GIS Maps	191
GIS Maps of Overland Park Respondents Only by Ward.....	210
Section 6: Survey Instrument	227

U.S. 69 Highway Corridor Survey

Executive Summary

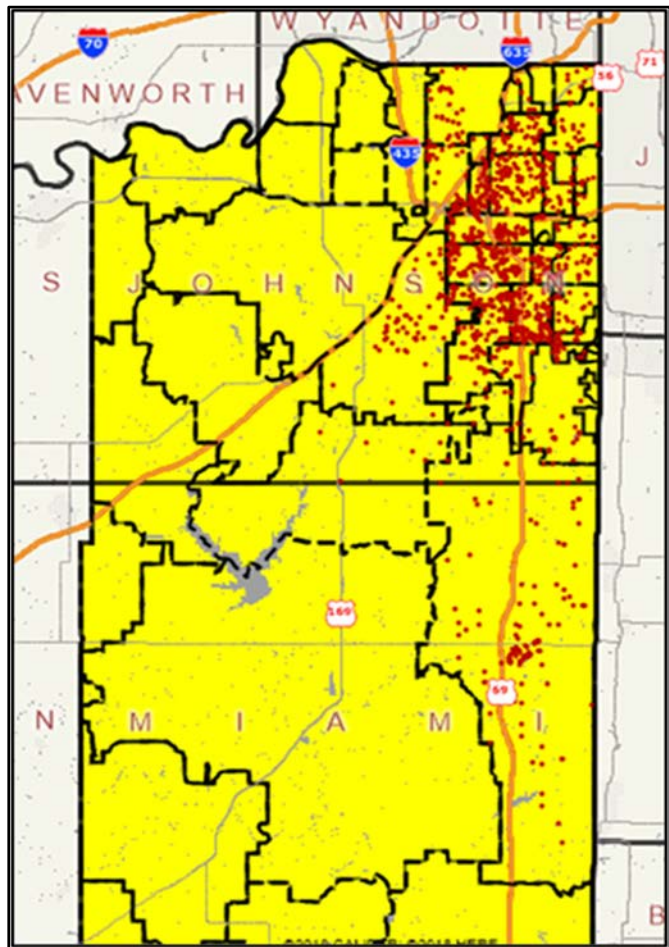
Overview

ETC Institute administered a survey in November 2020 for the Kansas Department of Transportation (KDOT). The purpose of the survey was to gather statistically valid input from residents in eastern Johnson and Miami counties about improvements that are being considered to U.S. 69 Highway between 103rd and 179th Streets in Johnson County. Data collected from this survey will be used to ensure that the needs and priorities of the community are incorporated into the decision-making process.

Methodology

ETC Institute mailed a survey packet to a random sample of households in eastern Johnson and Miami Counties on November 6, 2020. Each packet contained a cover letter, a copy of the survey, and a postage-paid return envelope. Residents who received the survey were given the option of returning the survey by mail or completing it online at www.KDOTSurvey.org.

A few days after the surveys were mailed, ETC Institute sent emails to the households that received the survey to encourage participation. The emails contained a link to the online version of the survey to make it easy for residents to complete the survey. To prevent people who were not residents of the survey area from participating, everyone who completed the survey online was required to enter their home address prior to submitting the survey. ETC Institute then matched the addresses that were entered online with the addresses that were originally selected for the random sample. If the address from a survey completed online did not match one of the addresses selected for the sample, the online survey was not counted. The red dots on the map to the right show the location of respondents to the survey.



The goal was to obtain completed surveys from at least 800 residents. The goal was exceeded with a total of 1,270 residents completing the survey. Of these 852 were residents of Overland

Park, 300 were residents of eastern Johnson County who lived outside Overland Park, and 118 were from eastern Miami County. The sample of 852 respondents from Overland Park included at least 100 respondents from each of the City’s six wards. The overall results for the sample of 1,270 respondents have a precision of at least +/-2.8% at the 95% level of confidence.

This report contains the following:

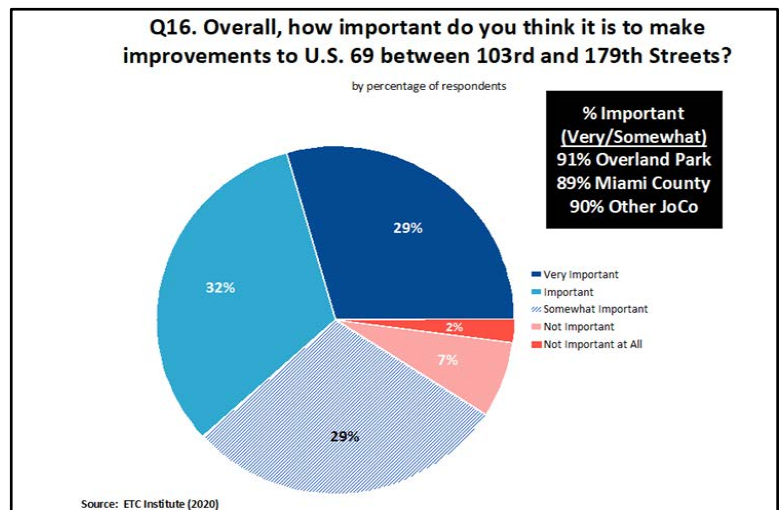
- Section 1: Charts showing the overall results of the survey
- Section 2: Crosstabulations that show the results by area (Johnson County – outside of Overland Park, Miami County, and Overland Park)
- Section 3: Crosstabulations that show the results for the City of Overland Park by ward
- Section 4: Crosstabulations that show the frequency of U.S. 69 use by respondents
- Section 5: GIS maps of selected results
- Section 6: A copy of the survey instrument

The major findings of the survey are summarized below and on the following pages.

MAJOR FINDINGS

Residents think it is important to make improvements to U.S. 69

- Most (90%) of the residents surveyed thought it was important to make improvements to U.S. 69 between 103rd and 179th Streets.
- More than 85% of the respondents from all six city council wards in Overland Park thought it was important to make improvements to U.S. 69. Residents of Ward 6, which is the City’s southern-most ward, had the highest percentage of respondents who thought it was very important.

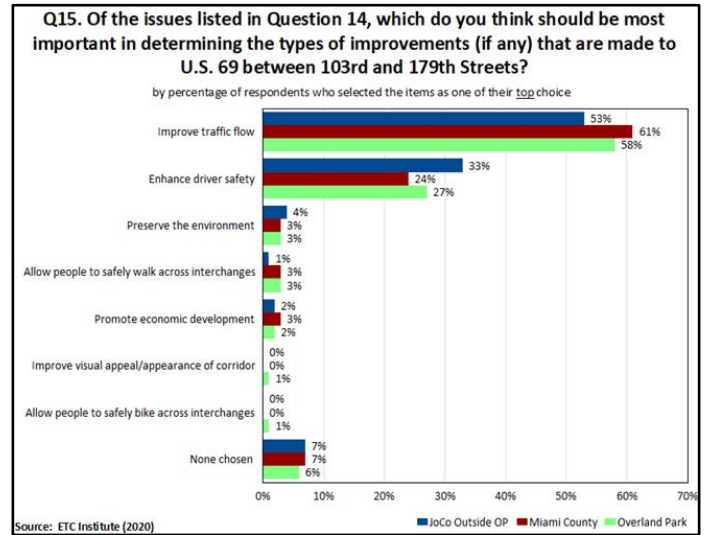


Residents Are Concerned About Traffic Flow on U.S. 69

- 60% of the residents from Overland Park and 62% of those from Miami County were concerned about the predictability of travel times on U.S. 69.
- Almost half (47%) of the residents surveyed thought congestion is worse on U.S. 69 than other Kansas highways.
- More than half (52%) of those surveyed were dissatisfied with northbound traffic flow in the morning and 57% were dissatisfied with southbound traffic flow in the evening. Although satisfaction was low in all areas, satisfaction was lowest among residents of southern Overland Park and Miami County.

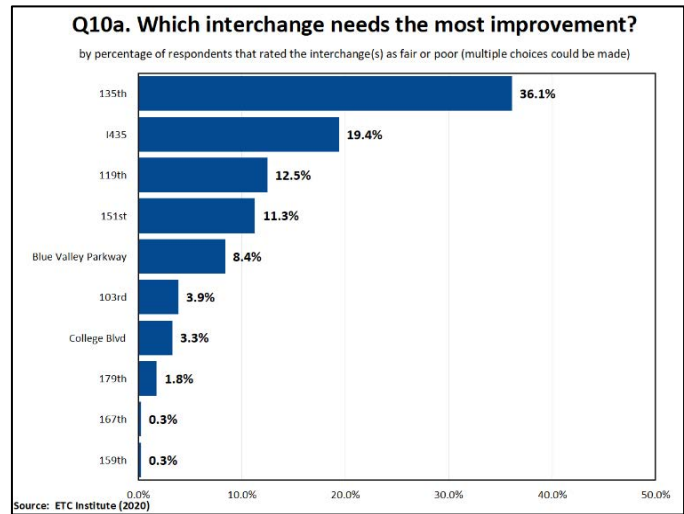
Traffic Flow and Driver Safety Are the Top Priorities for Improvement

- When asked to pick which issue should be most important in determining the types of improvements that should be made to U.S. 69, improvements to traffic flow and enhancements to driver safety were the top two choices in all areas that were surveyed as shown in the chart to the right.
- This importance of these two issues was not surprising given the high levels of dissatisfaction with traffic flow and the fact that 62% of residents surveyed indicated they were concerned with driver safety on U.S. 69.



Many Residents Think Interchanges in the U.S. 69 Corridor Need Improvements, Particularly 135th Street

- 41% of the residents surveyed thought interchanges in the study area needed major or minor improvements. Only 6% of those surveys rated the interchanges as “excellent”.
- The interchanges that respondents thought need the most improvement were: 135th Street (36%), I-435 (19%), and 119th Street (13%). The results for all intersections in the corridor are shown in the chart to the right.

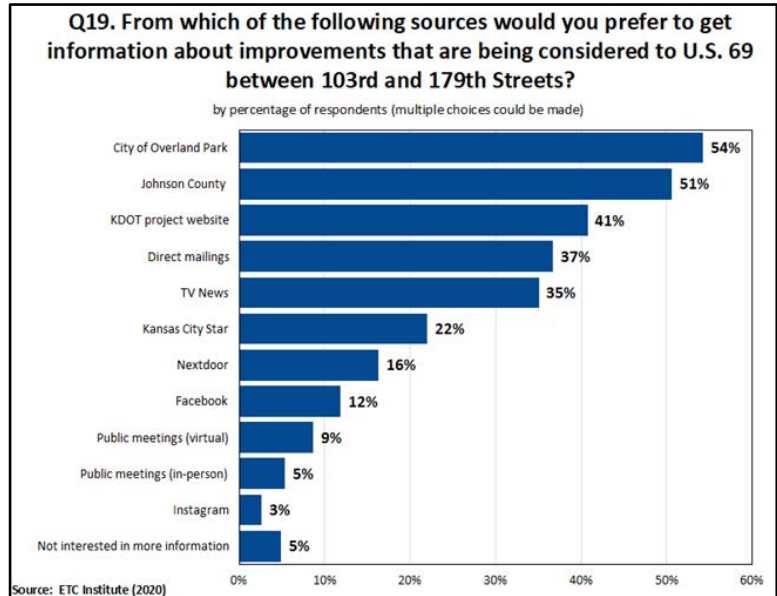


OTHER FINDINGS

- Residents who use U.S. 69 are much more concerned about the predictability of travel on the highway than those who do not use it that often. Among those using U.S. 69 “almost daily”, 71% were concerned about the predictability of travel on the highway compared to just 28% of those who use it less than once per month.
- 42% of those surveyed indicated that they know KDOT was studying improvements to U.S. 69 between 103rd and 179th Streets before they received the survey.
- Three-quarters (79%) of those surveyed indicated that they travel on U.S. 69 at least once a week.

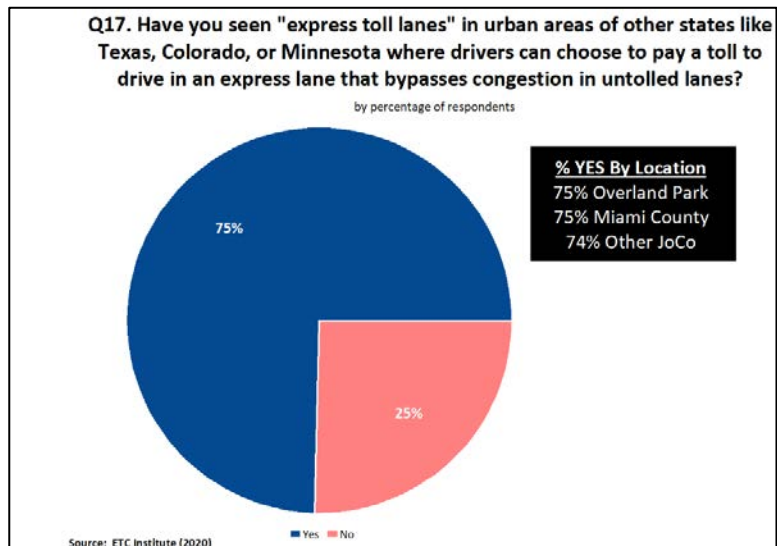
- The top three reasons residents travel on U.S. 69 are:
 - to shop/run errands (73%)
 - for recreation/entertainment/sporting events (55%), and
 - for work/business-related reasons (53%).
- Although most residents are concerned about traffic flow, 79% of those surveyed thought traffic flow had improved on U.S. 69 since the start of the COVID-19 Pandemic.

- The sources that residents would prefer to get information about improvements to U.S. 69 were the City of Overland Park, Johnson County, and KDOT’s project website. The chart below shows the percentage of respondents who preferred each of the sources that were assessed on the survey.



- When asked which source of information they would trust most, residents living outside the City of Overland Park indicated that would trust the KDOT project website most. Residents of Overland Park were just as likely to trust the City’s website as they were to trust KDOT’s website.

- Three quarters (75%) of those surveyed indicated they had seen “express toll lanes” in other states. Among those who had seen “express toll lanes” only 31% indicated they really liked the idea of paying a toll to bypass congestion.



- 19% of the residents surveyed indicated they would be willing to participate in focus groups that will be conducted by ETC Institute in December 2020 to better understand resident opinions about issues related to improvements on U.S. 69.

Section 1

Charts and Graphs



U.S. 69 ENGAGEMENT SURVEY RESULTS

Dec. 1, 2020

US 69 EXPANSION PROJECT



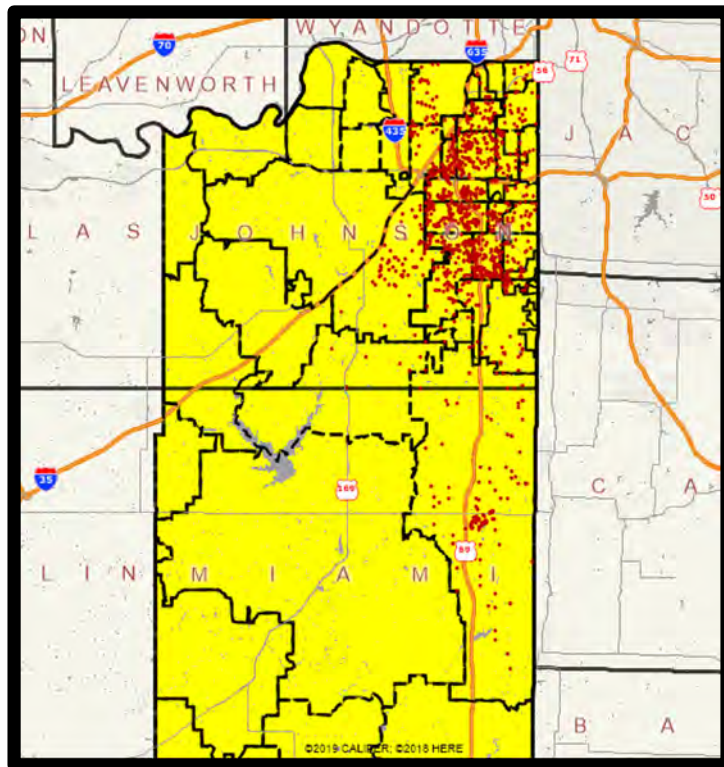
SURVEY METHODOLOGY

- Survey was conducted by mail with follow-ups by email between November 6-25, 2020
- 1,270 surveys were completed
 - 852 from Overland Park (with at least 100 per ward)
 - 300 from JoCo east of Lackman outside O.P.
 - 118 from eastern Miami County
- Excellent geographic distribution
- Demographics are similar to recent Census estimates

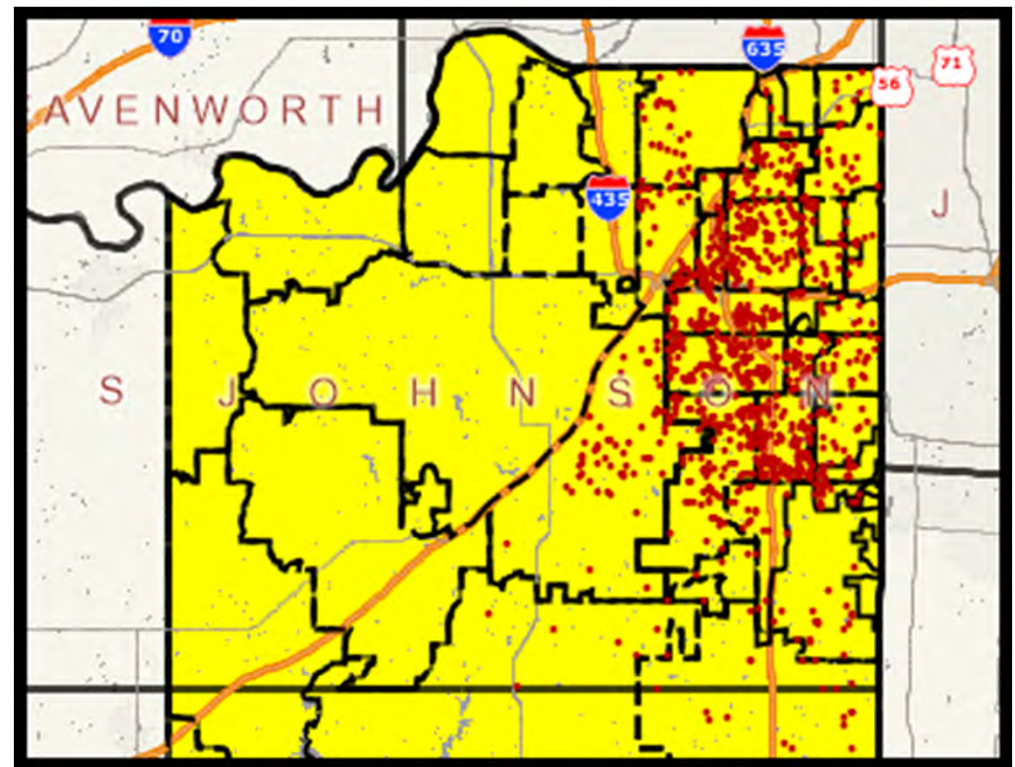


LOCATION OF SURVEY RESPONDENTS

View of Full Study Area



Zoomed View

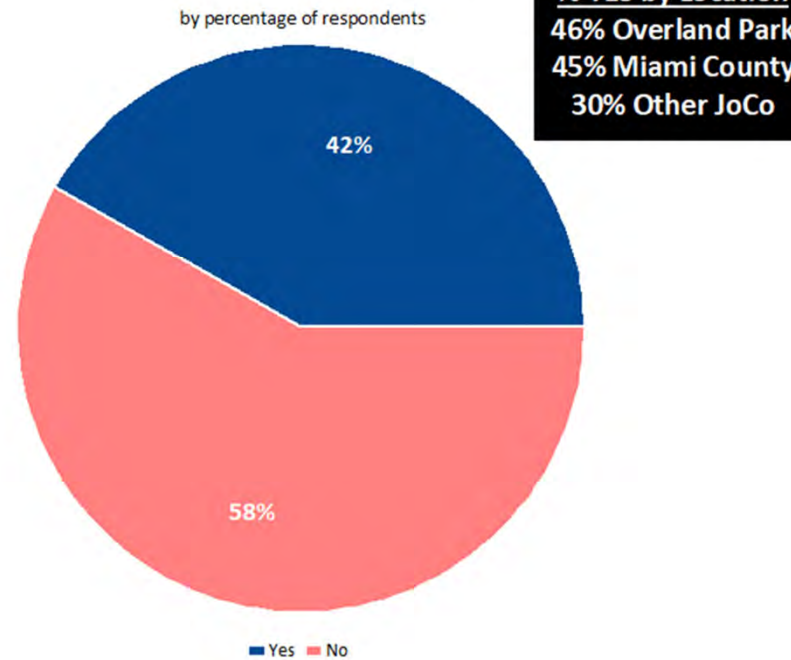


US 69 EXPANSION PROJECT



SURVEY FINDINGS

Q1. Before receiving this survey, did you know that KDOT was studying improvements to U.S. 69 between 103rd and 179th Streets?



Source: ETC Institute (2020)

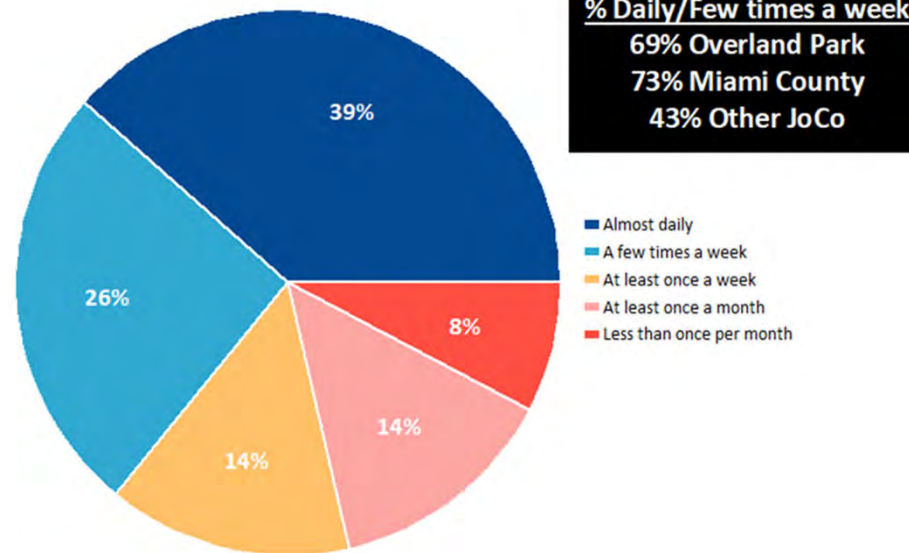
Nearly half indicated they knew KDOT was studying improvements to U.S. 69



SURVEY FINDINGS

Q2. Prior to the COVID-19 Pandemic, how frequently did you travel on U.S. 69 between 103rd and 179th Streets?

by percentage of respondents (without "not provided")



Source: ETC Institute (2020)

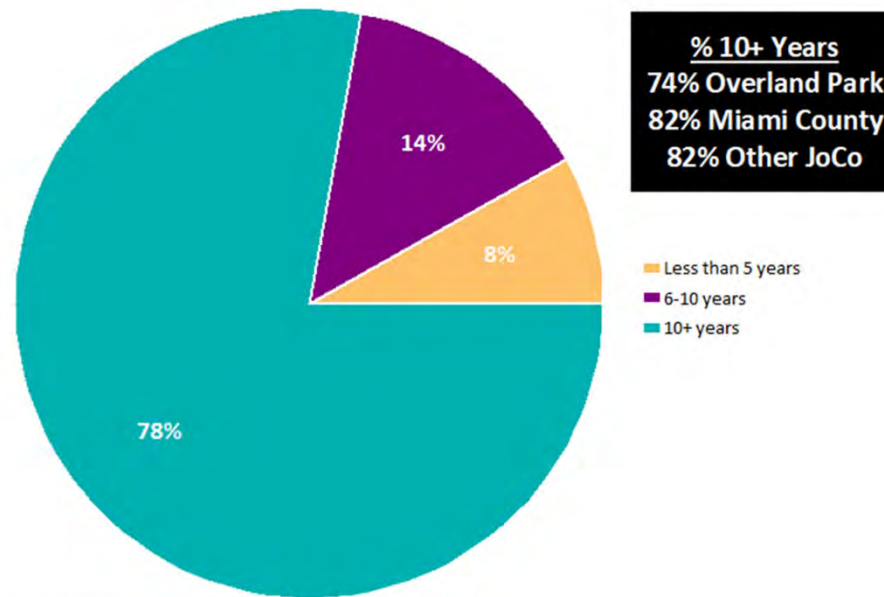
Nearly two-thirds of those surveyed travel on U.S. 69 at least a few times per week



SURVEY FINDINGS

Q3. For how many years have you been driving on U.S. 69 between 103rd and 179th Streets?

by percentage of respondents (without "don't remember")



Source: ETC Institute (2020)

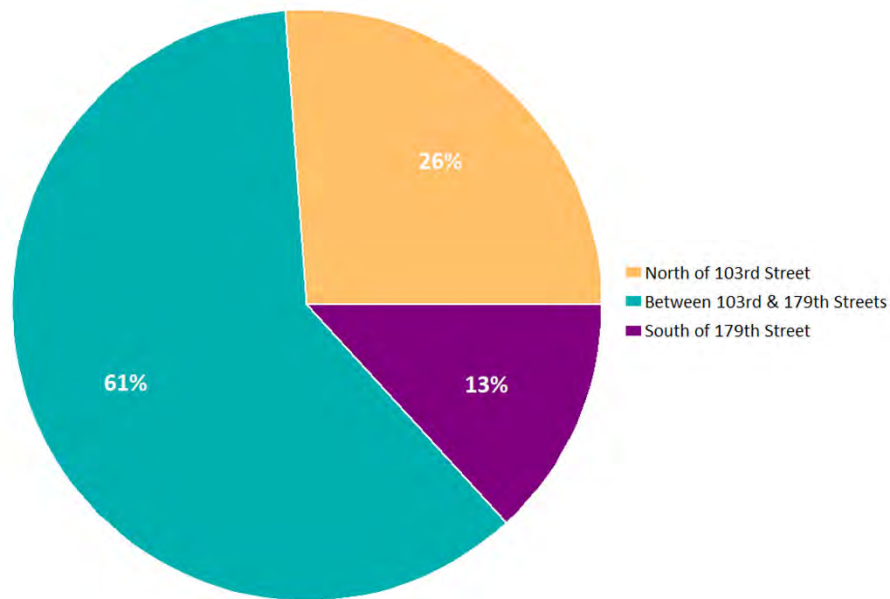
Most of the respondents have been using U.S. 69 more than 10 years



SURVEY FINDINGS

Q4. Which ONE of the following describes the location of your home?

by percentage of respondents (without "not provided")



Source: ETC Institute (2020)

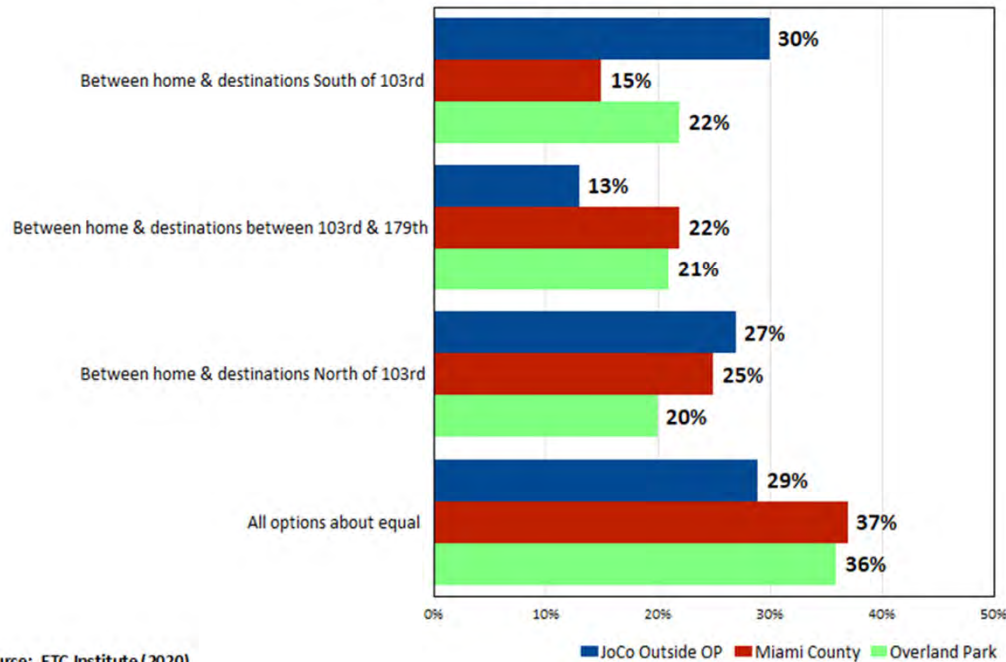
There is good geographic representation from all areas in the corridor



SURVEY FINDINGS

Q5. Which of the following ways did you typically use U.S. 69 between 103rd and 179th Streets before the COVID-19 Pandemic?

by percentage of respondents (% "not provided" not shown)



Source: ETC Institute (2020)

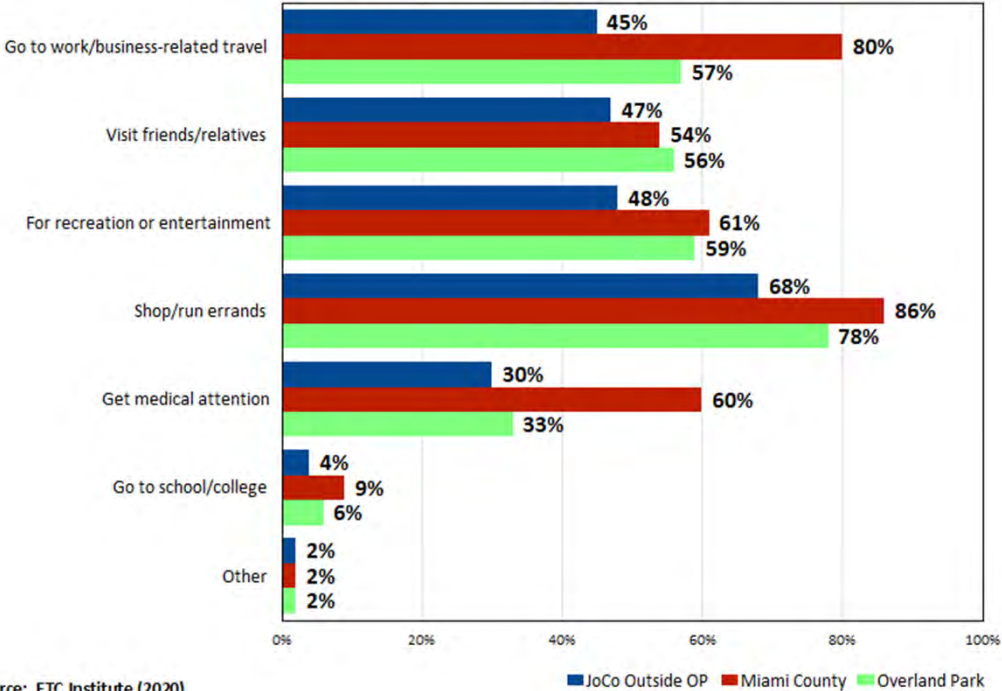
All types of travel were well-represented in the survey



SURVEY FINDINGS

Q6. For which of the following reasons did you typically travel on U.S. 69 between 103rd and 179th Streets prior to the COVID-19 Pandemic?

by percentage of respondents (multiple choices could be made)



Source: ETC Institute (2020)

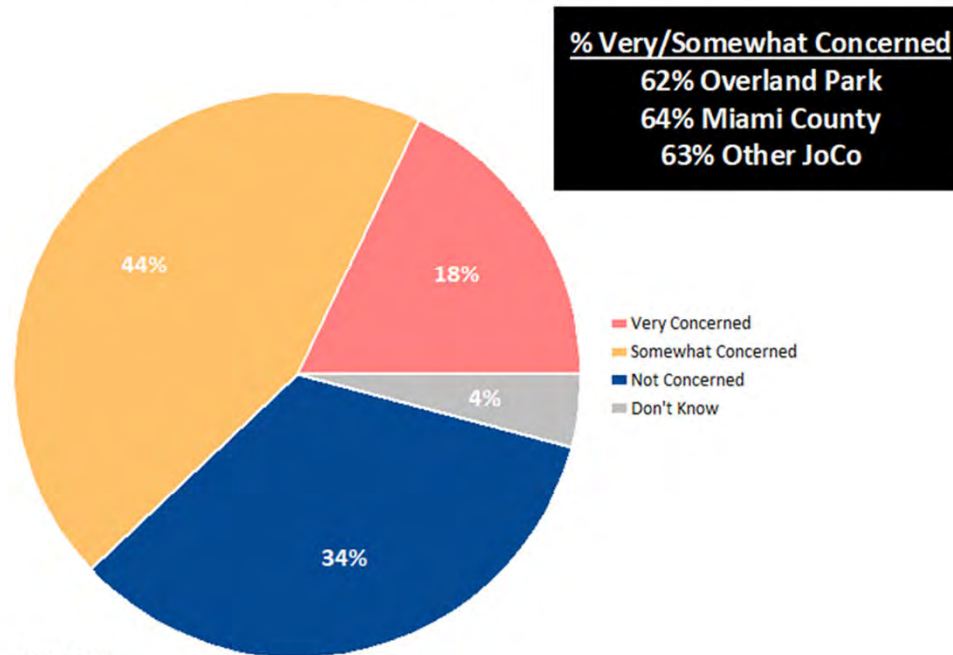
U.S. 69 is used by residents for a wide range of reasons



SURVEY FINDINGS

Q7. How concerned are you with driver safety when you travel on U.S. 69 between 103rd and 179th Streets? Would you say you are...

by percentage of respondents



Source: ETC Institute (2020)

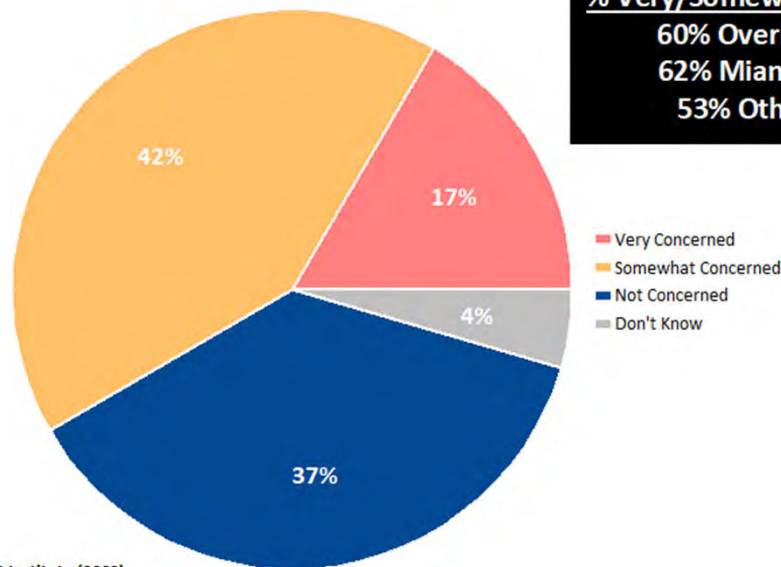
**6 of 10
residents are
concerned
about driver
safety on
U.S. 69**



SURVEY FINDINGS

Q8. How concerned are you with predictable travel times when you travel on U.S. 69 between 103rd and 179th Streets? Would you say you are...

by percentage of respondents



Source: ETC Institute (2020)

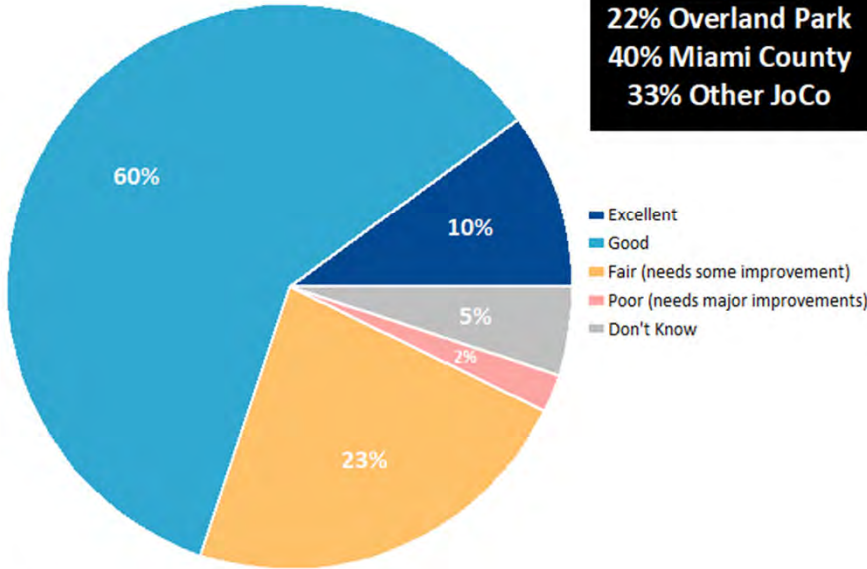
6 of 10 residents are concerned about the predictability of travel times on U.S. 69



SURVEY FINDINGS

Q9. How would you rate the condition of the road surface on U.S. 69 between 103rd and 179th Streets? Would you rate it as...

by percentage of respondents



1/4th of residents think the road surface in the study area needs improvements

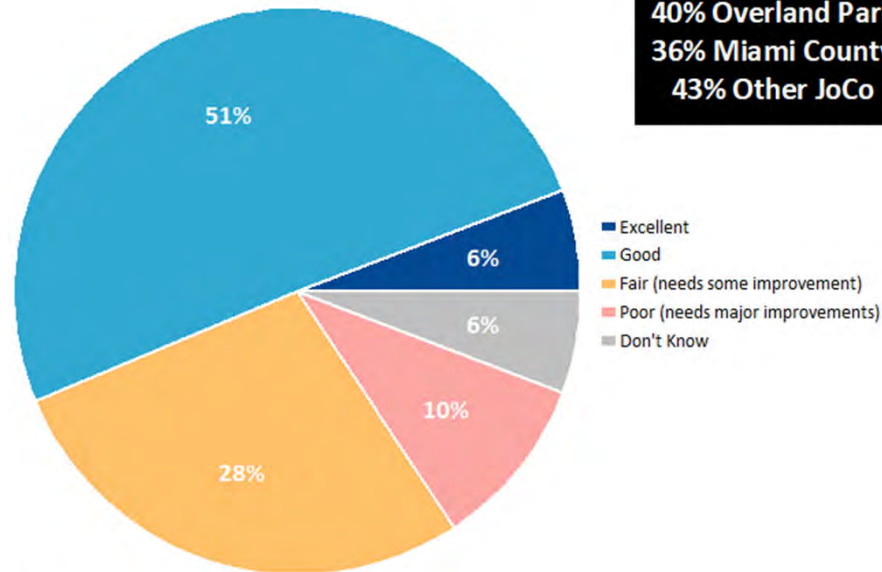
Source: ETC Institute (2020)



SURVEY FINDINGS

Q10. How would you rate the condition of the interchanges (on/off ramps) on U.S. 69 between 103rd and 179th Streets? Would you rate them as...

by percentage of respondents



% Fair/Poor
 40% Overland Park
 36% Miami County
 43% Other JoCo

41% think interchanges in the study area need improvements

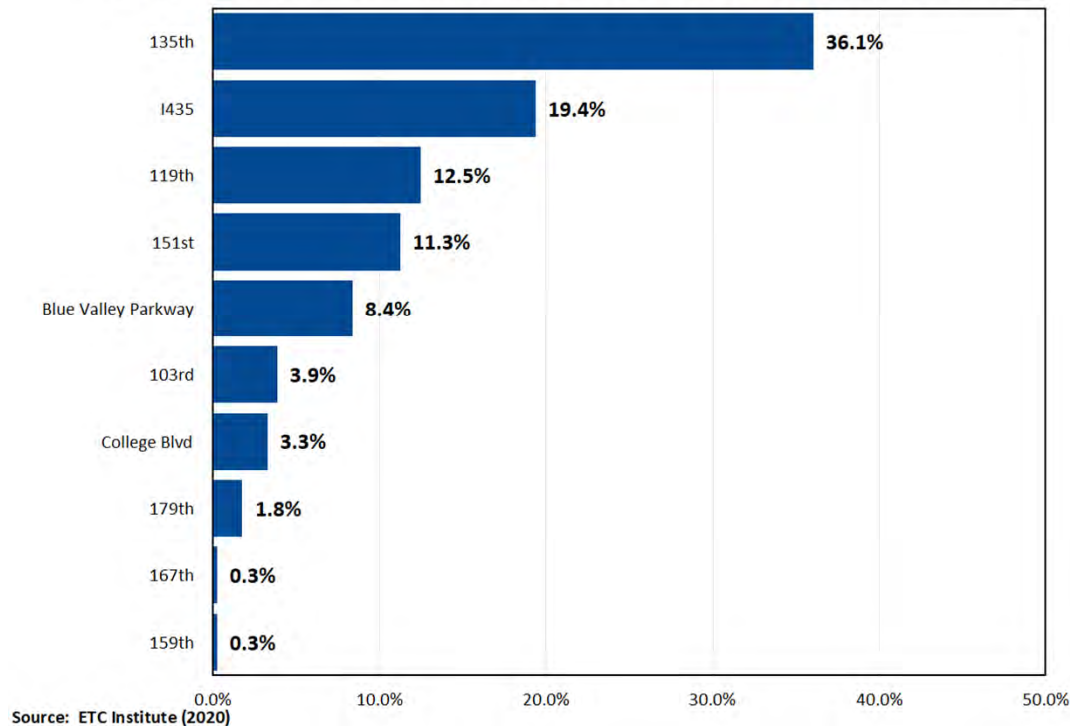
Source: ETC Institute (2020)



SURVEY FINDINGS

Q10a. Which interchange needs the most improvement?

by percentage of respondents that rated the interchange(s) as fair or poor (multiple choices could be made)



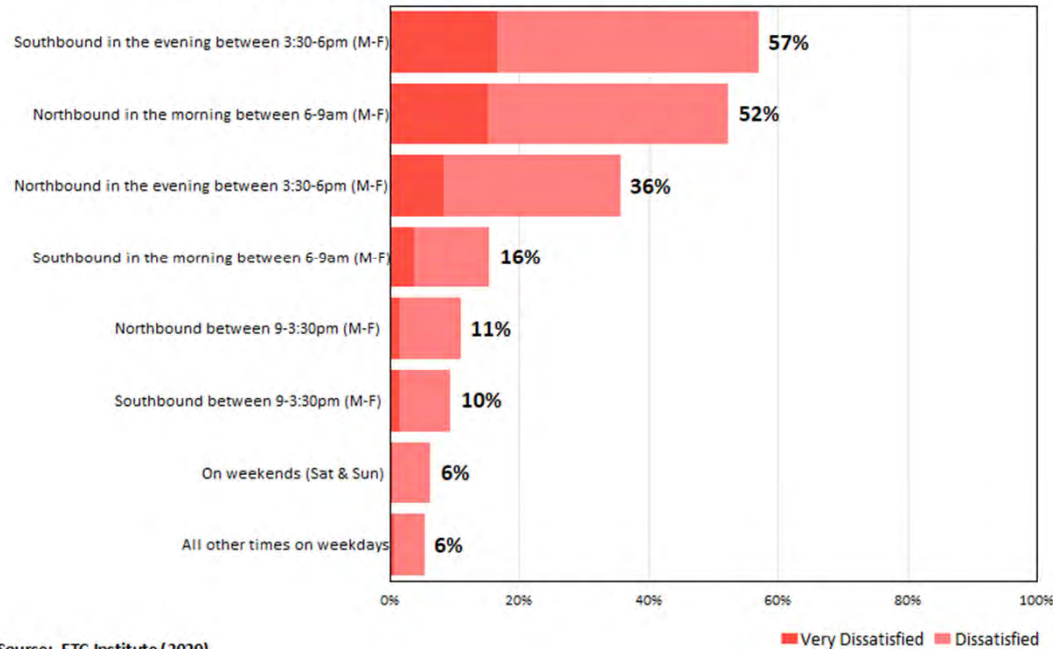
135th Street
was mentioned
nearly twice as
often as any
other
interchange



SURVEY FINDINGS

Q11. How satisfied were you with the flow of traffic on U.S. 69 between 103rd and 179th Streets during the following time periods prior to the COVID-19 Pandemic?

by percentage of respondents who were "very dissatisfied" or "dissatisfied" (without "don't know")



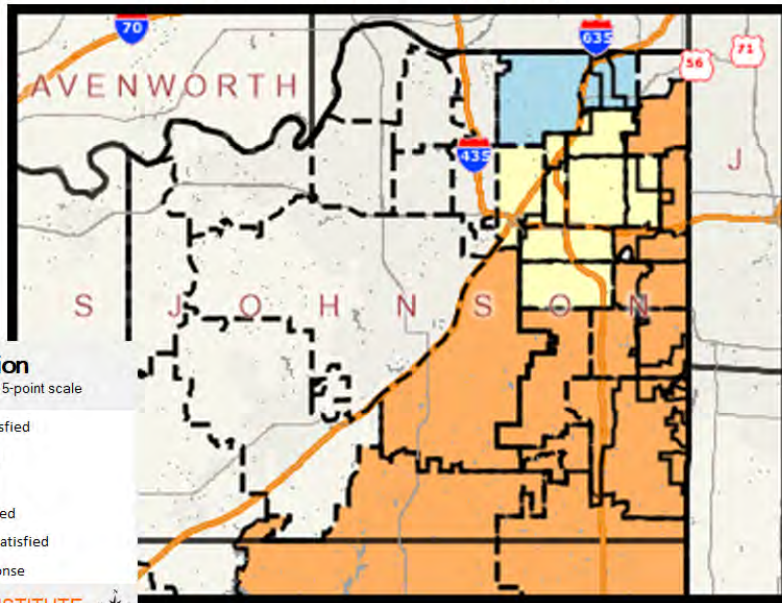
Source: ETC Institute (2020)

A majority were dissatisfied with traffic flow from 6-9am northbound & 3-6pm southbound on weekdays

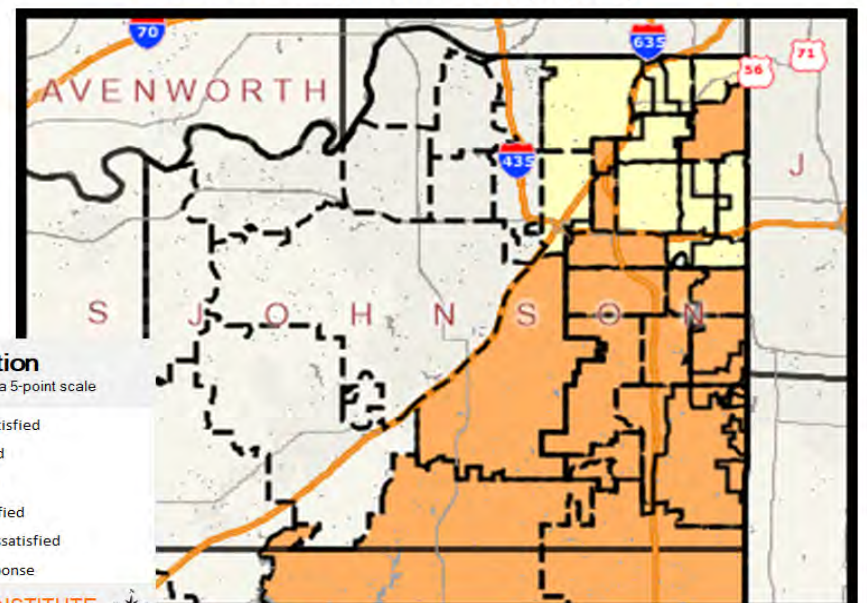


SURVEY FINDINGS

Q11[01]. How satisfied were you with the flow of traffic on U.S. 69 between 103rd and 179th Streets NORTHBOUND in the morning between 6-9am on weekdays (M-F)?



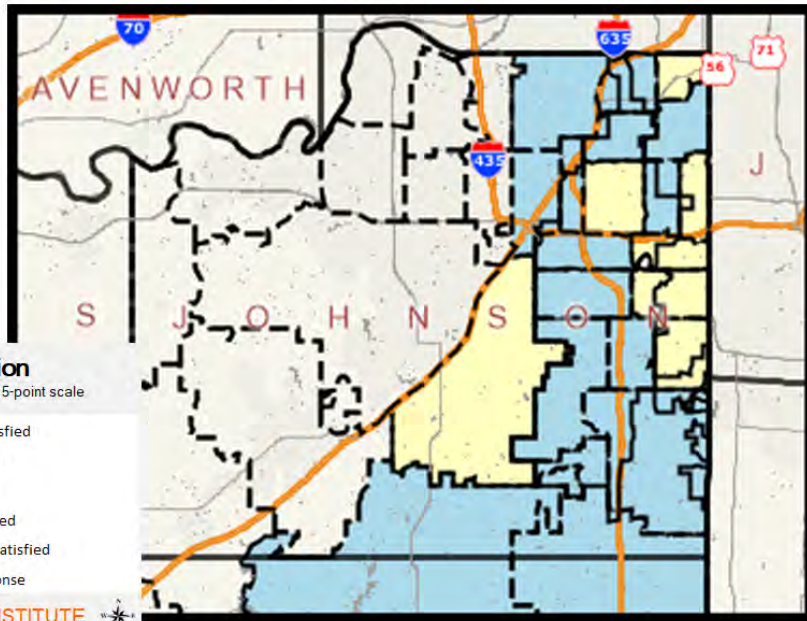
Q11[06]. How satisfied were you with the flow of traffic on U.S. 69 between 103rd and 179th Streets SOUTHBOUND in the evening between 3:30-6pm on weekdays (M-F)?



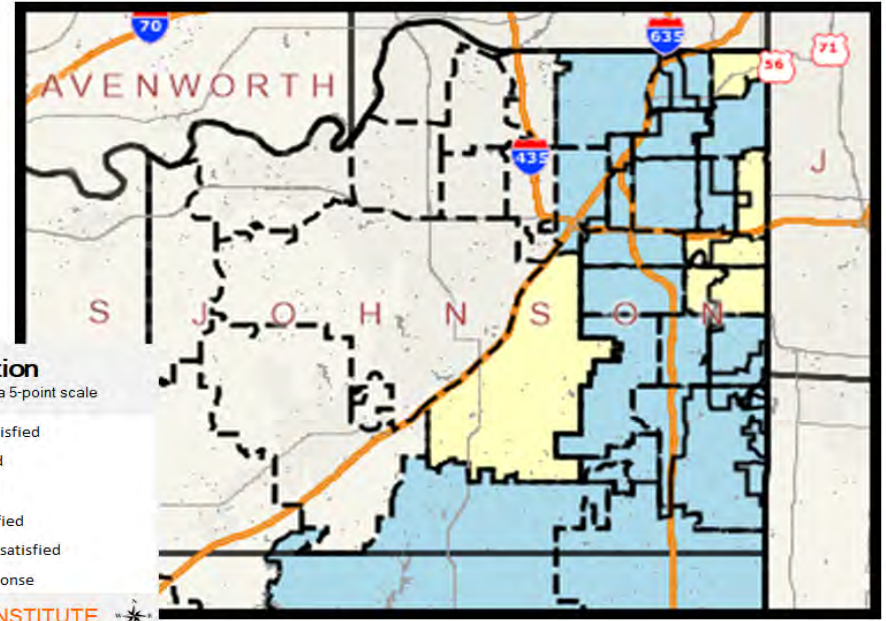
SURVEY FINDINGS



Q11[03]. How satisfied were you with the flow of traffic on U.S. 69 between 103rd and 179th Streets NORTHBOUND between 9-3:30pm on weekdays (M-F)?



Q11[04]. How satisfied were you with the flow of traffic on U.S. 69 between 103rd and 179th Streets SOUTHBOUND between 9-3:30pm on weekdays (M-F)?

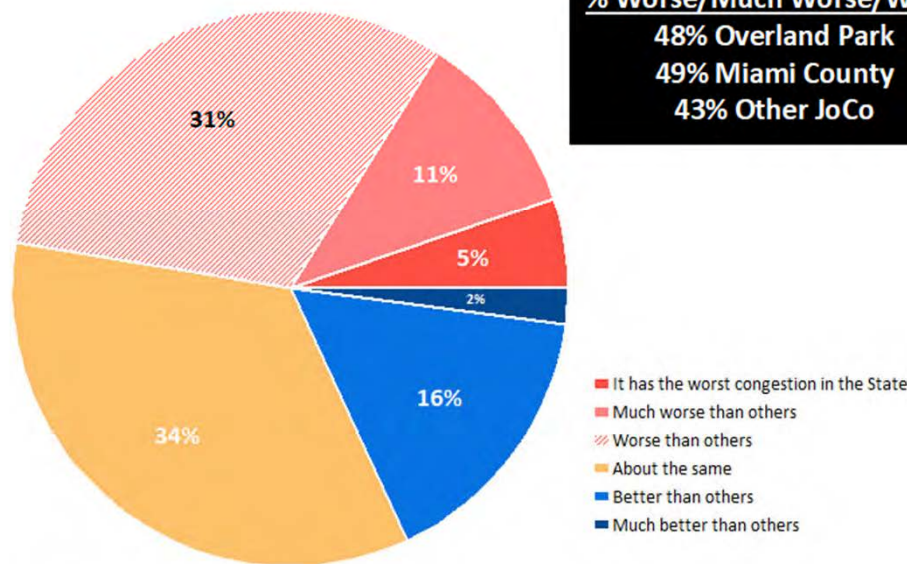




SURVEY FINDINGS

Q12. How does congestion on U.S. 69 compare to other highways in Kansas?

by percentage of respondents



Source: ETC Institute (2020)

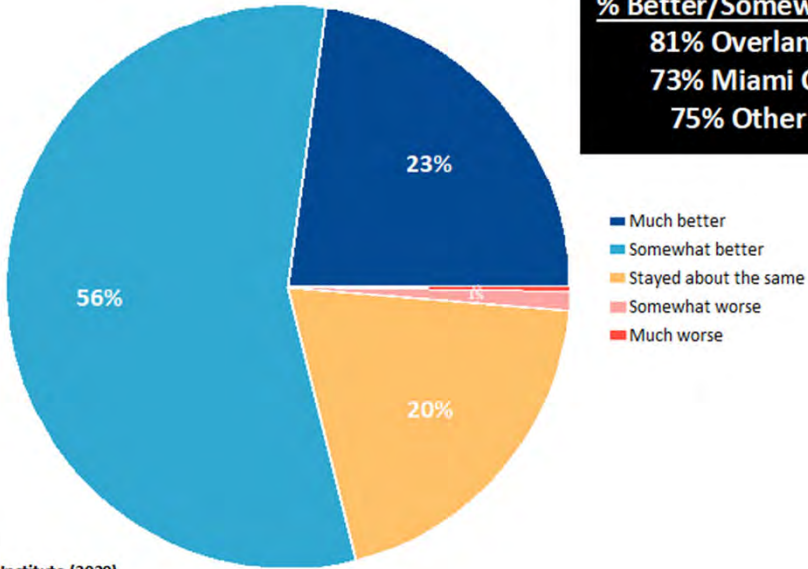
Nearly half think traffic flow is worse on U.S. 69 than other Kansas highways



SURVEY FINDINGS

Q13. In general, how do you think traffic flow on U.S. 69 has changed since the beginning of the COVID-19 Pandemic? Would you say it has gotten...

by percentage of respondents



% Better/Somewhat Better
 81% Overland Park
 73% Miami County
 75% Other JoCo

- Much better
- Somewhat better
- Stayed about the same
- Somewhat worse
- Much worse

Source: ETC Institute (2020)

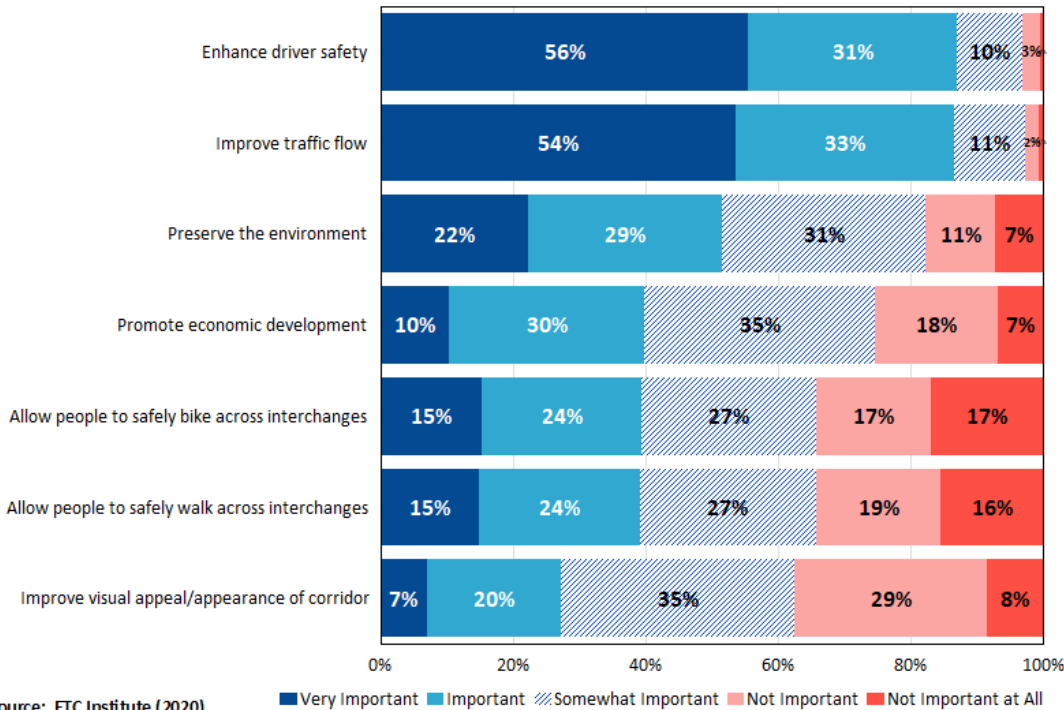
Most residents think traffic flow on U.S. 69 has improved on since the pandemic began



SURVEY FINDINGS

Q14. Please rate how important the following issues should be in determining the types of improvements (if any) that could be made to U.S. 69 between 103rd and 179th Streets.

by percentage of respondents (without "don't know")



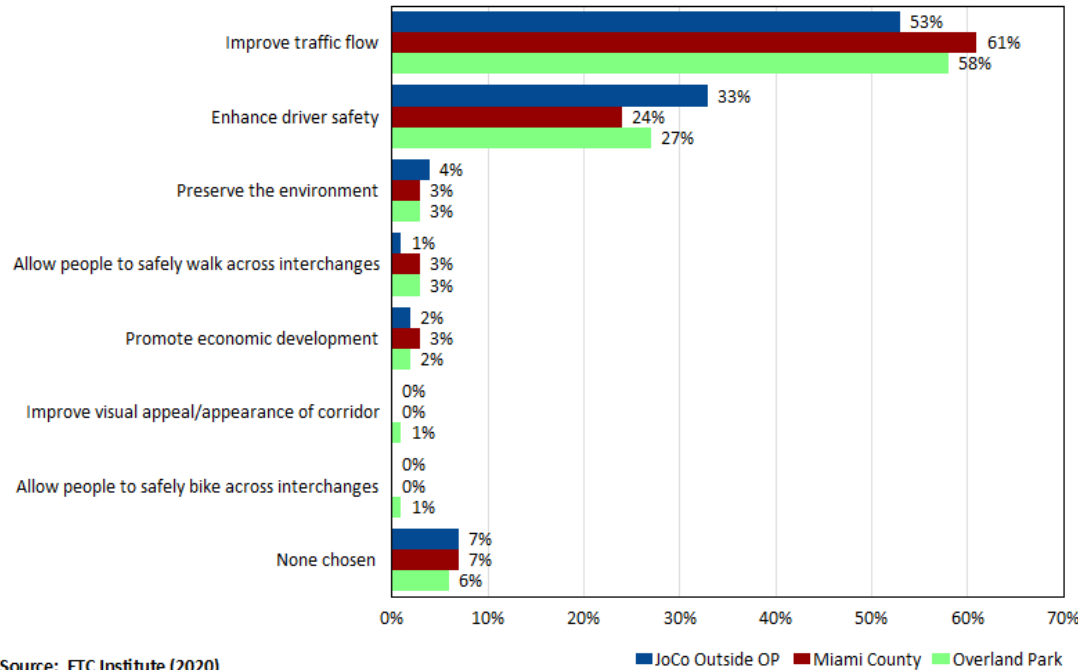
Driver safety and traffic flow are both very important issues



SURVEY FINDINGS

Q15. Of the issues listed in Question 14, which do you think should be most important in determining the types of improvements (if any) that are made to U.S. 69 between 103rd and 179th Streets?

by percentage of respondents who selected the items as one of their top choice



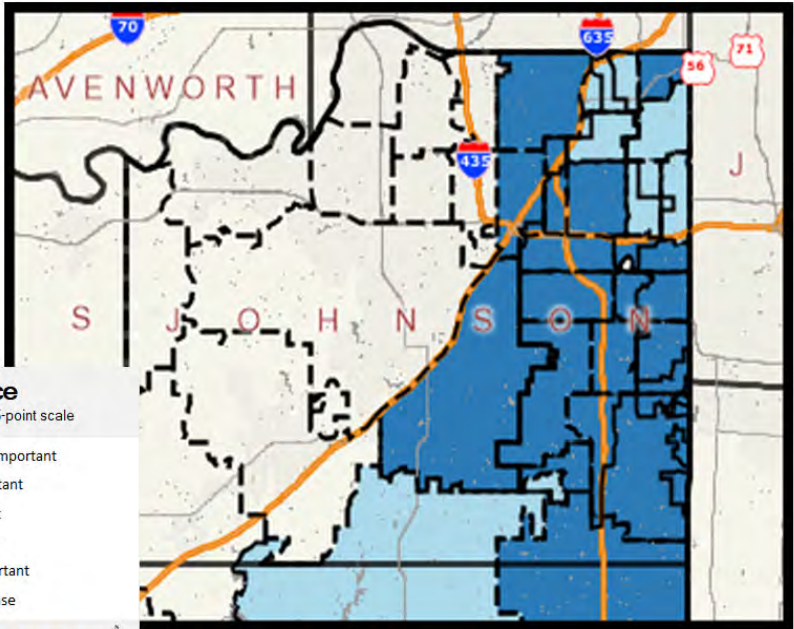
Source: ETC Institute (2020)

Improving traffic flow is the #1 issue for residents

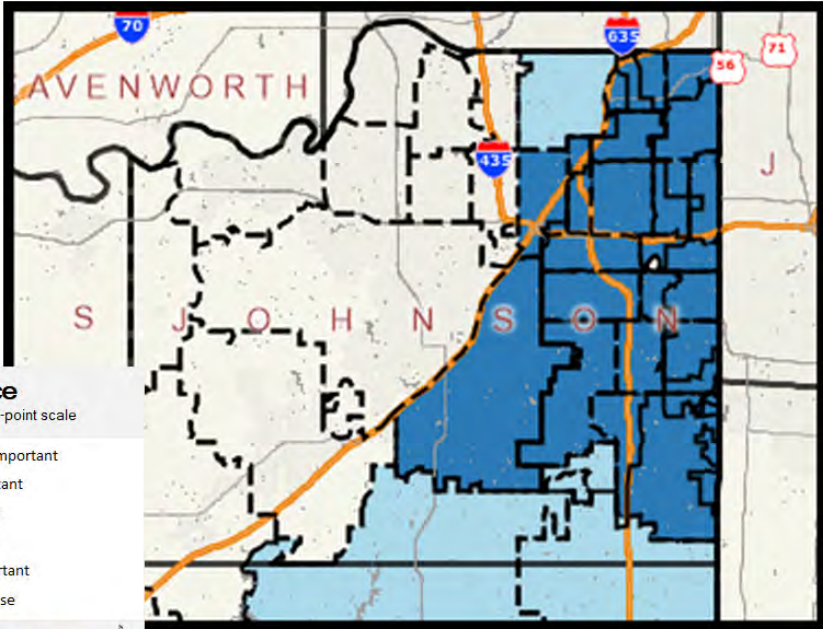


SURVEY FINDINGS

Q14[01]. Please rate how important it is to improve traffic flow.



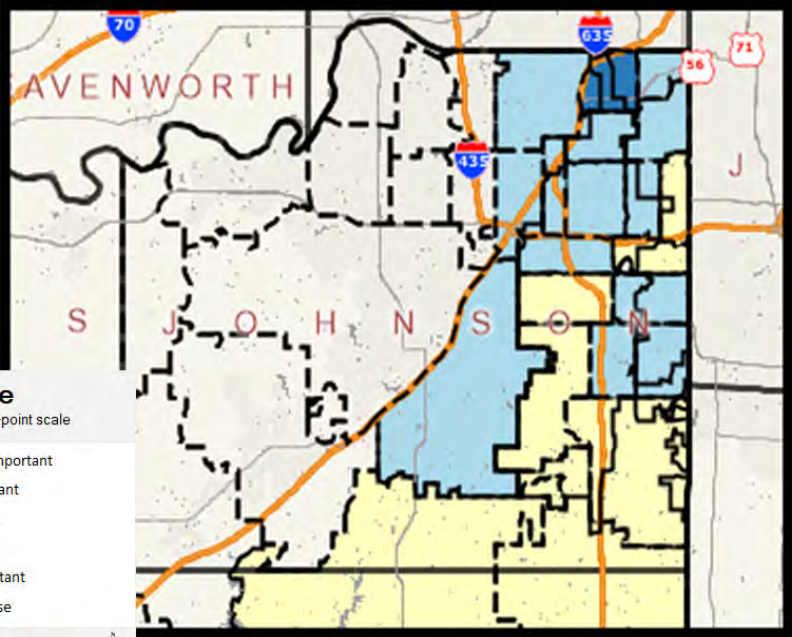
Q14[04]. Please rate how important it is to enhance driver safety.



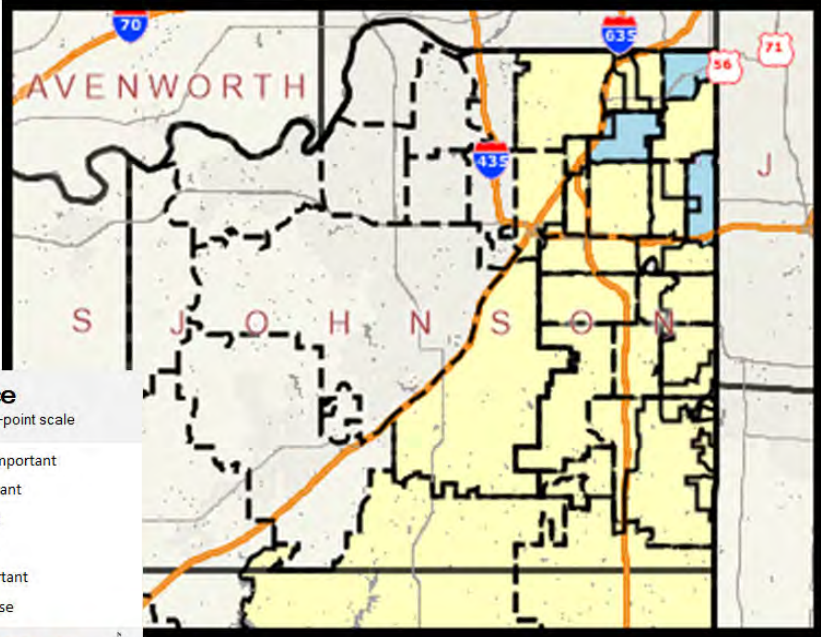
SURVEY FINDINGS



Q14[07]. Please rate how important it is to preserve the environment.



Q14[05]. Please rate how important it is to allow people to safely walk across interchanges.

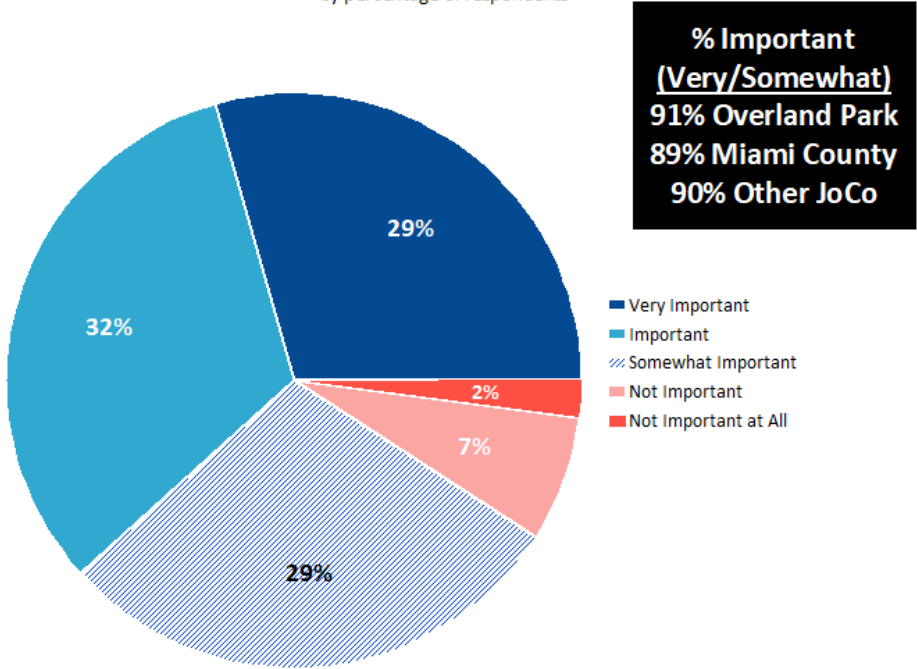




SURVEY FINDINGS

Q16. Overall, how important do you think it is to make improvements to U.S. 69 between 103rd and 179th Streets?

by percentage of respondents



9 of 10 residents think it is important to make improvements to U.S. 69

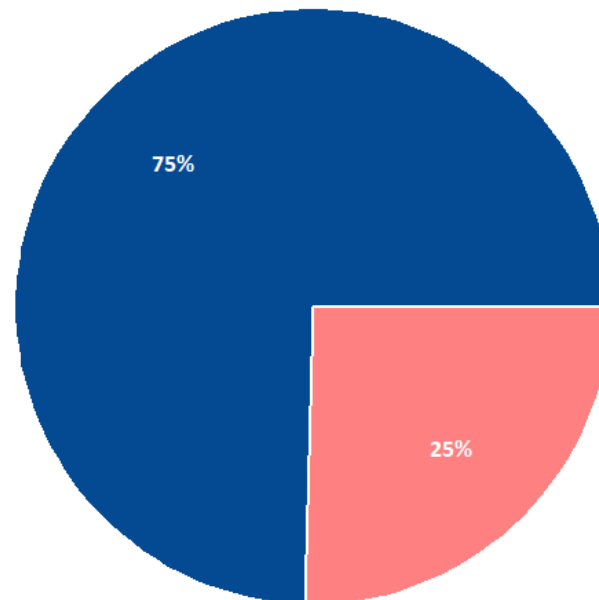
Source: ETC Institute (2020)



SURVEY FINDINGS

Q17. Have you seen "express toll lanes" in urban areas of other states like Texas, Colorado, or Minnesota where drivers can choose to pay a toll to drive in an express lane that bypasses congestion in untolled lanes?

by percentage of respondents



% YES by Location
75% Overland Park
75% Miami County
74% Other JoCo

**3 of 4
residents have
seen "express
toll lanes" in
other states**

Source: ETC Institute (2020)

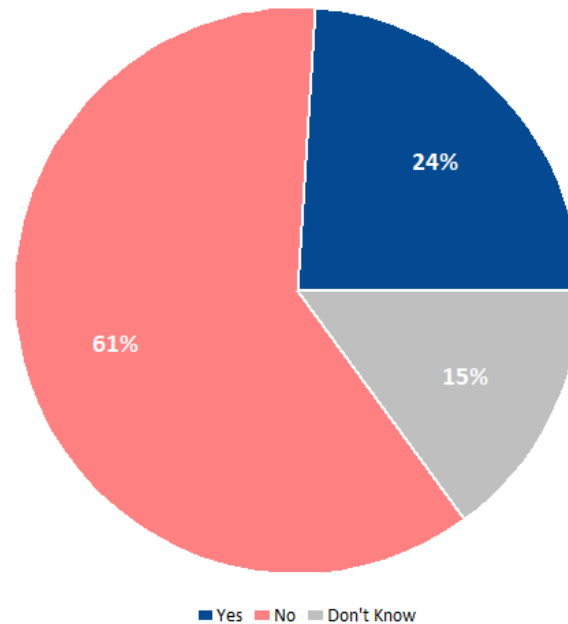
■ Yes ■ No



SURVEY FINDINGS

Q18. Do you generally like the idea of being able to pay a toll to bypass congestion?

by percentage of respondents



Source: ETC Institute (2020)

ALL RESPONDENTS

% YES by Location
24% Overland Park
19% Miami County
29% Other JoCo

RESPONDENTS WHO REPORTED SEEING "EXPRESS TOLL LANES" ONLY

% YES by Location
31% Overland Park
27% Miami County
39% Other JoCo

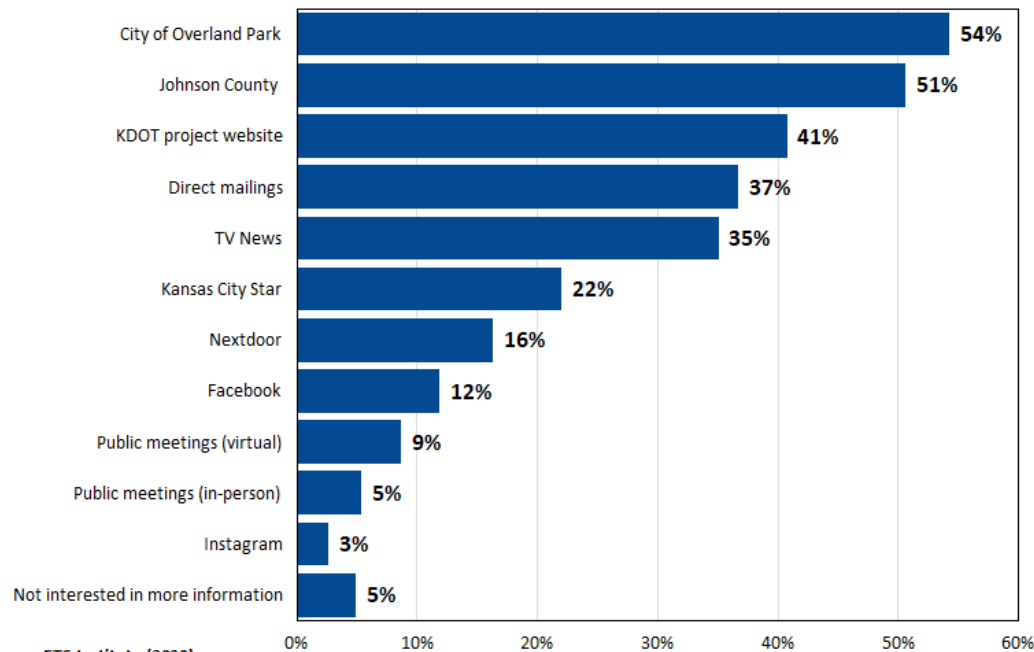
A majority do NOT currently like the idea of paying tolls to bypass congestion



SURVEY FINDINGS

Q19. From which of the following sources would you prefer to get information about improvements that are being considered to U.S. 69 between 103rd and 179th Streets?

by percentage of respondents (multiple choices could be made)



Source: ETC Institute (2020)

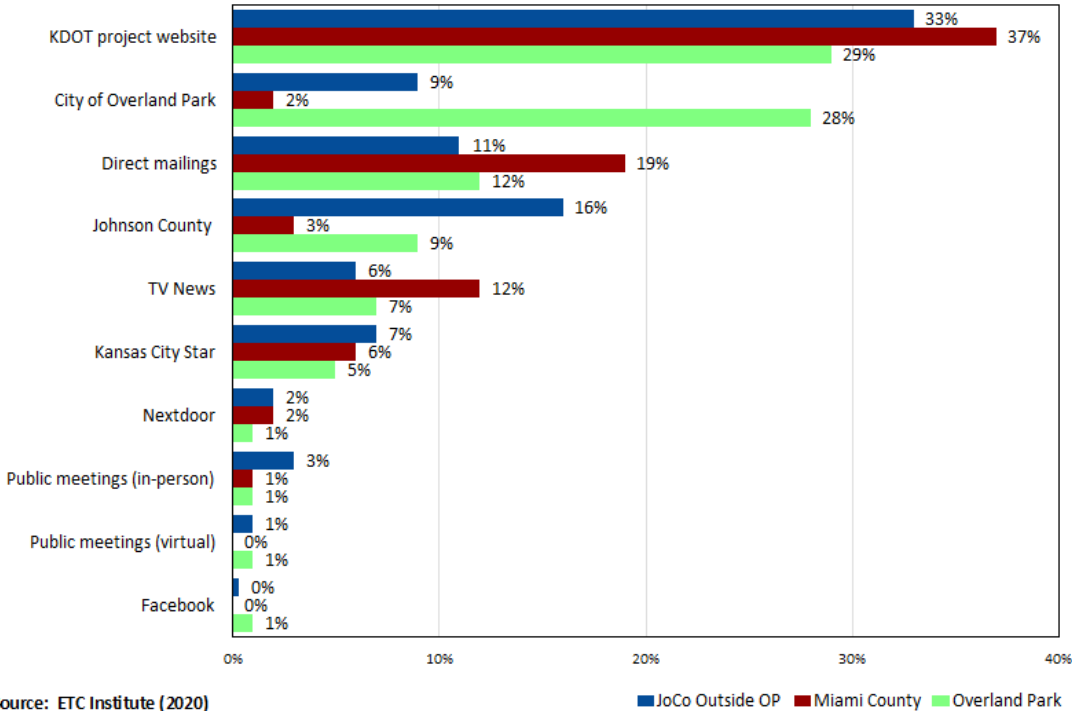
Overland Park and Johnson County Would Be the Preferred Sources of Information



SURVEY FINDINGS

Q20. From the list in Question 19, which source do you trust most?

by percentage of respondents who selected the item as their top choice
(sources with 0% are not shown)



KDOT’s Project Website Would Be the Most Trusted Source of Information

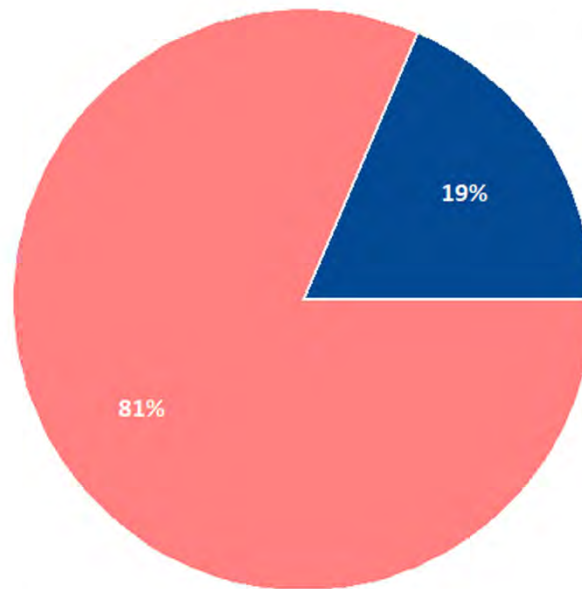
CT1



SURVEY FINDINGS

Q21. Would you be interested in participating in future meetings and/or focus groups about improvements to U.S. 69 between 103rd and 179th Streets? These meetings may be conducted virtually.

by percentage of respondents



% YES by Location
180 Overland Park
14 Miami County
43 Other JoCo

Virtual Focus Groups
Planned for
Mid-December

**Interest in
Focus Groups
Was High!**

Source: ETC Institute (2020)

■ Yes ■ No

Section 2

Crosstabulations by Area

Q1. Before receiving this survey, did you know that KDOT was studying improvements to U.S. 69 between 103rd and 179th Streets?

N=1270

Location			Total
JoCo Outside OP	Miami County	Overland Park	

Q1. Did you know that KDOT was studying improvements to U.S. 69 between 103rd & 179th Streets before receiving this survey

Yes	29.7%	44.9%	45.7%	41.8%
No	70.3%	55.1%	54.3%	58.2%

Q2. Prior to the COVID-19 Pandemic, how frequently did you travel on U.S. 69 between 103rd and 179th Streets?

N=1270

	Location			Total
	JoCo Outside OP	Miami County	Overland Park	

Q2. How frequently did you travel on U.S. 69 between 103rd & 179th Streets prior to COVID-19 Pandemic

Almost daily	21.0%	58.5%	41.9%	38.5%
A few times a week	22.3%	24.6%	26.8%	25.5%
At least once a week	19.3%	13.6%	12.7%	14.3%
At least once a month	23.3%	2.5%	12.1%	13.9%
Less than once per month	13.3%	0.8%	6.6%	7.6%
Never	0.0%	0.0%	0.0%	0.0%
Not provided	0.7%	0.0%	0.0%	0.2%

Q3. For how many years have you been driving on U.S. 69 between 103rd and 179th Streets?

N=1270

	Location			Total
	JoCo Outside OP	Miami County	Overland Park	

Q3. For how many years have you been driving on U.S. 69 between 103rd & 179th Streets

Less than 5 years	5.3%	6.8%	8.9%	7.9%
6-10 years	10.7%	10.2%	15.8%	14.1%
10+ years	82.3%	82.2%	74.1%	76.8%
Don't remember	1.7%	0.8%	1.2%	1.3%

Q4. Which ONE of the following describes the location of your home?

N=1270

	Location			Total
	JoCo Outside OP	Miami County	Overland Park	

Q4. Location of your home

North of 103rd Street	37.0%	0.0%	26.4%	26.5%
Between 103rd & 179th Streets	49.0%	0.0%	72.5%	60.2%
South of 179th Street	12.3%	100.0%	1.1%	12.9%
Not provided	1.7%	0.0%	0.0%	0.4%

Q5. Which of the following ways did you typically use U.S. 69 between 103rd and 179th Streets before the COVID-19 Pandemic?

N=1270

	Location		Total
	JoCo Outside OP	Miami County	Overland Park

Q5. Which ways did you typically use U.S. 69 between 103rd & 179th Streets before COVID-19 Pandemic

I used U.S. 69 to travel between my home & destinations south of 103rd Street	29.7%	15.3%	21.7%	23.0%
I used U.S. 69 to travel between my home & destinations north of 103rd Street	13.0%	22.0%	21.4%	19.4%
I used U.S. 69 to travel between my home & destinations between 103rd & 179th Streets	27.3%	25.4%	20.2%	22.4%
All options were about equal	28.7%	37.3%	36.4%	34.6%
Not provided	1.3%	0.0%	0.4%	0.6%

Q6. For which of the following reasons did you typically travel on U.S. 69 between 103rd and 179th Streets prior to the COVID-19 Pandemic?

N=1270

	Location		Total
	JoCo Outside OP	Miami County	Overland Park

Q6. For which reasons did you typically travel on U.S. 69 between 103rd & 179th Streets prior to COVID-19 Pandemic

Go to work/business-related travel	44.7%	79.7%	56.7%	56.0%
Visit friends/relatives	46.7%	54.2%	55.9%	53.5%
For recreation or entertainment (includes sporting events)	48.3%	61.0%	58.9%	56.6%
Shop/run errands	68.3%	85.6%	77.6%	76.1%
Get medical attention	30.3%	60.2%	33.3%	35.1%
Go to school/college	4.3%	8.5%	6.3%	6.1%
Other	2.3%	1.7%	2.1%	2.1%

Q7. How concerned are you with driver safety when you travel on U.S. 69 between 103rd and 179th Streets? Would you say you are...

N=1270

	Location			Total
	JoCo Outside OP	Miami County	Overland Park	

Q7. How concerned are you with driver safety when you travel on U.S. 69 between 103rd & 179th Streets

Very concerned	16.3%	21.2%	18.8%	18.4%
Somewhat concerned	46.3%	43.2%	43.0%	43.8%
Not concerned	32.7%	33.1%	35.0%	34.3%
Don't know	4.7%	2.5%	3.3%	3.5%

WITHOUT "DON'T KNOW"**Q7. How concerned are you with driver safety when you travel on U.S. 69 between 103rd and 179th Streets? Would you say you are... (without "don't know")**

N=1270

	Location			Total
	JoCo Outside OP	Miami County	Overland Park	

Q7. How concerned are you with driver safety when you travel on U.S. 69 between 103rd & 179th Streets

Very concerned	17.1%	21.7%	19.4%	19.1%
Somewhat concerned	48.6%	44.3%	44.4%	45.4%
Not concerned	34.3%	33.9%	36.2%	35.5%

Q8. How concerned are you with predictable travel times when you travel on U.S. 69 between 103rd and 179th Streets? Would you say you are...

N=1270

	Location			Total
	JoCo Outside OP	Miami County	Overland Park	

Q8. How concerned are you with predictable travel times when you travel on U.S. 69 between 103rd & 179th Streets

Very concerned	11.0%	23.7%	17.6%	16.6%
Somewhat concerned	41.7%	38.1%	42.1%	41.7%
Not concerned	40.3%	37.3%	36.3%	37.3%
Don't know	7.0%	0.8%	4.0%	4.4%

WITHOUT "DON'T KNOW"

Q8. How concerned are you with predictable travel times when you travel on U.S. 69 between 103rd and 179th Streets? Would you say you are... (without "don't know")

N=1270

	Location			Total
	JoCo Outside OP	Miami County	Overland Park	

Q8. How concerned are you with predictable travel times when you travel on U.S. 69 between 103rd & 179th Streets

Very concerned	11.8%	23.9%	18.3%	17.4%
Somewhat concerned	44.8%	38.5%	43.9%	43.6%
Not concerned	43.4%	37.6%	37.8%	39.0%

Q9. How would you rate the condition of the road surface on U.S. 69 between 103rd and 179th Streets? Would you rate it as...

N=1270

	Location			Total
	JoCo Outside OP	Miami County	Overland Park	

Q9. How would you rate condition of road surface on U.S. 69 between 103rd & 179th Streets

Excellent	7.7%	7.6%	11.2%	10.0%
Good	54.3%	51.7%	63.1%	60.0%
Fair (needs some improvement)	27.0%	33.9%	20.0%	22.9%
Poor (needs major improvements)	3.3%	5.1%	1.3%	2.1%
Don't know	7.7%	1.7%	4.5%	5.0%

WITHOUT "DON'T KNOW"

Q9. How would you rate the condition of the road surface on U.S. 69 between 103rd and 179th Streets? Would you rate it as... (without "don't know")

N=1270

	Location			Total
	JoCo Outside OP	Miami County	Overland Park	

Q9. How would you rate condition of road surface on U.S. 69 between 103rd & 179th Streets

Excellent	8.3%	7.8%	11.7%	10.5%
Good	58.8%	52.6%	66.1%	63.1%
Fair (needs some improvement)	29.2%	34.5%	20.9%	24.1%
Poor (needs major improvements)	3.6%	5.2%	1.4%	2.2%

Q10. How would you rate the condition of the interchanges (on/off ramps) on U.S. 69 between 103rd and 179th Streets? Would you rate them as...

N=1270

	Location			Total
	JoCo Outside OP	Miami County	Overland Park	

Q10. How would you rate condition of interchanges on U.S. 69 between 103rd & 179th Streets

Excellent	5.0%	7.6%	5.8%	5.7%
Good	47.7%	55.9%	50.7%	50.5%
Fair (needs some improvement)	30.0%	22.9%	28.2%	28.1%
Poor (needs major improvements)	10.0%	12.7%	9.6%	10.0%
Don't know	7.3%	0.8%	5.8%	5.7%

WITHOUT "DON'T KNOW"

Q10. How would you rate the condition of the interchanges (on/off ramps) on U.S. 69 between 103rd and 179th Streets? Would you rate them as... (without "don't know")

N=1270

	Location			Total
	JoCo Outside OP	Miami County	Overland Park	

Q10. How would you rate condition of interchanges on U.S. 69 between 103rd & 179th Streets

Excellent	5.4%	7.7%	6.1%	6.1%
Good	51.4%	56.4%	53.8%	53.5%
Fair (needs some improvement)	32.4%	23.1%	29.9%	29.8%
Poor (needs major improvements)	10.8%	12.8%	10.2%	10.6%

Q10a. Which interchange needs the most improvement?

<u>Q10a. Which interchange needs most improvement</u>	<u>Number</u>	<u>Percent</u>
103rd	13	3.9 %
119th	42	12.5 %
135th	121	36.1 %
151st	38	11.3 %
159th	1	0.3 %
167th	1	0.3 %
179th	6	1.8 %
All	8	2.4 %
All except 159th	1	0.3 %
Blue Valley Parkway	28	8.4 %
College Blvd	11	3.3 %
I435	65	19.4 %
Total	335	100.0 %

Q11. How satisfied were you with the flow of traffic on U.S. 69 between 103rd and 179th Streets during the following time periods prior to the COVID-19 Pandemic?

N=1270

	Location			Total
	JoCo Outside OP	Miami County	Overland Park	

Q11-1. Northbound in the morning between 6-9am on weekdays (M-F)

Very satisfied	1.3%	4.2%	2.7%	2.5%
Satisfied	10.7%	11.9%	10.9%	10.9%
Neutral	18.7%	25.4%	18.2%	19.0%
Dissatisfied	16.0%	32.2%	27.7%	25.4%
Very dissatisfied	7.0%	17.8%	10.6%	10.4%
Don't know	46.3%	8.5%	29.9%	31.8%

Q11-2. Southbound in the morning between 6-9am on weekdays (M-F)

Very satisfied	5.7%	9.3%	5.0%	5.6%
Satisfied	19.7%	15.3%	22.1%	20.9%
Neutral	17.0%	22.0%	20.2%	19.6%
Dissatisfied	5.0%	6.8%	6.7%	6.3%
Very dissatisfied	2.3%	5.1%	1.6%	2.1%
Don't know	50.3%	41.5%	44.4%	45.5%

Q11. How satisfied were you with the flow of traffic on U.S. 69 between 103rd and 179th Streets during the following time periods prior to the COVID-19 Pandemic?

N=1270

	Location			Total
	JoCo Outside OP	Miami County	Overland Park	

Q11-3. Northbound between 9-3:30pm on weekdays (M-F)

Very satisfied	7.3%	17.8%	9.7%	9.9%
Satisfied	26.7%	33.1%	33.9%	32.1%
Neutral	24.3%	28.0%	21.4%	22.7%
Dissatisfied	8.0%	4.2%	7.0%	7.0%
Very dissatisfied	1.0%	0.8%	1.2%	1.1%
Don't know	32.7%	16.1%	26.8%	27.2%

Q11-4. Southbound between 9-3:30pm on weekdays (M-F)

Very satisfied	7.3%	17.8%	10.3%	10.3%
Satisfied	27.7%	31.4%	34.7%	32.8%
Neutral	25.3%	25.4%	21.1%	22.5%
Dissatisfied	7.3%	5.1%	5.4%	5.8%
Very dissatisfied	0.7%	1.7%	1.2%	1.1%
Don't know	31.7%	18.6%	27.2%	27.5%

Q11. How satisfied were you with the flow of traffic on U.S. 69 between 103rd and 179th Streets during the following time periods prior to the COVID-19 Pandemic?

N=1270

	Location			Total
	JoCo Outside OP	Miami County	Overland Park	

Q11-5. Northbound in the evening between 3:30-6pm on weekdays (M-F)

Very satisfied	2.7%	5.1%	2.8%	3.0%
Satisfied	16.3%	23.7%	19.5%	19.1%
Neutral	22.7%	28.0%	24.2%	24.2%
Dissatisfied	16.7%	16.1%	21.2%	19.7%
Very dissatisfied	6.7%	7.6%	5.5%	6.0%
Don't know	35.0%	19.5%	26.8%	28.0%

Q11-6. Southbound in the evening between 3:30-6pm on weekdays (M-F)

Very satisfied	3.3%	3.4%	2.3%	2.7%
Satisfied	10.7%	14.4%	11.6%	11.7%
Neutral	19.0%	21.2%	19.5%	19.5%
Dissatisfied	25.0%	35.6%	33.7%	31.8%
Very dissatisfied	11.0%	16.9%	13.3%	13.1%
Don't know	31.0%	8.5%	19.6%	21.3%

Q11. How satisfied were you with the flow of traffic on U.S. 69 between 103rd and 179th Streets during the following time periods prior to the COVID-19 Pandemic?

N=1270

	Location			Total
	JoCo Outside OP	Miami County	Overland Park	

Q11-7. All other times on weekdays

Very satisfied	6.7%	14.4%	10.8%	10.2%
Satisfied	33.7%	37.3%	36.2%	35.7%
Neutral	29.0%	33.1%	29.1%	29.4%
Dissatisfied	3.3%	4.2%	4.0%	3.9%
Very dissatisfied	0.7%	0.8%	0.5%	0.6%
Don't know	26.7%	10.2%	19.5%	20.3%

Q11-8. On weekends (Sat & Sun)

Very satisfied	11.3%	21.2%	17.0%	16.1%
Satisfied	38.7%	49.2%	42.3%	42.0%
Neutral	24.0%	22.0%	24.1%	23.9%
Dissatisfied	5.3%	2.5%	5.4%	5.1%
Very dissatisfied	1.0%	1.7%	0.2%	0.6%
Don't know	19.7%	3.4%	11.0%	12.4%

WITHOUT "DON'T KNOW"**Q11. How satisfied were you with the flow of traffic on U.S. 69 between 103rd and 179th Streets during the following time periods prior to the COVID-19 Pandemic? (without "don't know")**

N=1270

	Location			Total
	JoCo Outside OP	Miami County	Overland Park	

Q11-1. Northbound in the morning between 6-9am on weekdays (M-F)

Very satisfied	2.5%	4.6%	3.9%	3.7%
Satisfied	19.9%	13.0%	15.6%	16.1%
Neutral	34.8%	27.8%	26.0%	27.8%
Dissatisfied	29.8%	35.2%	39.5%	37.2%
Very dissatisfied	13.0%	19.4%	15.1%	15.2%

Q11-2. Southbound in the morning between 6-9am on weekdays (M-F)

Very satisfied	11.4%	15.9%	9.1%	10.3%
Satisfied	39.6%	26.1%	39.7%	38.3%
Neutral	34.2%	37.7%	36.3%	36.0%
Dissatisfied	10.1%	11.6%	12.0%	11.6%
Very dissatisfied	4.7%	8.7%	3.0%	3.9%

WITHOUT "DON'T KNOW"**Q11. How satisfied were you with the flow of traffic on U.S. 69 between 103rd and 179th Streets during the following time periods prior to the COVID-19 Pandemic? (without "don't know")**

N=1270

	Location			Total
	JoCo Outside OP	Miami County	Overland Park	

Q11-3. Northbound between 9-3:30pm on weekdays (M-F)

Very satisfied	10.9%	21.2%	13.3%	13.6%
Satisfied	39.6%	39.4%	46.3%	44.1%
Neutral	36.1%	33.3%	29.2%	31.1%
Dissatisfied	11.9%	5.1%	9.6%	9.6%
Very dissatisfied	1.5%	1.0%	1.6%	1.5%

Q11-4. Southbound between 9-3:30pm on weekdays (M-F)

Very satisfied	10.7%	21.9%	14.2%	14.2%
Satisfied	40.5%	38.5%	47.7%	45.2%
Neutral	37.1%	31.3%	29.0%	31.1%
Dissatisfied	10.7%	6.3%	7.4%	8.0%
Very dissatisfied	1.0%	2.1%	1.6%	1.5%

WITHOUT "DON'T KNOW"**Q11. How satisfied were you with the flow of traffic on U.S. 69 between 103rd and 179th Streets during the following time periods prior to the COVID-19 Pandemic? (without "don't know")**

N=1270

	Location			Total
	JoCo Outside OP	Miami County	Overland Park	

Q11-5. Northbound in the evening between 3:30-6pm on weekdays (M-F)

Very satisfied	4.1%	6.3%	3.8%	4.2%
Satisfied	25.1%	29.5%	26.6%	26.6%
Neutral	34.9%	34.7%	33.0%	33.6%
Dissatisfied	25.6%	20.0%	29.0%	27.4%
Very dissatisfied	10.3%	9.5%	7.5%	8.3%

Q11-6. Southbound in the evening between 3:30-6pm on weekdays (M-F)

Very satisfied	4.8%	3.7%	2.9%	3.4%
Satisfied	15.5%	15.7%	14.5%	14.8%
Neutral	27.5%	23.1%	24.2%	24.8%
Dissatisfied	36.2%	38.9%	41.9%	40.4%
Very dissatisfied	15.9%	18.5%	16.5%	16.6%

WITHOUT "DON'T KNOW"**Q11. How satisfied were you with the flow of traffic on U.S. 69 between 103rd and 179th Streets during the following time periods prior to the COVID-19 Pandemic? (without "don't know")**

N=1270

	Location			Total
	JoCo Outside OP	Miami County	Overland Park	

Q11-7. All other times on weekdays

Very satisfied	9.1%	16.0%	13.4%	12.7%
Satisfied	45.9%	41.5%	44.9%	44.8%
Neutral	39.5%	36.8%	36.2%	37.0%
Dissatisfied	4.5%	4.7%	5.0%	4.8%
Very dissatisfied	0.9%	0.9%	0.6%	0.7%

Q11-8. On weekends (Sat & Sun)

Very satisfied	14.1%	21.9%	19.1%	18.3%
Satisfied	48.1%	50.9%	47.5%	48.0%
Neutral	29.9%	22.8%	27.0%	27.2%
Dissatisfied	6.6%	2.6%	6.1%	5.8%
Very dissatisfied	1.2%	1.8%	0.3%	0.6%

Q12. How does congestion on U.S. 69 compare to other highways in Kansas?

N=1270

	Location			Total
	JoCo Outside OP	Miami County	Overland Park	

Q12. How does congestion on U.S. 69 compare to other highways in Kansas

It has the worst congestion in the State	0.7%	1.7%	4.7%	3.5%
Much worse than others	8.7%	11.9%	10.4%	10.2%
Worse than others	29.3%	29.7%	25.9%	27.1%
About the same	33.3%	25.4%	29.8%	30.2%
Better than others	15.3%	17.8%	12.7%	13.8%
Much better than others	2.7%	1.7%	2.5%	2.4%
Don't know	10.0%	11.9%	14.0%	12.8%

WITHOUT "DON'T KNOW"**Q12. How does congestion on U.S. 69 compare to other highways in Kansas? (without "don't know")**

N=1270

	Location			Total
	JoCo Outside OP	Miami County	Overland Park	

Q12. How does congestion on U.S. 69 compare to other highways in Kansas

It has the worst congestion in the State	0.7%	1.9%	5.5%	4.0%
Much worse than others	9.6%	13.5%	12.1%	11.7%
Worse than others	32.6%	33.7%	30.2%	31.1%
About the same	37.0%	28.8%	34.7%	34.7%
Better than others	17.0%	20.2%	14.7%	15.8%
Much better than others	3.0%	1.9%	2.9%	2.8%

Q13. In general, how do you think traffic flow on U.S. 69 has changed since the beginning of the COVID-19 Pandemic? Would you say it has gotten...

N=1270

	Location			Total
	JoCo Outside OP	Miami County	Overland Park	

Q13. How has traffic flow on U.S. 69 changed since beginning of COVID-19 Pandemic in general

Much better	18.0%	32.2%	18.9%	19.9%
Somewhat better	40.0%	34.7%	51.6%	47.3%
Stayed about the same	17.3%	23.7%	15.5%	16.7%
Somewhat worse	1.7%	0.8%	0.5%	0.8%
Much worse	0.0%	0.8%	0.4%	0.3%
Don't know	23.0%	7.6%	13.1%	15.0%

WITHOUT "DON'T KNOW"

Q13. In general, how do you think traffic flow on U.S. 69 has changed since the beginning of the COVID-19 Pandemic? Would you say it has gotten... (without "don't know")

N=1270

	Location			Total
	JoCo Outside OP	Miami County	Overland Park	

Q13. How has traffic flow on U.S. 69 changed since beginning of COVID-19 Pandemic in general

Much better	23.4%	34.9%	21.8%	23.4%
Somewhat better	51.9%	37.6%	59.5%	55.6%
Stayed about the same	22.5%	25.7%	17.8%	19.6%
Somewhat worse	2.2%	0.9%	0.5%	0.9%
Much worse	0.0%	0.9%	0.4%	0.4%

Q14. Please rate how important the following issues should be in determining the types of improvements (if any) that could be made to U.S. 69 between 103rd and 179th Streets.

N=1270

	Location			Total
	JoCo Outside OP	Miami County	Overland Park	

Q14-1. Improve traffic flow

Very important	42.0%	58.5%	53.5%	51.3%
Important	37.0%	22.9%	30.9%	31.6%
Somewhat important	13.3%	12.7%	8.8%	10.2%
Not important	1.3%	2.5%	2.0%	1.9%
Not important at all	1.0%	0.0%	0.7%	0.7%
Don't know	5.3%	3.4%	4.1%	4.3%

Q14-2. Promote economic development

Very important	7.7%	12.7%	9.3%	9.2%
Important	21.7%	22.0%	28.8%	26.5%
Somewhat important	34.3%	26.3%	31.0%	31.3%
Not important	14.3%	21.2%	16.7%	16.5%
Not important at all	8.7%	7.6%	5.0%	6.1%
Don't know	13.3%	10.2%	9.3%	10.3%

Q14. Please rate how important the following issues should be in determining the types of improvements (if any) that could be made to U.S. 69 between 103rd and 179th Streets.

N=1270

	Location			Total
	JoCo Outside OP	Miami County	Overland Park	

Q14-3. Improve visual appeal/appearance of corridor

Very important	5.0%	5.9%	7.0%	6.5%
Important	14.3%	11.0%	21.2%	18.7%
Somewhat important	33.7%	23.7%	33.1%	32.4%
Not important	27.3%	41.5%	24.3%	26.6%
Not important at all	8.7%	11.9%	6.8%	7.7%
Don't know	11.0%	5.9%	7.5%	8.2%

Q14-4. Enhance driver safety

Very important	49.0%	45.8%	55.4%	53.0%
Important	33.3%	27.1%	29.2%	30.0%
Somewhat important	9.3%	13.6%	8.9%	9.4%
Not important	1.7%	8.5%	2.2%	2.7%
Not important at all	0.3%	1.7%	0.1%	0.3%
Don't know	6.3%	3.4%	4.1%	4.6%

Q14. Please rate how important the following issues should be in determining the types of improvements (if any) that could be made to U.S. 69 between 103rd and 179th Streets.

N=1270

	Location			Total
	JoCo Outside OP	Miami County	Overland Park	

Q14-5. Allow people to safely walk across interchanges

Very important	12.0%	12.7%	13.1%	12.8%
Important	20.7%	16.9%	21.4%	20.8%
Somewhat important	24.3%	21.2%	22.5%	22.8%
Not important	14.3%	16.9%	16.7%	16.1%
Not important at all	10.0%	19.5%	13.6%	13.3%
Don't know	18.7%	12.7%	12.7%	14.1%

Q14-6. Allow people to safely bike across interchanges

Very important	12.0%	14.4%	13.8%	13.5%
Important	20.0%	15.3%	21.9%	20.9%
Somewhat important	27.7%	21.2%	21.8%	23.1%
Not important	12.3%	15.3%	16.0%	15.0%
Not important at all	11.7%	22.9%	14.7%	14.7%
Don't know	16.3%	11.0%	11.7%	12.8%

Q14. Please rate how important the following issues should be in determining the types of improvements (if any) that could be made to U.S. 69 between 103rd and 179th Streets.

N=1270

	Location			Total
	JoCo Outside OP	Miami County	Overland Park	

Q14-7. Preserve the environment

Very important	20.3%	16.1%	21.5%	20.7%
Important	24.3%	22.0%	28.9%	27.2%
Somewhat important	28.3%	33.9%	27.7%	28.4%
Not important	12.0%	9.3%	9.0%	9.8%
Not important at all	5.0%	13.6%	6.2%	6.6%
Don't know	10.0%	5.1%	6.7%	7.3%

WITHOUT "DON'T KNOW"

Q14. Please rate how important the following issues should be in determining the types of improvements (if any) that could be made to U.S. 69 between 103rd and 179th Streets. (without "don't know")

N=1270

	Location			Total
	JoCo Outside OP	Miami County	Overland Park	

Q14-1. Improve traffic flow

Very important	44.4%	60.5%	55.8%	53.6%
Important	39.1%	23.7%	32.2%	33.0%
Somewhat important	14.1%	13.2%	9.2%	10.7%
Not important	1.4%	2.6%	2.1%	2.0%
Not important at all	1.1%	0.0%	0.7%	0.7%

Q14-2. Promote economic development

Very important	8.8%	14.2%	10.2%	10.3%
Important	25.0%	24.5%	31.7%	29.5%
Somewhat important	39.6%	29.2%	34.2%	34.9%
Not important	16.5%	23.6%	18.4%	18.4%
Not important at all	10.0%	8.5%	5.6%	6.8%

WITHOUT "DON'T KNOW"

Q14. Please rate how important the following issues should be in determining the types of improvements (if any) that could be made to U.S. 69 between 103rd and 179th Streets. (without "don't know")

N=1270

	Location			Total
	JoCo Outside OP	Miami County	Overland Park	

Q14-3. Improve visual appeal/appearance of corridor

Very important	5.6%	6.3%	7.6%	7.0%
Important	16.1%	11.7%	23.0%	20.3%
Somewhat important	37.8%	25.2%	35.8%	35.2%
Not important	30.7%	44.1%	26.3%	29.0%
Not important at all	9.7%	12.6%	7.4%	8.4%

Q14-4. Enhance driver safety

Very important	52.3%	47.4%	57.8%	55.5%
Important	35.6%	28.1%	30.5%	31.4%
Somewhat important	10.0%	14.0%	9.3%	9.9%
Not important	1.8%	8.8%	2.3%	2.8%
Not important at all	0.4%	1.8%	0.1%	0.3%

WITHOUT "DON'T KNOW"

Q14. Please rate how important the following issues should be in determining the types of improvements (if any) that could be made to U.S. 69 between 103rd and 179th Streets. (without "don't know")

N=1270

	Location			Total
	JoCo Outside OP	Miami County	Overland Park	

Q14-5. Allow people to safely walk across interchanges

Very important	14.8%	14.6%	15.1%	14.9%
Important	25.4%	19.4%	24.5%	24.2%
Somewhat important	29.9%	24.3%	25.8%	26.6%
Not important	17.6%	19.4%	19.1%	18.8%
Not important at all	12.3%	22.3%	15.6%	15.5%

Q14-6. Allow people to safely bike across interchanges

Very important	14.3%	16.2%	15.7%	15.4%
Important	23.9%	17.1%	24.9%	23.9%
Somewhat important	33.1%	23.8%	24.7%	26.5%
Not important	14.7%	17.1%	18.1%	17.2%
Not important at all	13.9%	25.7%	16.6%	16.9%

WITHOUT "DON'T KNOW"

Q14. Please rate how important the following issues should be in determining the types of improvements (if any) that could be made to U.S. 69 between 103rd and 179th Streets. (without "don't know")

N=1270

	Location			Total
	JoCo Outside OP	Miami County	Overland Park	

Q14-7. Preserve the environment

Very important	22.6%	17.0%	23.0%	22.3%
Important	27.0%	23.2%	30.9%	29.3%
Somewhat important	31.5%	35.7%	29.7%	30.7%
Not important	13.3%	9.8%	9.7%	10.5%
Not important at all	5.6%	14.3%	6.7%	7.1%

Q15. Of the issues listed in Question 14, which TWO do you think should be most important in determining the types of improvements (if any) that are made to U.S. 69 between 103rd and 179th Streets?

N=1270

	Location			Total
	JoCo Outside OP	Miami County	Overland Park	

Q15. Top choice

Improve traffic flow	52.7%	61.0%	58.0%	57.0%
Promote economic development	2.0%	2.5%	2.0%	2.0%
Improve visual appeal/appearance of corridor	0.3%	0.0%	0.7%	0.6%
Enhance driver safety	33.0%	23.7%	26.6%	27.9%
Allow people to safely walk across interchanges	1.0%	2.5%	2.5%	2.1%
Allow people to safely bike across interchanges	0.3%	0.0%	0.5%	0.4%
Preserve the environment	4.0%	3.4%	3.4%	3.5%
None chosen	6.7%	6.8%	6.3%	6.5%

Q15. Of the issues listed in Question 14, which TWO do you think should be most important in determining the types of improvements (if any) that are made to U.S. 69 between 103rd and 179th Streets?

N=1270

	Location			Total
	JoCo Outside OP	Miami County	Overland Park	

Q15. 2nd choice

Improve traffic flow	28.0%	17.8%	20.2%	21.8%
Promote economic development	8.7%	11.9%	8.3%	8.7%
Improve visual appeal/ appearance of corridor	2.3%	2.5%	3.3%	3.0%
Enhance driver safety	41.3%	47.5%	45.4%	44.6%
Allow people to safely walk across interchanges	3.3%	4.2%	4.3%	4.1%
Allow people to safely bike across interchanges	4.0%	4.2%	3.1%	3.4%
Preserve the environment	4.3%	4.2%	7.6%	6.5%
None chosen	8.0%	7.6%	7.7%	7.8%

SUM OF THE TOP TWO CHOICES

Q15. Of the issues listed in Question 14, which TWO do you think should be most important in determining the types of improvements (if any) that are made to U.S. 69 between 103rd and 179th Streets? (top 2)

N=1270

	Location			Total
	JoCo Outside OP	Miami County	Overland Park	

Q15. Top choice

Improve traffic flow	80.7%	78.8%	78.2%	78.8%
Promote economic development	10.7%	14.4%	10.3%	10.8%
Improve visual appeal/ appearance of corridor	2.7%	2.5%	4.0%	3.5%
Enhance driver safety	74.3%	71.2%	72.1%	72.5%
Allow people to safely walk across interchanges	4.3%	6.8%	6.8%	6.2%
Allow people to safely bike across interchanges	4.3%	4.2%	3.5%	3.8%
Preserve the environment	8.3%	7.6%	11.0%	10.1%
None chosen	6.7%	6.8%	6.3%	6.5%

Q16. Overall, how important do you think it is to make improvements to U.S. 69 between 103rd and 179th Streets?

N=1270

	Location			Total
	JoCo Outside OP	Miami County	Overland Park	

Q16. How important is it to make improvements to U.S. 69 between 103rd & 179th Streets

Very important	20.3%	34.7%	29.6%	27.9%
Important	32.3%	27.1%	31.2%	31.1%
Somewhat important	32.0%	24.6%	26.9%	27.9%
Not important	6.3%	8.5%	6.9%	6.9%
Not important at all	3.0%	2.5%	1.9%	2.2%
Don't know	6.0%	2.5%	3.5%	4.0%

WITHOUT "DON'T KNOW"

Q16. Overall, how important do you think it is to make improvements to U.S. 69 between 103rd and 179th Streets? (without "don't know")

N=1270

	Location		Total
	JoCo Outside OP	Miami County	Overland Park

Q16. How important is it to make improvements to U.S. 69 between 103rd & 179th Streets

Very important	21.6%	35.7%	30.7%	29.0%
Important	34.4%	27.8%	32.4%	32.4%
Somewhat important	34.0%	25.2%	27.9%	29.0%
Not important	6.7%	8.7%	7.2%	7.2%
Not important at all	3.2%	2.6%	1.9%	2.3%

Q17. Have you seen "express toll lanes" in urban areas of other states like Texas, Colorado, or Minnesota where drivers can choose to pay a toll to drive in an express lane that bypasses congestion in untolled lanes?

N=1270

	Location			Total
	JoCo Outside OP	Miami County	Overland Park	

Q17. Have you seen "express toll lanes" in urban areas of other states where drivers can choose to pay a toll to drive in an express lane that bypasses congestion in untolled lanes

Yes	74.0%	74.6%	74.9%	74.6%
No	26.0%	25.4%	25.1%	25.4%

Q18. Do you generally like the idea of being able to pay a toll to bypass congestion?

N=1270

	Location			Total
	JoCo Outside OP	Miami County	Overland Park	

Q18. Do you generally like the idea of being able to pay a toll to bypass congestion

Yes	28.7%	18.6%	23.4%	24.2%
No	57.0%	68.6%	61.6%	61.2%
Don't know	14.3%	12.7%	15.0%	14.6%

WITHOUT "DON'T KNOW"

Q18. Do you generally like the idea of being able to pay a toll to bypass congestion? (without "don't know")

N=1270

	Location			Total
	JoCo Outside OP	Miami County	Overland Park	

Q18. Do you generally like the idea of being able to pay a toll to bypass congestion

Yes	33.5%	21.4%	27.5%	28.3%
No	66.5%	78.6%	72.5%	71.7%

Q19. From which of the following sources would you prefer to get information about improvements that are being considered to U.S. 69 between 103rd and 179th Streets?

N=1270	Location			Total
	JoCo Outside OP	Miami County	Overland Park	
KDOT project website	44.0%	45.8%	39.0%	40.8%
City of Overland Park	29.0%	16.9%	68.3%	54.3%
Johnson County	55.3%	19.5%	53.4%	50.7%
Kansas City Star	24.0%	12.7%	22.8%	22.1%
TV News	36.7%	37.3%	34.3%	35.1%
Direct mailings	26.3%	50.0%	38.6%	36.8%
Facebook	11.3%	13.6%	11.9%	11.9%
Instagram	2.3%	3.4%	2.7%	2.7%
Nextdoor	16.0%	11.9%	17.0%	16.3%
Public meetings (in-person)	7.7%	6.8%	4.5%	5.4%
Public meetings (virtual)	10.0%	6.8%	8.6%	8.7%
Not interested in more information	7.7%	10.2%	3.3%	5.0%
Other	1.7%	0.8%	2.8%	2.4%

Q19-13. Other

<u>Q19-13. Other</u>	<u>Number</u>	<u>Percent</u>
Email	11	36.7 %
Twitter	3	10.0 %
Shawnee Mission Post	2	6.7 %
KC Scout	1	3.3 %
This email was nice	1	3.3 %
Twitter or texts	1	3.3 %
MeWe	1	3.3 %
Text email	1	3.3 %
Local news apps	1	3.3 %
KCUR	1	3.3 %
Radio news station	1	3.3 %
Text and email alerts about new developments	1	3.3 %
KCUR RADIO STATION	1	3.3 %
INDUSTRY SOURCES KCA AND ACPA	1	3.3 %
NEWSLETTER	1	3.3 %
KDOT EMAILS	1	3.3 %
<u>OAK PARK HOME ASSOC</u>	<u>1</u>	<u>3.3 %</u>
Total	30	100.0 %

Q20. From the list in Question 19, which TWO sources do you trust most?

N=1270

	Location			Total
	JoCo Outside OP	Miami County	Overland Park	
<u>Q20. Top choice</u>				
KDOT project website	33.0%	37.3%	29.2%	30.9%
City of Overland Park	9.0%	1.7%	28.1%	21.1%
Johnson County	16.3%	2.5%	8.5%	9.8%
Kansas City Star	7.3%	5.9%	4.6%	5.4%
TV News	6.3%	11.9%	6.7%	7.1%
Direct mailings	11.0%	18.6%	12.3%	12.6%
Facebook	0.3%	0.0%	0.5%	0.4%
Instagram	0.0%	0.0%	0.0%	0.0%
Nextdoor	2.3%	1.7%	0.8%	1.3%
Public meetings (in-person)	3.0%	0.8%	0.5%	1.1%
Public meetings (virtual)	0.7%	0.0%	0.8%	0.7%
Not interested in more information	0.7%	0.0%	0.0%	0.2%
Other	0.7%	0.0%	0.4%	0.4%
None chosen	9.3%	19.5%	7.7%	9.2%

Q20. From the list in Question 19, which TWO sources do you trust most?

N=1270

	Location			Total
	JoCo Outside OP	Miami County	Overland Park	
<u>Q20. 2nd choice</u>				
KDOT project website	12.0%	13.6%	7.5%	9.1%
City of Overland Park	14.0%	9.3%	26.5%	22.0%
Johnson County	23.7%	8.5%	20.8%	20.3%
Kansas City Star	7.0%	3.4%	5.8%	5.8%
TV News	12.7%	13.6%	9.9%	10.9%
Direct mailings	5.0%	13.6%	9.6%	8.9%
Facebook	1.7%	0.8%	1.4%	1.4%
Instagram	0.0%	1.7%	0.2%	0.3%
Nextdoor	4.0%	3.4%	2.9%	3.2%
Public meetings (in-person)	1.7%	3.4%	1.2%	1.5%
Public meetings (virtual)	2.7%	1.7%	1.6%	1.9%
Not interested in more information	0.0%	0.0%	0.4%	0.2%
Other	0.7%	0.0%	0.7%	0.6%
None chosen	15.0%	27.1%	11.5%	13.8%

SUM OF THE TOP TWO CHOICES**Q20. From the list in Question 19, which TWO sources do you trust most? (top 2)**

N=1270

	Location			Total
	JoCo Outside OP	Miami County	Overland Park	
<u>Q20. Top choice</u>				
KDOT project website	45.0%	50.8%	36.7%	40.0%
City of Overland Park	23.0%	11.0%	54.6%	43.1%
Johnson County	40.0%	11.0%	29.2%	30.1%
Kansas City Star	14.3%	9.3%	10.3%	11.2%
TV News	19.0%	25.4%	16.5%	18.0%
Direct mailings	16.0%	32.2%	21.9%	21.5%
Facebook	2.0%	0.8%	1.9%	1.8%
Instagram	0.0%	1.7%	0.2%	0.3%
Nextdoor	6.3%	5.1%	3.8%	4.5%
Public meetings (in-person)	4.7%	4.2%	1.6%	2.6%
Public meetings (virtual)	3.3%	1.7%	2.5%	2.6%
Not interested in more information	0.7%	0.0%	0.4%	0.4%
Other	1.3%	0.0%	1.1%	1.0%
None chosen	9.3%	19.5%	7.7%	9.2%

Q21. Would you be interested in participating in future meetings and/or focus groups about improvements to U.S. 69 between 103rd and 179th Streets? These meetings may be conducted virtually.

N=1270

	Location			Total
	JoCo Outside OP	Miami County	Overland Park	

Q21. Would you be interested in participating in future meetings and/or focus groups about improvements to U.S. 69 between 103rd & 179th Streets

Yes	14.3%	11.9%	21.1%	18.7%
No	85.7%	88.1%	78.9%	81.3%

Q22. Do you live inside the City of Overland Park?

N=1270

Location			Total
JoCo Outside OP	Miami County	Overland Park	

Q22. Do you live inside City of Overland Park

Yes	0.0%	0.0%	100.0%	67.1%
No	100.0%	100.0%	0.0%	32.9%

Q23. What is your age?

N=1270

	Location			Total
	JoCo Outside OP	Miami County	Overland Park	

Q23. Your age

18-34	9.3%	11.9%	19.8%	16.6%
35-44	17.7%	21.2%	16.8%	17.4%
45-54	17.3%	23.7%	17.4%	18.0%
55-64	19.3%	16.9%	18.3%	18.4%
65+	25.0%	15.3%	17.1%	18.8%
Not provided	11.3%	11.0%	10.6%	10.8%

Q24. What is your gender?

N=1270

	Location			Total
	JoCo Outside OP	Miami County	Overland Park	

Q24. Your gender

Male	45.0%	50.8%	52.6%	50.6%
Female	54.7%	46.6%	47.3%	49.0%
Non-binary	0.3%	0.0%	0.0%	0.1%
Other	0.0%	0.0%	0.1%	0.1%
Not provided	0.0%	2.5%	0.0%	0.2%

Q25. Are you registered to vote?

N=1270

	<u>Location</u>			<u>Total</u>
	JoCo Outside OP	Miami County	Overland Park	

Q25. Are you registered to vote

Yes	94.3%	93.2%	93.9%	93.9%
No	4.7%	4.2%	6.0%	5.5%
Not provided	1.0%	2.5%	0.1%	0.6%

Q26. Would you say your total annual household income is...

N=1270

	Location			Total
	JoCo Outside OP	Miami County	Overland Park	

Q26. Your total annual household income

Under \$30K	3.0%	9.3%	4.5%	4.6%
\$30K to \$69,999	10.7%	12.7%	12.8%	12.3%
\$70K to \$99,999	15.0%	17.8%	15.6%	15.7%
\$100K to \$124,999	11.7%	16.1%	12.8%	12.8%
\$125K to \$149,999	13.0%	11.9%	12.6%	12.6%
\$150k+	11.3%	11.0%	21.7%	18.3%
Not provided	35.3%	21.2%	20.1%	23.8%

Section 3

Crosstabulations

by Overland Park Wards

Q1. Before receiving this survey, did you know that KDOT was studying improvements to U.S. 69 between 103rd and 179th Streets?

N=852

Ward						Total
OP Ward 1	OP Ward 2	OP Ward 3	OP Ward 4	OP Ward 5	OP Ward 6	

Q1. Did you know that KDOT was studying improvements to U.S. 69 between 103rd & 179th Streets before receiving this survey

Yes	29.0%	42.3%	44.2%	37.3%	51.9%	58.1%	45.7%
No	71.0%	57.7%	55.8%	62.7%	48.1%	41.9%	54.3%

Q2. Prior to the COVID-19 Pandemic, how frequently did you travel on U.S. 69 between 103rd and 179th Streets?

N=852

	Ward						Total
	OP Ward	OP Ward	OP Ward	OP Ward	OP Ward	OP Ward	
	1	2	3	4	5	6	

Q2. How frequently did you travel on U.S. 69 between 103rd & 179th Streets prior to COVID-19 Pandemic

Almost daily	9.0%	19.8%	31.3%	40.7%	48.1%	73.0%	41.9%
A few times a week	15.0%	27.9%	38.1%	32.7%	26.4%	20.0%	26.8%
At least once a week	23.0%	18.9%	13.6%	11.3%	14.0%	4.2%	12.7%
At least once a month	31.0%	23.4%	12.9%	8.7%	7.8%	1.9%	12.1%
Less than once per month	22.0%	9.9%	4.1%	6.7%	3.9%	0.9%	6.6%
Never	0.0%	0.0%	0.0%	0.0%	0.0%	0.0%	0.0%
Not provided	0.0%	0.0%	0.0%	0.0%	0.0%	0.0%	0.0%

Q3. For how many years have you been driving on U.S. 69 between 103rd and 179th Streets?

N=852

	Ward						Total
	OP Ward	OP Ward	OP Ward	OP Ward	OP Ward	OP Ward	
	1	2	3	4	5	6	

Q3. For how many years have you been driving on U.S. 69 between 103rd & 179th Streets

Less than 5 years	14.0%	11.7%	10.9%	4.0%	10.1%	6.5%	8.9%
6-10 years	10.0%	15.3%	10.9%	18.7%	17.8%	19.1%	15.8%
10+ years	73.0%	72.1%	76.9%	76.0%	71.3%	74.0%	74.1%
Don't remember	3.0%	0.9%	1.4%	1.3%	0.8%	0.5%	1.2%

Q4. Which ONE of the following describes the location of your home?

N=852

	Ward						Total
	OP Ward	OP Ward	OP Ward	OP Ward	OP Ward	OP Ward	
	1	2	3	4	5	6	

Q4. Location of your home

North of 103rd Street	100.0%	95.5%	12.9%	0.0%	0.0%	0.0%	26.4%
Between 103rd & 179th Streets	0.0%	4.5%	87.1%	100.0%	100.0%	95.8%	72.5%
South of 179th Street	0.0%	0.0%	0.0%	0.0%	0.0%	4.2%	1.1%
Not provided	0.0%	0.0%	0.0%	0.0%	0.0%	0.0%	0.0%

Q5. Which of the following ways did you typically use U.S. 69 between 103rd and 179th Streets before the COVID-19 Pandemic?

N=852

	Ward						Total
	OP Ward 1	OP Ward 2	OP Ward 3	OP Ward 4	OP Ward 5	OP Ward 6	

Q5. Which ways did you typically use U.S. 69 between 103rd & 179th Streets before COVID-19 Pandemic

I used U.S. 69 to travel between my home & destinations south of 103rd Street	37.0%	36.0%	23.1%	11.3%	17.8%	15.8%	21.7%
I used U.S. 69 to travel between my home & destinations north of 103rd Street	5.0%	6.3%	15.0%	36.0%	28.7%	26.5%	21.4%
I used U.S. 69 to travel between my home & destinations between 103rd & 179th Streets	26.0%	26.1%	17.0%	14.0%	18.6%	21.9%	20.2%
All options were about equal	31.0%	31.5%	44.9%	38.7%	33.3%	35.8%	36.4%
Not provided	1.0%	0.0%	0.0%	0.0%	1.6%	0.0%	0.4%

Q6. For which of the following reasons did you typically travel on U.S. 69 between 103rd and 179th Streets prior to the COVID-19 Pandemic?

N=852

	Ward						Total
	OP Ward	OP Ward	OP Ward	OP Ward	OP Ward	OP Ward	
	1	2	3	4	5	6	

Q6. For which reasons did you typically travel on U.S. 69 between 103rd & 179th Streets prior to COVID-19 Pandemic

Go to work/business-related travel	29.0%	39.6%	44.9%	62.0%	62.0%	79.5%	56.7%
Visit friends/relatives	43.0%	57.7%	61.9%	56.0%	51.2%	59.5%	55.9%
For recreation or entertainment (includes sporting events)	54.0%	49.5%	57.1%	57.3%	62.8%	66.0%	58.9%
Shop/run errands	62.0%	72.1%	82.3%	76.7%	78.3%	84.7%	77.6%
Get medical attention	26.0%	22.5%	23.1%	32.0%	27.1%	54.0%	33.3%
Go to school/college	5.0%	6.3%	6.1%	4.7%	6.2%	8.4%	6.3%
Other	4.0%	2.7%	2.7%	0.7%	1.6%	1.9%	2.1%

Q7. How concerned are you with driver safety when you travel on U.S. 69 between 103rd and 179th Streets? Would you say you are...

N=852

	Ward						Total
	OP Ward 1	OP Ward 2	OP Ward 3	OP Ward 4	OP Ward 5	OP Ward 6	

Q7. How concerned are you with driver safety when you travel on U.S. 69 between 103rd & 179th Streets

Very concerned	12.0%	14.4%	21.8%	20.7%	17.8%	21.4%	18.8%
Somewhat concerned	41.0%	46.8%	43.5%	46.7%	37.2%	42.3%	43.0%
Not concerned	39.0%	34.2%	30.6%	32.0%	43.4%	33.5%	35.0%
Don't know	8.0%	4.5%	4.1%	0.7%	1.6%	2.8%	3.3%

WITHOUT "DON'T KNOW"**Q7. How concerned are you with driver safety when you travel on U.S. 69 between 103rd and 179th Streets? Would you say you are... (without "don't know")**

N=852

	Ward						Total
	OP Ward 1	OP Ward 2	OP Ward 3	OP Ward 4	OP Ward 5	OP Ward 6	

Q7. How concerned are you with driver safety when you travel on U.S. 69 between 103rd & 179th Streets

Very concerned	13.0%	15.1%	22.7%	20.8%	18.1%	22.0%	19.4%
Somewhat concerned	44.6%	49.1%	45.4%	47.0%	37.8%	43.5%	44.4%
Not concerned	42.4%	35.8%	31.9%	32.2%	44.1%	34.4%	36.2%

Q8. How concerned are you with predictable travel times when you travel on U.S. 69 between 103rd and 179th Streets? Would you say you are...

N=852

	Ward						Total
	OP Ward	OP Ward	OP Ward	OP Ward	OP Ward	OP Ward	
	1	2	3	4	5	6	

Q8. How concerned are you with predictable travel times when you travel on U.S. 69 between 103rd & 179th Streets

Very concerned	16.0%	14.4%	13.6%	15.3%	20.2%	22.8%	17.6%
Somewhat concerned	28.0%	37.8%	42.2%	49.3%	41.9%	46.0%	42.1%
Not concerned	48.0%	43.2%	39.5%	35.3%	35.7%	26.0%	36.3%
Don't know	8.0%	4.5%	4.8%	0.0%	2.3%	5.1%	4.0%

WITHOUT "DON'T KNOW"

Q8. How concerned are you with predictable travel times when you travel on U.S. 69 between 103rd and 179th Streets? Would you say you are... (without "don't know")

N=852

	Ward						Total
	OP Ward	OP Ward	OP Ward	OP Ward	OP Ward	OP Ward	
	1	2	3	4	5	6	

Q8. How concerned are you with predictable travel times when you travel on U.S. 69 between 103rd & 179th Streets

Very concerned	17.4%	15.1%	14.3%	15.3%	20.6%	24.0%	18.3%
Somewhat concerned	30.4%	39.6%	44.3%	49.3%	42.9%	48.5%	43.9%
Not concerned	52.2%	45.3%	41.4%	35.3%	36.5%	27.5%	37.8%

Q9. How would you rate the condition of the road surface on U.S. 69 between 103rd and 179th Streets? Would you rate it as...

N=852

	Ward						Total
	OP Ward	OP Ward	OP Ward	OP Ward	OP Ward	OP Ward	
	1	2	3	4	5	6	

Q9. How would you rate condition of road surface on U.S. 69 between 103rd & 179th Streets

Excellent	9.0%	8.1%	11.6%	10.7%	14.7%	11.6%	11.2%
Good	60.0%	60.4%	64.6%	64.0%	57.4%	67.9%	63.1%
Fair (needs some improvement)	19.0%	21.6%	21.1%	20.7%	20.9%	17.7%	20.0%
Poor (needs major improvements)	2.0%	2.7%	0.7%	1.3%	0.0%	1.4%	1.3%
Don't know	10.0%	7.2%	2.0%	3.3%	7.0%	1.4%	4.5%

WITHOUT "DON'T KNOW"

Q9. How would you rate the condition of the road surface on U.S. 69 between 103rd and 179th Streets? Would you rate it as... (without "don't know")

N=852

	Ward						Total
	OP Ward	OP Ward	OP Ward	OP Ward	OP Ward	OP Ward	
	1	2	3	4	5	6	

Q9. How would you rate condition of road surface on U.S. 69 between 103rd & 179th Streets

Excellent	10.0%	8.7%	11.8%	11.0%	15.8%	11.8%	11.7%
Good	66.7%	65.0%	66.0%	66.2%	61.7%	68.9%	66.1%
Fair (needs some improvement)	21.1%	23.3%	21.5%	21.4%	22.5%	17.9%	20.9%
Poor (needs major improvements)	2.2%	2.9%	0.7%	1.4%	0.0%	1.4%	1.4%

Q10. How would you rate the condition of the interchanges (on/off ramps) on U.S. 69 between 103rd and 179th Streets? Would you rate them as...

N=852

	Ward						Total
	OP Ward 1	OP Ward 2	OP Ward 3	OP Ward 4	OP Ward 5	OP Ward 6	

Q10. How would you rate condition of interchanges on U.S. 69 between 103rd & 179th Streets

Excellent	2.0%	9.0%	8.2%	2.7%	7.8%	5.1%	5.8%
Good	55.0%	34.2%	51.0%	50.0%	52.7%	56.3%	50.7%
Fair (needs some improvement)	28.0%	36.0%	25.9%	30.7%	22.5%	27.4%	28.2%
Poor (needs major improvements)	4.0%	12.6%	9.5%	14.0%	8.5%	8.4%	9.6%
Don't know	11.0%	8.1%	5.4%	2.7%	8.5%	2.8%	5.8%

WITHOUT "DON'T KNOW"

Q10. How would you rate the condition of the interchanges (on/off ramps) on U.S. 69 between 103rd and 179th Streets? Would you rate them as... (without "don't know")

N=852

	Ward						Total
	OP Ward	OP Ward	OP Ward	OP Ward	OP Ward	OP Ward	
	1	2	3	4	5	6	

Q10. How would you rate condition of interchanges on U.S. 69 between 103rd & 179th Streets

Excellent	2.2%	9.8%	8.6%	2.7%	8.5%	5.3%	6.1%
Good	61.8%	37.3%	54.0%	51.4%	57.6%	57.9%	53.8%
Fair (needs some improvement)	31.5%	39.2%	27.3%	31.5%	24.6%	28.2%	29.9%
Poor (needs major improvements)	4.5%	13.7%	10.1%	14.4%	9.3%	8.6%	10.2%

Q10a. Which interchange needs the most improvement?

<u>Q10a. Which interchange needs most improvement</u>	<u>Number</u>	<u>Percent</u>
103rd	9	3.9 %
119th	33	14.2 %
135th	82	35.2 %
151st	20	8.6 %
159th	1	0.4 %
167th	1	0.4 %
179th	2	0.9 %
All	6	2.6 %
All except 159th	1	0.4 %
Blue Valley Parkway	20	8.6 %
College Blvd	9	3.9 %
I435	49	21.0 %
Total	233	100.0 %

Q11. How satisfied were you with the flow of traffic on U.S. 69 between 103rd and 179th Streets during the following time periods prior to the COVID-19 Pandemic?

N=852

	Ward						Total
	OP Ward 1	OP Ward 2	OP Ward 3	OP Ward 4	OP Ward 5	OP Ward 6	

Q11-1. Northbound in the morning between 6-9am on weekdays (M-F)

Very satisfied	2.0%	0.9%	4.8%	2.0%	3.9%	2.3%	2.7%
Satisfied	7.0%	8.1%	12.2%	14.7%	9.3%	11.6%	10.9%
Neutral	19.0%	15.3%	19.0%	22.0%	16.3%	17.2%	18.2%
Dissatisfied	8.0%	15.3%	21.1%	32.7%	36.4%	39.1%	27.7%
Very dissatisfied	1.0%	0.9%	7.5%	10.0%	13.2%	20.9%	10.6%
Don't know	63.0%	59.5%	35.4%	18.7%	20.9%	8.8%	29.9%

Q11-2. Southbound in the morning between 6-9am on weekdays (M-F)

Very satisfied	3.0%	3.6%	3.4%	6.7%	4.7%	7.0%	5.0%
Satisfied	13.0%	18.9%	20.4%	24.0%	24.8%	26.0%	22.1%
Neutral	19.0%	22.5%	27.9%	16.7%	17.1%	18.6%	20.2%
Dissatisfied	10.0%	6.3%	8.8%	6.0%	3.9%	6.0%	6.7%
Very dissatisfied	0.0%	0.9%	2.7%	3.3%	2.3%	0.5%	1.6%
Don't know	55.0%	47.7%	36.7%	43.3%	47.3%	41.9%	44.4%

Q11. How satisfied were you with the flow of traffic on U.S. 69 between 103rd and 179th Streets during the following time periods prior to the COVID-19 Pandemic?

N=852

	Ward						Total
	OP Ward	OP Ward	OP Ward	OP Ward	OP Ward	OP Ward	
	1	2	3	4	5	6	

Q11-3. Northbound between 9-3:30pm on weekdays (M-F)

Very satisfied	6.0%	6.3%	9.5%	12.0%	9.3%	12.1%	9.7%
Satisfied	28.0%	31.5%	32.0%	36.7%	28.7%	40.5%	33.9%
Neutral	17.0%	24.3%	21.8%	20.7%	24.8%	20.0%	21.4%
Dissatisfied	5.0%	4.5%	8.8%	7.3%	7.8%	7.4%	7.0%
Very dissatisfied	0.0%	0.0%	1.4%	1.3%	1.6%	1.9%	1.2%
Don't know	44.0%	33.3%	26.5%	22.0%	27.9%	18.1%	26.8%

Q11-4. Southbound between 9-3:30pm on weekdays (M-F)

Very satisfied	6.0%	8.1%	9.5%	11.3%	11.6%	12.6%	10.3%
Satisfied	29.0%	34.2%	35.4%	37.3%	27.9%	39.5%	34.7%
Neutral	19.0%	22.5%	23.1%	19.3%	24.0%	19.5%	21.1%
Dissatisfied	5.0%	5.4%	10.9%	4.0%	3.1%	4.2%	5.4%
Very dissatisfied	0.0%	0.0%	0.7%	1.3%	2.3%	1.9%	1.2%
Don't know	41.0%	29.7%	20.4%	26.7%	31.0%	22.3%	27.2%

Q11. How satisfied were you with the flow of traffic on U.S. 69 between 103rd and 179th Streets during the following time periods prior to the COVID-19 Pandemic?

N=852

	Ward						Total
	OP Ward	OP Ward	OP Ward	OP Ward	OP Ward	OP Ward	
	1	2	3	4	5	6	

Q11-5. Northbound in the evening between 3:30-6pm on weekdays (M-F)

Very satisfied	2.0%	3.6%	2.0%	2.0%	5.4%	2.3%	2.8%
Satisfied	11.0%	17.1%	17.7%	22.7%	22.5%	21.9%	19.5%
Neutral	22.0%	21.6%	23.8%	26.7%	20.2%	27.4%	24.2%
Dissatisfied	25.0%	21.6%	23.8%	22.7%	16.3%	19.5%	21.2%
Very dissatisfied	0.0%	3.6%	8.2%	7.3%	4.7%	6.5%	5.5%
Don't know	40.0%	32.4%	24.5%	18.7%	31.0%	22.3%	26.8%

Q11-6. Southbound in the evening between 3:30-6pm on weekdays (M-F)

Very satisfied	2.0%	4.5%	0.7%	0.7%	4.7%	2.3%	2.3%
Satisfied	14.0%	12.6%	15.0%	10.0%	10.1%	9.8%	11.6%
Neutral	19.0%	18.9%	23.1%	18.0%	19.4%	18.6%	19.5%
Dissatisfied	24.0%	23.4%	26.5%	42.0%	38.8%	39.5%	33.7%
Very dissatisfied	1.0%	9.9%	13.6%	13.3%	13.2%	20.5%	13.3%
Don't know	40.0%	30.6%	21.1%	16.0%	14.0%	9.3%	19.6%

Q11. How satisfied were you with the flow of traffic on U.S. 69 between 103rd and 179th Streets during the following time periods prior to the COVID-19 Pandemic?

N=852

	Ward						Total
	OP Ward	OP Ward	OP Ward	OP Ward	OP Ward	OP Ward	
	1	2	3	4	5	6	

Q11-7. All other times on weekdays

Very satisfied	8.0%	6.3%	10.9%	13.3%	11.6%	12.1%	10.8%
Satisfied	26.0%	30.6%	37.4%	38.0%	32.6%	43.7%	36.2%
Neutral	33.0%	26.1%	27.9%	30.0%	35.7%	25.1%	29.1%
Dissatisfied	1.0%	5.4%	4.1%	1.3%	3.1%	7.0%	4.0%
Very dissatisfied	0.0%	0.0%	0.7%	0.7%	0.8%	0.5%	0.5%
Don't know	32.0%	31.5%	19.0%	16.7%	16.3%	11.6%	19.5%

Q11-8. On weekends (Sat & Sun)

Very satisfied	11.0%	12.6%	15.0%	20.7%	19.4%	19.5%	17.0%
Satisfied	45.0%	35.1%	44.9%	43.3%	41.9%	42.3%	42.3%
Neutral	22.0%	24.3%	25.2%	24.7%	24.8%	23.3%	24.1%
Dissatisfied	4.0%	7.2%	4.1%	2.7%	6.2%	7.4%	5.4%
Very dissatisfied	0.0%	0.0%	0.0%	0.7%	0.0%	0.5%	0.2%
Don't know	18.0%	20.7%	10.9%	8.0%	7.8%	7.0%	11.0%

WITHOUT "DON'T KNOW"**Q11. How satisfied were you with the flow of traffic on U.S. 69 between 103rd and 179th Streets during the following time periods prior to the COVID-19 Pandemic? (without "don't know")**

N=852	Ward						Total
	OP Ward	OP Ward	OP Ward	OP Ward	OP Ward	OP Ward	
	1	2	3	4	5	6	

Q11-1. Northbound in the morning between 6-9am on weekdays (M-F)

Very satisfied	5.4%	2.2%	7.4%	2.5%	4.9%	2.6%	3.9%
Satisfied	18.9%	20.0%	18.9%	18.0%	11.8%	12.8%	15.6%
Neutral	51.4%	37.8%	29.5%	27.0%	20.6%	18.9%	26.0%
Dissatisfied	21.6%	37.8%	32.6%	40.2%	46.1%	42.9%	39.5%
Very dissatisfied	2.7%	2.2%	11.6%	12.3%	16.7%	23.0%	15.1%

Q11-2. Southbound in the morning between 6-9am on weekdays (M-F)

Very satisfied	6.7%	6.9%	5.4%	11.8%	8.8%	12.0%	9.1%
Satisfied	28.9%	36.2%	32.3%	42.4%	47.1%	44.8%	39.7%
Neutral	42.2%	43.1%	44.1%	29.4%	32.4%	32.0%	36.3%
Dissatisfied	22.2%	12.1%	14.0%	10.6%	7.4%	10.4%	12.0%
Very dissatisfied	0.0%	1.7%	4.3%	5.9%	4.4%	0.8%	3.0%

WITHOUT "DON'T KNOW"**Q11. How satisfied were you with the flow of traffic on U.S. 69 between 103rd and 179th Streets during the following time periods prior to the COVID-19 Pandemic? (without "don't know")**

N=852	Ward						Total
	OP Ward	OP Ward	OP Ward	OP Ward	OP Ward	OP Ward	
	1	2	3	4	5	6	

Q11-3. Northbound between 9-3:30pm on weekdays (M-F)

Very satisfied	10.7%	9.5%	13.0%	15.4%	12.9%	14.8%	13.3%
Satisfied	50.0%	47.3%	43.5%	47.0%	39.8%	49.4%	46.3%
Neutral	30.4%	36.5%	29.6%	26.5%	34.4%	24.4%	29.2%
Dissatisfied	8.9%	6.8%	12.0%	9.4%	10.8%	9.1%	9.6%
Very dissatisfied	0.0%	0.0%	1.9%	1.7%	2.2%	2.3%	1.6%

Q11-4. Southbound between 9-3:30pm on weekdays (M-F)

Very satisfied	10.2%	11.5%	12.0%	15.5%	16.9%	16.2%	14.2%
Satisfied	49.2%	48.7%	44.4%	50.9%	40.4%	50.9%	47.7%
Neutral	32.2%	32.1%	29.1%	26.4%	34.8%	25.1%	29.0%
Dissatisfied	8.5%	7.7%	13.7%	5.5%	4.5%	5.4%	7.4%
Very dissatisfied	0.0%	0.0%	0.9%	1.8%	3.4%	2.4%	1.6%

WITHOUT "DON'T KNOW"**Q11. How satisfied were you with the flow of traffic on U.S. 69 between 103rd and 179th Streets during the following time periods prior to the COVID-19 Pandemic? (without "don't know")**

N=852	Ward						Total
	OP Ward	OP Ward	OP Ward	OP Ward	OP Ward	OP Ward	
	1	2	3	4	5	6	

Q11-5. Northbound in the evening between 3:30-6pm on weekdays (M-F)

Very satisfied	3.3%	5.3%	2.7%	2.5%	7.9%	3.0%	3.8%
Satisfied	18.3%	25.3%	23.4%	27.9%	32.6%	28.1%	26.6%
Neutral	36.7%	32.0%	31.5%	32.8%	29.2%	35.3%	33.0%
Dissatisfied	41.7%	32.0%	31.5%	27.9%	23.6%	25.1%	29.0%
Very dissatisfied	0.0%	5.3%	10.8%	9.0%	6.7%	8.4%	7.5%

Q11-6. Southbound in the evening between 3:30-6pm on weekdays (M-F)

Very satisfied	3.3%	6.5%	0.9%	0.8%	5.4%	2.6%	2.9%
Satisfied	23.3%	18.2%	19.0%	11.9%	11.7%	10.8%	14.5%
Neutral	31.7%	27.3%	29.3%	21.4%	22.5%	20.5%	24.2%
Dissatisfied	40.0%	33.8%	33.6%	50.0%	45.0%	43.6%	41.9%
Very dissatisfied	1.7%	14.3%	17.2%	15.9%	15.3%	22.6%	16.5%

WITHOUT "DON'T KNOW"**Q11. How satisfied were you with the flow of traffic on U.S. 69 between 103rd and 179th Streets during the following time periods prior to the COVID-19 Pandemic? (without "don't know")**

N=852

	Ward						Total
	OP Ward	OP Ward	OP Ward	OP Ward	OP Ward	OP Ward	
	1	2	3	4	5	6	

Q11-7. All other times on weekdays

Very satisfied	11.8%	9.2%	13.4%	16.0%	13.9%	13.7%	13.4%
Satisfied	38.2%	44.7%	46.2%	45.6%	38.9%	49.5%	44.9%
Neutral	48.5%	38.2%	34.5%	36.0%	42.6%	28.4%	36.2%
Dissatisfied	1.5%	7.9%	5.0%	1.6%	3.7%	7.9%	5.0%
Very dissatisfied	0.0%	0.0%	0.8%	0.8%	0.9%	0.5%	0.6%

Q11-8. On weekends (Sat & Sun)

Very satisfied	13.4%	15.9%	16.8%	22.5%	21.0%	21.0%	19.1%
Satisfied	54.9%	44.3%	50.4%	47.1%	45.4%	45.5%	47.5%
Neutral	26.8%	30.7%	28.2%	26.8%	26.9%	25.0%	27.0%
Dissatisfied	4.9%	9.1%	4.6%	2.9%	6.7%	8.0%	6.1%
Very dissatisfied	0.0%	0.0%	0.0%	0.7%	0.0%	0.5%	0.3%

Q12. How does congestion on U.S. 69 compare to other highways in Kansas?

N=852

	Ward						Total
	OP Ward	OP Ward	OP Ward	OP Ward	OP Ward	OP Ward	
	1	2	3	4	5	6	

Q12. How does congestion on U.S. 69 compare to other highways in Kansas

It has the worst congestion in the State	2.0%	2.7%	1.4%	5.3%	7.8%	7.0%	4.7%
Much worse than others	4.0%	6.3%	6.8%	14.7%	10.1%	15.3%	10.4%
Worse than others	23.0%	20.7%	29.9%	28.0%	19.4%	29.8%	25.9%
About the same	31.0%	30.6%	34.7%	26.7%	34.9%	24.7%	29.8%
Better than others	12.0%	17.1%	13.6%	12.0%	14.0%	9.8%	12.7%
Much better than others	6.0%	1.8%	2.0%	0.7%	1.6%	3.3%	2.5%
Don't know	22.0%	20.7%	11.6%	12.7%	12.4%	10.2%	14.0%

WITHOUT "DON'T KNOW"

Q12. How does congestion on U.S. 69 compare to other highways in Kansas? (without "don't know")

N=852

	Ward						Total
	OP Ward	OP Ward	OP Ward	OP Ward	OP Ward	OP Ward	
	1	2	3	4	5	6	

Q12. How does congestion on U.S. 69 compare to other highways in Kansas

It has the worst congestion in the State	2.6%	3.4%	1.5%	6.1%	8.8%	7.8%	5.5%
Much worse than others	5.1%	8.0%	7.7%	16.8%	11.5%	17.1%	12.1%
Worse than others	29.5%	26.1%	33.8%	32.1%	22.1%	33.2%	30.2%
About the same	39.7%	38.6%	39.2%	30.5%	39.8%	27.5%	34.7%
Better than others	15.4%	21.6%	15.4%	13.7%	15.9%	10.9%	14.7%
Much better than others	7.7%	2.3%	2.3%	0.8%	1.8%	3.6%	2.9%

Q13. In general, how do you think traffic flow on U.S. 69 has changed since the beginning of the COVID-19 Pandemic? Would you say it has gotten...

N=852

	Ward						Total
	OP Ward 1	OP Ward 2	OP Ward 3	OP Ward 4	OP Ward 5	OP Ward 6	

Q13. How has traffic flow on U.S. 69 changed since beginning of COVID-19 Pandemic in general

Much better	6.0%	9.0%	14.3%	26.0%	23.3%	25.6%	18.9%
Somewhat better	44.0%	51.4%	58.5%	57.3%	47.3%	49.3%	51.6%
Stayed about the same	18.0%	14.4%	16.3%	9.3%	16.3%	18.1%	15.5%
Somewhat worse	0.0%	0.9%	0.7%	0.0%	0.0%	0.9%	0.5%
Much worse	1.0%	0.0%	0.0%	0.0%	0.0%	0.9%	0.4%
Don't know	31.0%	24.3%	10.2%	7.3%	13.2%	5.1%	13.1%

WITHOUT "DON'T KNOW"

Q13. In general, how do you think traffic flow on U.S. 69 has changed since the beginning of the COVID-19 Pandemic? Would you say it has gotten... (without "don't know")

N=852

		Ward						Total
		OP Ward	OP Ward	OP Ward	OP Ward	OP Ward	OP Ward	
		1	2	3	4	5	6	

Q13. How has traffic flow on U.S. 69 changed since beginning of COVID-19 Pandemic in general

Much better	8.7%	11.9%	15.9%	28.1%	26.8%	27.0%	21.8%
Somewhat better	63.8%	67.9%	65.2%	61.9%	54.5%	52.0%	59.5%
Stayed about the same	26.1%	19.0%	18.2%	10.1%	18.8%	19.1%	17.8%
Somewhat worse	0.0%	1.2%	0.8%	0.0%	0.0%	1.0%	0.5%
Much worse	1.4%	0.0%	0.0%	0.0%	0.0%	1.0%	0.4%

Q14. Please rate how important the following issues should be in determining the types of improvements (if any) that could be made to U.S. 69 between 103rd and 179th Streets.

N=852	Ward						Total
	OP Ward	OP Ward	OP Ward	OP Ward	OP Ward	OP Ward	
	1	2	3	4	5	6	
<u>Q14-1. Improve traffic flow</u>							
Very important	42.0%	38.7%	50.3%	60.7%	52.7%	64.2%	53.5%
Important	34.0%	39.6%	36.7%	30.0%	27.1%	23.7%	30.9%
Somewhat important	14.0%	13.5%	8.2%	5.3%	8.5%	7.0%	8.8%
Not important	3.0%	1.8%	1.4%	0.7%	3.9%	1.9%	2.0%
Not important at all	0.0%	0.0%	2.0%	0.7%	1.6%	0.0%	0.7%
Don't know	7.0%	6.3%	1.4%	2.7%	6.2%	3.3%	4.1%
<u>Q14-2. Promote economic development</u>							
Very important	11.0%	10.8%	5.4%	4.7%	12.4%	11.6%	9.3%
Important	30.0%	27.9%	31.3%	24.7%	25.6%	31.6%	28.8%
Somewhat important	26.0%	31.5%	32.7%	35.3%	26.4%	31.6%	31.0%
Not important	15.0%	11.7%	18.4%	20.0%	18.6%	15.3%	16.7%
Not important at all	3.0%	4.5%	4.1%	7.3%	6.2%	4.7%	5.0%
Don't know	15.0%	13.5%	8.2%	8.0%	10.9%	5.1%	9.3%

Q14. Please rate how important the following issues should be in determining the types of improvements (if any) that could be made to U.S. 69 between 103rd and 179th Streets.

N=852	Ward						Total
	OP Ward	OP Ward	OP Ward	OP Ward	OP Ward	OP Ward	
	1	2	3	4	5	6	

Q14-3. Improve visual appeal/appearance of corridor

Very important	6.0%	3.6%	7.5%	6.0%	7.8%	9.3%	7.0%
Important	27.0%	14.4%	21.1%	21.3%	17.8%	24.2%	21.2%
Somewhat important	27.0%	36.9%	29.3%	30.7%	40.3%	34.0%	33.1%
Not important	23.0%	24.3%	29.9%	28.0%	17.1%	22.8%	24.3%
Not important at all	5.0%	9.0%	5.4%	8.7%	8.5%	5.1%	6.8%
Don't know	12.0%	11.7%	6.8%	5.3%	8.5%	4.7%	7.5%

Q14-4. Enhance driver safety

Very important	58.0%	54.1%	57.1%	59.3%	50.4%	54.0%	55.4%
Important	23.0%	27.9%	33.3%	31.3%	27.1%	29.8%	29.2%
Somewhat important	9.0%	11.7%	6.1%	4.7%	12.4%	10.2%	8.9%
Not important	3.0%	0.0%	2.0%	2.0%	3.1%	2.8%	2.2%
Not important at all	0.0%	0.0%	0.0%	0.0%	0.8%	0.0%	0.1%
Don't know	7.0%	6.3%	1.4%	2.7%	6.2%	3.3%	4.1%

Q14. Please rate how important the following issues should be in determining the types of improvements (if any) that could be made to U.S. 69 between 103rd and 179th Streets.

N=852	Ward						Total
	OP Ward	OP Ward	OP Ward	OP Ward	OP Ward	OP Ward	
	1	2	3	4	5	6	

Q14-5. Allow people to safely walk across interchanges

Very important	17.0%	15.3%	12.9%	12.0%	14.0%	10.7%	13.1%
Important	26.0%	18.0%	21.8%	18.0%	17.8%	25.1%	21.4%
Somewhat important	27.0%	23.4%	22.4%	22.7%	20.2%	21.4%	22.5%
Not important	10.0%	12.6%	17.0%	18.7%	18.6%	19.1%	16.7%
Not important at all	6.0%	13.5%	12.2%	17.3%	17.1%	13.5%	13.6%
Don't know	14.0%	17.1%	13.6%	11.3%	12.4%	10.2%	12.7%

Q14-6. Allow people to safely bike across interchanges

Very important	18.0%	16.2%	13.6%	12.0%	15.5%	11.2%	13.8%
Important	24.0%	17.1%	23.8%	19.3%	17.8%	26.5%	21.9%
Somewhat important	27.0%	23.4%	19.0%	23.3%	20.2%	20.5%	21.8%
Not important	10.0%	14.4%	17.7%	17.3%	17.8%	16.3%	16.0%
Not important at all	7.0%	12.6%	12.9%	18.0%	16.3%	17.2%	14.7%
Don't know	14.0%	16.2%	12.9%	10.0%	12.4%	8.4%	11.7%

Q14. Please rate how important the following issues should be in determining the types of improvements (if any) that could be made to U.S. 69 between 103rd and 179th Streets.

N=852

	Ward						Total
	OP Ward 1	OP Ward 2	OP Ward 3	OP Ward 4	OP Ward 5	OP Ward 6	

Q14-7. Preserve the environment

Very important	44.0%	24.3%	22.4%	15.3%	17.1%	15.8%	21.5%
Important	27.0%	29.7%	25.9%	27.3%	31.8%	30.7%	28.9%
Somewhat important	15.0%	28.8%	30.6%	32.7%	26.4%	28.4%	27.7%
Not important	5.0%	4.5%	10.9%	8.7%	13.2%	9.8%	9.0%
Not important at all	1.0%	2.7%	5.4%	9.3%	5.4%	9.3%	6.2%
Don't know	8.0%	9.9%	4.8%	6.7%	6.2%	6.0%	6.7%

WITHOUT "DON'T KNOW"

Q14. Please rate how important the following issues should be in determining the types of improvements (if any) that could be made to U.S. 69 between 103rd and 179th Streets. (without "don't know")

N=852

	Ward						Total
	OP Ward	OP Ward	OP Ward	OP Ward	OP Ward	OP Ward	
	1	2	3	4	5	6	

Q14-1. Improve traffic flow

Very important	45.2%	41.3%	51.0%	62.3%	56.2%	66.3%	55.8%
Important	36.6%	42.3%	37.2%	30.8%	28.9%	24.5%	32.2%
Somewhat important	15.1%	14.4%	8.3%	5.5%	9.1%	7.2%	9.2%
Not important	3.2%	1.9%	1.4%	0.7%	4.1%	1.9%	2.1%
Not important at all	0.0%	0.0%	2.1%	0.7%	1.7%	0.0%	0.7%

Q14-2. Promote economic development

Very important	12.9%	12.5%	5.9%	5.1%	13.9%	12.3%	10.2%
Important	35.3%	32.3%	34.1%	26.8%	28.7%	33.3%	31.7%
Somewhat important	30.6%	36.5%	35.6%	38.4%	29.6%	33.3%	34.2%
Not important	17.6%	13.5%	20.0%	21.7%	20.9%	16.2%	18.4%
Not important at all	3.5%	5.2%	4.4%	8.0%	7.0%	4.9%	5.6%

WITHOUT "DON'T KNOW"

Q14. Please rate how important the following issues should be in determining the types of improvements (if any) that could be made to U.S. 69 between 103rd and 179th Streets. (without "don't know")

N=852

	Ward						Total
	OP Ward	OP Ward	OP Ward	OP Ward	OP Ward	OP Ward	
	1	2	3	4	5	6	

Q14-3. Improve visual appeal/appearance of corridor

Very important	6.8%	4.1%	8.0%	6.3%	8.5%	9.8%	7.6%
Important	30.7%	16.3%	22.6%	22.5%	19.5%	25.4%	23.0%
Somewhat important	30.7%	41.8%	31.4%	32.4%	44.1%	35.6%	35.8%
Not important	26.1%	27.6%	32.1%	29.6%	18.6%	23.9%	26.3%
Not important at all	5.7%	10.2%	5.8%	9.2%	9.3%	5.4%	7.4%

Q14-4. Enhance driver safety

Very important	62.4%	57.7%	57.9%	61.0%	53.7%	55.8%	57.8%
Important	24.7%	29.8%	33.8%	32.2%	28.9%	30.8%	30.5%
Somewhat important	9.7%	12.5%	6.2%	4.8%	13.2%	10.6%	9.3%
Not important	3.2%	0.0%	2.1%	2.1%	3.3%	2.9%	2.3%
Not important at all	0.0%	0.0%	0.0%	0.0%	0.8%	0.0%	0.1%

WITHOUT "DON'T KNOW"

Q14. Please rate how important the following issues should be in determining the types of improvements (if any) that could be made to U.S. 69 between 103rd and 179th Streets. (without "don't know")

N=852

	Ward						Total
	OP Ward	OP Ward	OP Ward	OP Ward	OP Ward	OP Ward	
	1	2	3	4	5	6	

Q14-5. Allow people to safely walk across interchanges

Very important	19.8%	18.5%	15.0%	13.5%	15.9%	11.9%	15.1%
Important	30.2%	21.7%	25.2%	20.3%	20.4%	28.0%	24.5%
Somewhat important	31.4%	28.3%	26.0%	25.6%	23.0%	23.8%	25.8%
Not important	11.6%	15.2%	19.7%	21.1%	21.2%	21.2%	19.1%
Not important at all	7.0%	16.3%	14.2%	19.5%	19.5%	15.0%	15.6%

Q14-6. Allow people to safely bike across interchanges

Very important	20.9%	19.4%	15.6%	13.3%	17.7%	12.2%	15.7%
Important	27.9%	20.4%	27.3%	21.5%	20.4%	28.9%	24.9%
Somewhat important	31.4%	28.0%	21.9%	25.9%	23.0%	22.3%	24.7%
Not important	11.6%	17.2%	20.3%	19.3%	20.4%	17.8%	18.1%
Not important at all	8.1%	15.1%	14.8%	20.0%	18.6%	18.8%	16.6%

WITHOUT "DON'T KNOW"

Q14. Please rate how important the following issues should be in determining the types of improvements (if any) that could be made to U.S. 69 between 103rd and 179th Streets. (without "don't know")

N=852

	Ward						Total
	OP Ward 1	OP Ward 2	OP Ward 3	OP Ward 4	OP Ward 5	OP Ward 6	

Q14-7. Preserve the environment

Very important	47.8%	27.0%	23.6%	16.4%	18.2%	16.8%	23.0%
Important	29.3%	33.0%	27.1%	29.3%	33.9%	32.7%	30.9%
Somewhat important	16.3%	32.0%	32.1%	35.0%	28.1%	30.2%	29.7%
Not important	5.4%	5.0%	11.4%	9.3%	14.0%	10.4%	9.7%
Not important at all	1.1%	3.0%	5.7%	10.0%	5.8%	9.9%	6.7%

Q15. Of the issues listed in Question 14, which TWO do you think should be most important in determining the types of improvements (if any) that are made to U.S. 69 between 103rd and 179th Streets?

N=852

	Ward						Total
	OP Ward 1	OP Ward 2	OP Ward 3	OP Ward 4	OP Ward 5	OP Ward 6	

Q15. Top choice

Improve traffic flow	39.0%	43.2%	57.8%	62.0%	67.4%	66.0%	58.0%
Promote economic development	1.0%	5.4%	2.0%	0.7%	3.1%	0.9%	2.0%
Improve visual appeal/appearance of corridor	0.0%	0.9%	2.0%	0.0%	0.8%	0.5%	0.7%
Enhance driver safety	35.0%	34.2%	30.6%	28.0%	14.7%	22.3%	26.6%
Allow people to safely walk across interchanges	6.0%	2.7%	2.7%	1.3%	2.3%	1.4%	2.5%
Allow people to safely bike across interchanges	1.0%	0.9%	0.0%	0.7%	0.0%	0.5%	0.5%
Preserve the environment	8.0%	6.3%	2.0%	2.0%	2.3%	2.3%	3.4%
None chosen	10.0%	6.3%	2.7%	5.3%	9.3%	6.0%	6.3%

Q15. Of the issues listed in Question 14, which TWO do you think should be most important in determining the types of improvements (if any) that are made to U.S. 69 between 103rd and 179th Streets?

N=852

	Ward						Total
	OP Ward 1	OP Ward 2	OP Ward 3	OP Ward 4	OP Ward 5	OP Ward 6	

Q15. 2nd choice

Improve traffic flow	25.0%	28.8%	23.1%	24.0%	10.1%	14.9%	20.2%
Promote economic development	5.0%	8.1%	6.8%	6.0%	7.8%	13.0%	8.3%
Improve visual appeal/appearance of corridor	2.0%	3.6%	1.4%	2.7%	2.3%	6.0%	3.3%
Enhance driver safety	31.0%	36.9%	48.3%	50.0%	52.7%	47.0%	45.4%
Allow people to safely walk across interchanges	7.0%	6.3%	4.8%	4.7%	4.7%	1.4%	4.3%
Allow people to safely bike across interchanges	6.0%	7.2%	2.7%	2.0%	0.8%	1.9%	3.1%
Preserve the environment	13.0%	2.7%	10.2%	4.0%	9.3%	7.4%	7.6%
None chosen	11.0%	6.3%	2.7%	6.7%	12.4%	8.4%	7.7%

SUM OF THE TOP TWO CHOICES

Q15. Of the issues listed in Question 14, which TWO do you think should be most important in determining the types of improvements (if any) that are made to U.S. 69 between 103rd and 179th Streets? (top 2)

N=852

	Ward						Total
	OP Ward	OP Ward	OP Ward	OP Ward	OP Ward	OP Ward	
	1	2	3	4	5	6	

Q15. Top choice

Improve traffic flow	64.0%	72.1%	81.0%	86.0%	77.5%	80.9%	78.2%
Promote economic development	6.0%	13.5%	8.8%	6.7%	10.9%	14.0%	10.3%
Improve visual appeal/appearance of corridor	2.0%	4.5%	3.4%	2.7%	3.1%	6.5%	4.0%
Enhance driver safety	66.0%	71.2%	78.9%	78.0%	67.4%	69.3%	72.1%
Allow people to safely walk across interchanges	13.0%	9.0%	7.5%	6.0%	7.0%	2.8%	6.8%
Allow people to safely bike across interchanges	7.0%	8.1%	2.7%	2.7%	0.8%	2.3%	3.5%
Preserve the environment	21.0%	9.0%	12.2%	6.0%	11.6%	9.8%	11.0%
None chosen	10.0%	6.3%	2.7%	5.3%	9.3%	6.0%	6.3%

Q16. Overall, how important do you think it is to make improvements to U.S. 69 between 103rd and 179th Streets?

N=852

	Ward						Total
	OP Ward	OP Ward	OP Ward	OP Ward	OP Ward	OP Ward	
	1	2	3	4	5	6	

Q16. How important is it to make improvements to U.S. 69 between 103rd & 179th Streets

Very important	16.0%	17.1%	27.2%	28.7%	37.2%	40.0%	29.6%
Important	24.0%	36.0%	29.9%	37.3%	23.3%	33.5%	31.2%
Somewhat important	42.0%	34.2%	29.9%	26.0%	18.6%	19.5%	26.9%
Not important	9.0%	3.6%	6.8%	6.7%	11.6%	5.1%	6.9%
Not important at all	1.0%	3.6%	3.4%	0.0%	3.9%	0.5%	1.9%
Don't know	8.0%	5.4%	2.7%	1.3%	5.4%	1.4%	3.5%

WITHOUT "DON'T KNOW"

Q16. Overall, how important do you think it is to make improvements to U.S. 69 between 103rd and 179th Streets? (without "don't know")

N=852

	Ward						Total
	OP Ward	OP Ward	OP Ward	OP Ward	OP Ward	OP Ward	
	1	2	3	4	5	6	

Q16. How important is it to make improvements to U.S. 69 between 103rd & 179th Streets

Very important	17.4%	18.1%	28.0%	29.1%	39.3%	40.6%	30.7%
Important	26.1%	38.1%	30.8%	37.8%	24.6%	34.0%	32.4%
Somewhat important	45.7%	36.2%	30.8%	26.4%	19.7%	19.8%	27.9%
Not important	9.8%	3.8%	7.0%	6.8%	12.3%	5.2%	7.2%
Not important at all	1.1%	3.8%	3.5%	0.0%	4.1%	0.5%	1.9%

Q17. Have you seen "express toll lanes" in urban areas of other states like Texas, Colorado, or Minnesota where drivers can choose to pay a toll to drive in an express lane that bypasses congestion in untolled lanes?

N=852

		Ward						Total
		OP Ward	OP Ward	OP Ward	OP Ward	OP Ward	OP Ward	
		1	2	3	4	5	6	

Q17. Have you seen "express toll lanes" in urban areas of other states where drivers can choose to pay a toll to drive in an express lane that bypasses congestion in untolled lanes

Yes	70.0%	67.6%	78.9%	72.7%	77.5%	78.1%	74.9%
No	30.0%	32.4%	21.1%	27.3%	22.5%	21.9%	25.1%

Q18. Do you generally like the idea of being able to pay a toll to bypass congestion?

N=852	Ward						Total
	OP Ward	OP Ward	OP Ward	OP Ward	OP Ward	OP Ward	
	1	2	3	4	5	6	

Q18. Do you generally like the idea of being able to pay a toll to bypass congestion

Yes	25.0%	26.1%	27.9%	22.0%	17.8%	22.3%	23.4%
No	56.0%	54.1%	59.9%	66.0%	66.7%	63.3%	61.6%
Don't know	19.0%	19.8%	12.2%	12.0%	15.5%	14.4%	15.0%

WITHOUT "DON'T KNOW"

Q18. Do you generally like the idea of being able to pay a toll to bypass congestion? (without "don't know")

N=852	Ward						Total
	OP Ward	OP Ward	OP Ward	OP Ward	OP Ward	OP Ward	
	1	2	3	4	5	6	

Q18. Do you generally like the idea of being able to pay a toll to bypass congestion

Yes	30.9%	32.6%	31.8%	25.0%	21.1%	26.1%	27.5%
No	69.1%	67.4%	68.2%	75.0%	78.9%	73.9%	72.5%

Q19. From which of the following sources would you prefer to get information about improvements that are being considered to U.S. 69 between 103rd and 179th Streets?

N=852	Ward						Total
	OP Ward	OP Ward	OP Ward	OP Ward	OP Ward	OP Ward	
	1	2	3	4	5	6	

Q19. From what sources would you prefer to get information about improvements that are being considered to U.S. 69 between 103rd & 179th Streets

KDOT project website	39.0%	37.8%	38.1%	40.0%	38.0%	40.0%	39.0%
City of Overland Park	70.0%	67.6%	68.0%	70.0%	60.5%	71.6%	68.3%
Johnson County	62.0%	37.8%	53.1%	63.3%	47.3%	54.4%	53.4%
Kansas City Star	23.0%	25.2%	23.1%	20.7%	24.0%	21.9%	22.8%
TV News	32.0%	31.5%	34.0%	38.7%	34.9%	33.5%	34.3%
Direct mailings	28.0%	45.0%	41.5%	30.0%	32.6%	47.9%	38.6%
Facebook	15.0%	13.5%	8.8%	12.0%	11.6%	11.6%	11.9%
Instagram	4.0%	4.5%	2.7%	3.3%	2.3%	0.9%	2.7%
Nextdoor	16.0%	17.1%	13.6%	16.0%	20.9%	18.1%	17.0%
Public meetings (in-person)	3.0%	2.7%	6.8%	2.7%	6.2%	4.7%	4.5%
Public meetings (virtual)	8.0%	9.0%	10.9%	5.3%	9.3%	8.8%	8.6%
Not interested in more information	4.0%	3.6%	2.0%	2.7%	8.5%	0.9%	3.3%
Other	1.0%	2.7%	3.4%	1.3%	2.3%	4.7%	2.8%

Q19-13. Other

<u>Q19-13. Other</u>	<u>Number</u>	<u>Percent</u>
Email	8	33.3 %
Twitter	3	12.5 %
This email was nice	1	4.2 %
Twitter or texts	1	4.2 %
MeWe	1	4.2 %
Text email	1	4.2 %
Shawnee Mission Post	1	4.2 %
KCUR	1	4.2 %
Radio news station	1	4.2 %
Text and email alerts about new developments	1	4.2 %
KCUR RADIO STATION	1	4.2 %
INDUSTRY SOURCES KCA AND ACPA	1	4.2 %
NEWSLETTER	1	4.2 %
KDOT EMAILS	1	4.2 %
<u>OAK PARK HOME ASSOC</u>	<u>1</u>	<u>4.2 %</u>
Total	24	100.0 %

Q20. From the list in Question 19, which TWO sources do you trust most?

N=852	Ward						Total
	OP Ward	OP Ward	OP Ward	OP Ward	OP Ward	OP Ward	
	1	2	3	4	5	6	
<u>Q20. Top choice</u>							
KDOT project website	28.0%	25.2%	27.9%	32.7%	28.7%	30.7%	29.2%
City of Overland Park	33.0%	31.5%	28.6%	25.3%	24.8%	27.4%	28.1%
Johnson County	13.0%	9.9%	7.5%	8.7%	7.0%	7.0%	8.5%
Kansas City Star	3.0%	5.4%	6.8%	2.7%	4.7%	4.7%	4.6%
TV News	7.0%	3.6%	5.4%	12.0%	7.8%	4.7%	6.7%
Direct mailings	8.0%	14.4%	12.2%	6.0%	12.4%	17.7%	12.3%
Facebook	0.0%	0.0%	0.7%	1.3%	0.8%	0.0%	0.5%
Instagram	0.0%	0.0%	0.0%	0.0%	0.0%	0.0%	0.0%
Nextdoor	0.0%	0.0%	0.0%	1.3%	2.3%	0.9%	0.8%
Public meetings (in-person)	0.0%	1.8%	0.7%	0.0%	0.8%	0.0%	0.5%
Public meetings (virtual)	0.0%	0.9%	2.0%	1.3%	0.8%	0.0%	0.8%
Not interested in more information	0.0%	0.0%	0.0%	0.0%	0.0%	0.0%	0.0%
Other	0.0%	0.0%	0.7%	0.0%	0.8%	0.5%	0.4%
None chosen	8.0%	7.2%	7.5%	8.7%	9.3%	6.5%	7.7%

Q20. From the list in Question 19, which TWO sources do you trust most?

N=852	Ward						Total
	OP Ward	OP Ward	OP Ward	OP Ward	OP Ward	OP Ward	
	1	2	3	4	5	6	
<u>Q20. 2nd choice</u>							
KDOT project website	9.0%	9.9%	7.5%	4.7%	7.0%	7.9%	7.5%
City of Overland Park	23.0%	25.2%	33.3%	26.7%	24.8%	25.1%	26.5%
Johnson County	27.0%	18.0%	17.7%	20.0%	20.2%	22.3%	20.8%
Kansas City Star	6.0%	6.3%	3.4%	10.7%	7.8%	2.3%	5.8%
TV News	7.0%	10.8%	10.9%	10.0%	9.3%	10.2%	9.9%
Direct mailings	12.0%	9.0%	9.5%	8.0%	4.7%	13.0%	9.6%
Facebook	2.0%	2.7%	0.7%	2.7%	0.8%	0.5%	1.4%
Instagram	0.0%	0.9%	0.0%	0.0%	0.8%	0.0%	0.2%
Nextdoor	3.0%	2.7%	2.0%	2.7%	3.9%	3.3%	2.9%
Public meetings (in-person)	2.0%	0.9%	0.7%	1.3%	2.3%	0.5%	1.2%
Public meetings (virtual)	0.0%	3.6%	0.7%	0.7%	2.3%	2.3%	1.6%
Not interested in more information	0.0%	0.0%	0.0%	0.0%	1.6%	0.5%	0.4%
Other	0.0%	0.9%	0.0%	1.3%	0.8%	0.9%	0.7%
None chosen	9.0%	9.0%	13.6%	11.3%	14.0%	11.2%	11.5%

SUM OF THE TOP TWO CHOICES**Q20. From the list in Question 19, which TWO sources do you trust most? (top 2)**

N=852	Ward						Total
	OP Ward 1	OP Ward 2	OP Ward 3	OP Ward 4	OP Ward 5	OP Ward 6	
<u>Q20. Top choice</u>							
KDOT project website	37.0%	35.1%	35.4%	37.3%	35.7%	38.6%	36.7%
City of Overland Park	56.0%	56.8%	61.9%	52.0%	49.6%	52.6%	54.6%
Johnson County	40.0%	27.9%	25.2%	28.7%	27.1%	29.3%	29.2%
Kansas City Star	9.0%	11.7%	10.2%	13.3%	12.4%	7.0%	10.3%
TV News	14.0%	14.4%	16.3%	22.0%	17.1%	14.9%	16.5%
Direct mailings	20.0%	23.4%	21.8%	14.0%	17.1%	30.7%	21.9%
Facebook	2.0%	2.7%	1.4%	4.0%	1.6%	0.5%	1.9%
Instagram	0.0%	0.9%	0.0%	0.0%	0.8%	0.0%	0.2%
Nextdoor	3.0%	2.7%	2.0%	4.0%	6.2%	4.2%	3.8%
Public meetings (in-person)	2.0%	2.7%	1.4%	1.3%	3.1%	0.5%	1.6%
Public meetings (virtual)	0.0%	4.5%	2.7%	2.0%	3.1%	2.3%	2.5%
Not interested in more information	0.0%	0.0%	0.0%	0.0%	1.6%	0.5%	0.4%
Other	0.0%	0.9%	0.7%	1.3%	1.6%	1.4%	1.1%
None chosen	8.0%	7.2%	7.5%	8.7%	9.3%	6.5%	7.7%

Q21. Would you be interested in participating in future meetings and/or focus groups about improvements to U.S. 69 between 103rd and 179th Streets? These meetings may be conducted virtually.

N=852

		Ward						Total
		OP Ward	OP Ward	OP Ward	OP Ward	OP Ward	OP Ward	
		1	2	3	4	5	6	

Q21. Would you be interested in participating in future meetings and/or focus groups about improvements to U.S. 69 between 103rd & 179th Streets

Yes	13.0%	20.7%	25.2%	15.3%	20.9%	26.5%	21.1%
No	87.0%	79.3%	74.8%	84.7%	79.1%	73.5%	78.9%

Q22. Do you live inside the City of Overland Park?

N=852

Ward							Total
OP Ward 1	OP Ward 2	OP Ward 3	OP Ward 4	OP Ward 5	OP Ward 6		

Q22. Do you live inside City of Overland Park

Yes	100.0%	100.0%	100.0%	100.0%	100.0%	100.0%	100.0%
No	0.0%	0.0%	0.0%	0.0%	0.0%	0.0%	0.0%

Q23. What is your age?

N=852

	Ward						Total
	OP Ward	OP Ward	OP Ward	OP Ward	OP Ward	OP Ward	
	1	2	3	4	5	6	

Q23. Your age

18-34	27.0%	22.5%	20.4%	15.3%	20.2%	17.7%	19.8%
35-44	10.0%	22.5%	11.6%	19.3%	14.0%	20.5%	16.8%
45-54	13.0%	12.6%	17.0%	25.3%	21.7%	14.0%	17.4%
55-64	18.0%	12.6%	17.0%	20.0%	18.6%	20.9%	18.3%
65+	21.0%	21.6%	18.4%	12.7%	15.5%	16.3%	17.1%
Not provided	11.0%	8.1%	15.6%	7.3%	10.1%	10.7%	10.6%

Q24. What is your gender?

N=852

	Ward						Total
	OP Ward 1	OP Ward 2	OP Ward 3	OP Ward 4	OP Ward 5	OP Ward 6	

Q24. Your gender

Male	41.0%	44.1%	51.7%	60.0%	53.5%	57.2%	52.6%
Female	59.0%	55.9%	48.3%	40.0%	45.7%	42.8%	47.3%
Non-binary	0.0%	0.0%	0.0%	0.0%	0.0%	0.0%	0.0%
Other	0.0%	0.0%	0.0%	0.0%	0.8%	0.0%	0.1%
Not provided	0.0%	0.0%	0.0%	0.0%	0.0%	0.0%	0.0%

Q25. Are you registered to vote?

N=852

	Ward						Total
	OP Ward	OP Ward	OP Ward	OP Ward	OP Ward	OP Ward	
	1	2	3	4	5	6	

Q25. Are you registered to vote

Yes	92.0%	91.9%	91.8%	95.3%	94.6%	95.8%	93.9%
No	8.0%	8.1%	8.2%	4.7%	4.7%	4.2%	6.0%
Not provided	0.0%	0.0%	0.0%	0.0%	0.8%	0.0%	0.1%

Q26. Would you say your total annual household income is...

N=852

	Ward						Total
	OP Ward	OP Ward	OP Ward	OP Ward	OP Ward	OP Ward	
	1	2	3	4	5	6	

Q26. Your total annual household income

Under \$30K	14.0%	8.1%	4.1%	2.0%	2.3%	1.4%	4.5%
\$30K to \$69,999	20.0%	24.3%	10.9%	5.3%	12.4%	10.2%	12.8%
\$70K to \$99,999	21.0%	25.2%	19.0%	11.3%	10.1%	12.1%	15.6%
\$100K to \$124,999	9.0%	14.4%	14.3%	16.0%	15.5%	8.8%	12.8%
\$125K to \$149,999	6.0%	5.4%	17.0%	16.7%	11.6%	14.0%	12.6%
\$150k+	11.0%	10.8%	14.3%	28.7%	28.7%	28.4%	21.7%
Not provided	19.0%	11.7%	20.4%	20.0%	19.4%	25.1%	20.1%

Section 4

Crosstabulations by Frequency of U.S. 69 Use by Respondents

Q1. Before receiving this survey, did you know that KDOT was studying improvements to U.S. 69 between 103rd and 179th Streets?

N=1270

Q2. How frequently did you travel on U.S. 69 between 103rd & 179th Streets prior to COVID-19 Pandemic					Total
Almost daily	A few times a week	At least once a week	At least once a month	Less than once per month	

Q1. Did you know that KDOT was studying improvements to U.S. 69 between 103rd & 179th Streets before receiving this survey

Yes	50.1%	42.9%	36.3%	29.0%	30.9%	41.8%
No	49.9%	57.1%	63.7%	71.0%	69.1%	58.2%

Q2. Prior to the COVID-19 Pandemic, how frequently did you travel on U.S. 69 between 103rd and 179th Streets?

N=1270

Q2. How frequently did you travel on U.S. 69 between 103rd & 179th Streets prior to COVID-19 Pandemic					Total
Almost daily	A few times a week	At least once a week	At least once a month	Less than once per month	

Q2. How frequently did you travel on U.S. 69 between 103rd & 179th Streets prior to COVID-19 Pandemic

Almost daily	100.0%	0.0%	0.0%	0.0%	0.0%	38.6%
A few times a week	0.0%	100.0%	0.0%	0.0%	0.0%	25.6%
At least once a week	0.0%	0.0%	100.0%	0.0%	0.0%	14.4%
At least once a month	0.0%	0.0%	0.0%	100.0%	0.0%	13.9%
Less than once per month	0.0%	0.0%	0.0%	0.0%	100.0%	7.6%

Q3. For how many years have you been driving on U.S. 69 between 103rd and 179th Streets?

N=1270

Q2. How frequently did you travel on U.S. 69 between 103rd & 179th Streets prior to COVID-19 Pandemic

	Q2. How frequently did you travel on U.S. 69 between 103rd & 179th Streets prior to COVID-19 Pandemic					Total
	Almost daily	A few times a week	At least once a week	At least once a month	Less than once per month	

Q3. For how many years have you been driving on U.S. 69 between 103rd & 179th Streets

Less than 5 years	10.0%	7.4%	3.8%	5.7%	10.3%	7.9%
6-10 years	15.5%	14.8%	13.7%	13.6%	6.2%	14.1%
10+ years	74.2%	76.9%	81.9%	78.4%	77.3%	76.8%
Don't remember	0.2%	0.9%	0.5%	2.3%	6.2%	1.3%

Q4. Which ONE of the following describes the location of your home?

N=1270

Q2. How frequently did you travel on U.S. 69 between
103rd & 179th Streets prior to COVID-19 Pandemic

	Almost daily	A few times a week	At least once a week	At least once a month	Less than once per month	Total
--	-----------------	--------------------------	----------------------------	-----------------------------	--------------------------------	-------

Q4. Location of your home

North of 103rd Street	8.0%	22.8%	39.0%	51.7%	62.9%	26.5%
Between 103rd & 179th Streets	72.2%	64.5%	49.5%	44.9%	35.1%	60.2%
South of 179th Street	19.8%	12.7%	10.4%	2.8%	1.0%	12.9%
Not provided	0.0%	0.0%	1.1%	0.6%	1.0%	0.4%

Q5. Which of the following ways did you typically use U.S. 69 between 103rd and 179th Streets before the COVID-19 Pandemic?

N=1270

Q2. How frequently did you travel on U.S. 69 between 103rd & 179th Streets prior to COVID-19 Pandemic					Total
Almost daily	A few times a week	At least once a week	At least once a month	Less than once per month	

Q5. Which ways did you typically use U.S. 69 between 103rd & 179th Streets before COVID-19 Pandemic

I used U.S. 69 to travel between my home & destinations south of 103rd Street	17.2%	18.2%	29.7%	30.1%	43.3%	23.0%
I used U.S. 69 to travel between my home & destinations north of 103rd Street	29.4%	14.5%	14.3%	8.0%	16.5%	19.4%
I used U.S. 69 to travel between my home & destinations between 103rd & 179th Streets	18.6%	24.7%	22.5%	29.0%	21.6%	22.4%
All options were about equal	34.6%	42.0%	33.0%	33.0%	16.5%	34.6%
Not provided	0.2%	0.6%	0.5%	0.0%	2.1%	0.6%

Q6. For which of the following reasons did you typically travel on U.S. 69 between 103rd and 179th Streets prior to the COVID-19 Pandemic?

N=1270

Q2. How frequently did you travel on U.S. 69 between 103rd & 179th Streets prior to COVID-19 Pandemic					Total
Almost daily	A few times a week	At least once a week	At least once a month	Less than once per month	

Q6. For which reasons did you typically travel on U.S. 69 between 103rd & 179th Streets prior to COVID-19 Pandemic

Go to work/business-related travel	89.8%	49.7%	34.1%	18.2%	16.5%	56.0%
Visit friends/relatives	59.3%	56.8%	52.2%	41.5%	37.1%	53.5%
For recreation or entertainment (includes sporting events)	65.6%	55.9%	48.9%	48.9%	42.3%	56.6%
Shop/run errands	80.0%	81.5%	72.5%	68.2%	59.8%	76.1%
Get medical attention	43.6%	37.7%	31.3%	19.3%	19.6%	35.1%
Go to school/college	10.6%	4.0%	2.2%	2.3%	3.1%	6.1%
Other	1.0%	2.2%	3.3%	1.7%	6.2%	2.1%

Q7. How concerned are you with driver safety when you travel on U.S. 69 between 103rd and 179th Streets? Would you say you are...

N=1270

	Q2. How frequently did you travel on U.S. 69 between 103rd & 179th Streets prior to COVID-19 Pandemic					Total
	Almost daily	A few times a week	At least once a week	At least once a month	Less than once per month	

Q7. How concerned are you with driver safety when you travel on U.S. 69 between 103rd & 179th Streets

Very concerned	24.1%	17.0%	14.3%	14.2%	10.3%	18.4%
Somewhat concerned	42.7%	45.7%	52.2%	37.5%	38.1%	43.8%
Not concerned	30.1%	35.5%	30.2%	42.6%	43.3%	34.3%
Don't know	3.1%	1.9%	3.3%	5.7%	8.2%	3.5%

WITHOUT "DON'T KNOW"**Q7. How concerned are you with driver safety when you travel on U.S. 69 between 103rd and 179th Streets? Would you say you are... (without "don't know")**

N=1270

	Q2. How frequently did you travel on U.S. 69 between 103rd & 179th Streets prior to COVID-19 Pandemic					Total
	Almost daily	A few times a week	At least once a week	At least once a month	Less than once per month	

Q7. How concerned are you with driver safety when you travel on U.S. 69 between 103rd & 179th Streets

Very concerned	24.9%	17.3%	14.8%	15.1%	11.2%	19.1%
Somewhat concerned	44.1%	46.5%	54.0%	39.8%	41.6%	45.4%
Not concerned	31.0%	36.2%	31.3%	45.2%	47.2%	35.5%

Q8. How concerned are you with predictable travel times when you travel on U.S. 69 between 103rd and 179th Streets? Would you say you are...

N=1270

Q2. How frequently did you travel on U.S. 69 between 103rd & 179th Streets prior to COVID-19 Pandemic					Total
Almost daily	A few times a week	At least once a week	At least once a month	Less than once per month	

Q8. How concerned are you with predictable travel times when you travel on U.S. 69 between 103rd & 179th Streets

Very concerned	23.7%	15.4%	12.1%	11.4%	3.1%	16.6%
Somewhat concerned	46.8%	47.8%	36.3%	30.1%	24.7%	41.7%
Not concerned	27.0%	34.0%	46.2%	50.0%	61.9%	37.3%
Don't know	2.5%	2.8%	5.5%	8.5%	10.3%	4.4%

WITHOUT "DON'T KNOW"

Q8. How concerned are you with predictable travel times when you travel on U.S. 69 between 103rd and 179th Streets? Would you say you are... (without "don't know")

N=1270

Q2. How frequently did you travel on U.S. 69 between 103rd & 179th Streets prior to COVID-19 Pandemic					Total
Almost daily	A few times a week	At least once a week	At least once a month	Less than once per month	

Q8. How concerned are you with predictable travel times when you travel on U.S. 69 between 103rd & 179th Streets

Very concerned	24.3%	15.9%	12.8%	12.4%	3.4%	17.4%
Somewhat concerned	48.0%	49.2%	38.4%	32.9%	27.6%	43.6%
Not concerned	27.7%	34.9%	48.8%	54.7%	69.0%	39.0%

Q9. How would you rate the condition of the road surface on U.S. 69 between 103rd and 179th Streets? Would you rate it as...

N=1270

Q2. How frequently did you travel on U.S. 69 between 103rd & 179th Streets prior to COVID-19 Pandemic					Total
Almost daily	A few times a week	At least once a week	At least once a month	Less than once per month	

Q9. How would you rate condition of road surface on U.S. 69 between 103rd & 179th Streets

Excellent	10.4%	12.0%	9.3%	8.5%	5.2%	10.0%
Good	65.2%	58.3%	58.2%	55.1%	51.5%	60.0%
Fair (needs some improvement)	21.5%	24.7%	25.8%	21.0%	22.7%	22.9%
Poor (needs major improvements)	1.8%	2.2%	1.6%	3.4%	1.0%	2.1%
Don't know	1.0%	2.8%	4.9%	11.9%	19.6%	5.0%

WITHOUT "DON'T KNOW"**Q9. How would you rate the condition of the road surface on U.S. 69 between 103rd and 179th Streets? Would you rate it as... (without "don't know")**

N=1270

Q2. How frequently did you travel on U.S. 69 between 103rd & 179th Streets prior to COVID-19 Pandemic					Total
Almost daily	A few times a week	At least once a week	At least once a month	Less than once per month	

Q9. How would you rate condition of road surface on U.S. 69 between 103rd & 179th Streets

Excellent	10.5%	12.4%	9.8%	9.7%	6.4%	10.5%
Good	65.9%	60.0%	61.3%	62.6%	64.1%	63.1%
Fair (needs some improvement)	21.7%	25.4%	27.2%	23.9%	28.2%	24.1%
Poor (needs major improvements)	1.9%	2.2%	1.7%	3.9%	1.3%	2.2%

Q10. How would you rate the condition of the interchanges (on/off ramps) on U.S. 69 between 103rd and 179th Streets? Would you rate them as...

N=1270

Q2. How frequently did you travel on U.S. 69 between 103rd & 179th Streets prior to COVID-19 Pandemic					Total
Almost daily	A few times a week	At least once a week	At least once a month	Less than once per month	

Q10. How would you rate condition of interchanges on U.S. 69 between 103rd & 179th Streets

Excellent	6.3%	7.7%	2.7%	5.1%	3.1%	5.7%
Good	50.7%	50.9%	58.2%	43.2%	46.4%	50.5%
Fair (needs some improvement)	28.0%	28.4%	28.0%	30.7%	22.7%	28.1%
Poor (needs major improvements)	12.3%	10.8%	6.6%	9.1%	4.1%	10.0%
Don't know	2.7%	2.2%	4.4%	11.9%	23.7%	5.7%

WITHOUT "DON'T KNOW"

Q10. How would you rate the condition of the interchanges (on/off ramps) on U.S. 69 between 103rd and 179th Streets? Would you rate them as... (without "don't know")

N=1270

Q2. How frequently did you travel on U.S. 69 between 103rd & 179th Streets prior to COVID-19 Pandemic					Total
Almost daily	A few times a week	At least once a week	At least once a month	Less than once per month	

Q10. How would you rate condition of interchanges on U.S. 69 between 103rd & 179th Streets

Excellent	6.5%	7.9%	2.9%	5.8%	4.1%	6.1%
Good	52.1%	52.1%	60.9%	49.0%	60.8%	53.5%
Fair (needs some improvement)	28.8%	29.0%	29.3%	34.8%	29.7%	29.8%
Poor (needs major improvements)	12.6%	11.0%	6.9%	10.3%	5.4%	10.6%

Q11. How satisfied were you with the flow of traffic on U.S. 69 between 103rd and 179th Streets during the following time periods prior to the COVID-19 Pandemic?

N=1270

Q2. How frequently did you travel on U.S. 69 between 103rd & 179th Streets prior to COVID-19 Pandemic					Total
Almost daily	A few times a week	At least once a week	At least once a month	Less than once per month	

Q11-1. Northbound in the morning between 6-9am on weekdays (M-F)

Very satisfied	3.7%	2.8%	1.6%	0.0%	2.1%	2.5%
Satisfied	14.5%	11.7%	7.7%	5.7%	6.2%	10.9%
Neutral	17.8%	21.9%	22.0%	14.8%	16.5%	19.0%
Dissatisfied	36.4%	26.5%	19.2%	10.2%	4.1%	25.4%
Very dissatisfied	17.0%	10.2%	6.6%	1.7%	1.0%	10.4%
Don't know	10.6%	26.9%	42.9%	67.6%	70.1%	31.8%

Q11. How satisfied were you with the flow of traffic on U.S. 69 between 103rd and 179th Streets during the following time periods prior to the COVID-19 Pandemic?

N=1270

Q2. How frequently did you travel on U.S. 69 between 103rd & 179th Streets prior to COVID-19 Pandemic					Total
Almost daily	A few times a week	At least once a week	At least once a month	Less than once per month	

Q11-2. Southbound in the morning between 6-9am on weekdays (M-F)

Very satisfied	8.0%	7.1%	2.7%	1.1%	2.1%	5.6%
Satisfied	26.4%	24.7%	17.0%	7.4%	11.3%	20.9%
Neutral	17.0%	23.1%	26.9%	18.2%	10.3%	19.6%
Dissatisfied	6.1%	8.0%	6.0%	5.1%	4.1%	6.3%
Very dissatisfied	1.8%	2.5%	4.4%	0.6%	1.0%	2.1%
Don't know	40.7%	34.6%	42.9%	67.6%	71.1%	45.5%

Q11. How satisfied were you with the flow of traffic on U.S. 69 between 103rd and 179th Streets during the following time periods prior to the COVID-19 Pandemic?

N=1270

Q2. How frequently did you travel on U.S. 69 between 103rd & 179th Streets prior to COVID-19 Pandemic

	Almost daily	A few times a week	At least once a week	At least once a month	Less than once per month	Total
--	--------------	--------------------	----------------------	-----------------------	--------------------------	-------

Q11-3. Northbound between 9-3:30pm on weekdays (M-F)

Very satisfied	12.5%	13.3%	7.1%	2.3%	5.2%	9.9%
Satisfied	38.4%	37.7%	27.5%	17.0%	18.6%	32.1%
Neutral	21.3%	23.8%	26.9%	25.0%	14.4%	22.7%
Dissatisfied	7.8%	8.0%	6.0%	5.1%	5.2%	7.0%
Very dissatisfied	1.8%	0.9%	0.5%	0.6%	0.0%	1.1%
Don't know	18.2%	16.4%	31.9%	50.0%	56.7%	27.2%

Q11. How satisfied were you with the flow of traffic on U.S. 69 between 103rd and 179th Streets during the following time periods prior to the COVID-19 Pandemic?

N=1270

Q2. How frequently did you travel on U.S. 69 between
103rd & 179th Streets prior to COVID-19 Pandemic

	Almost daily	A few times a week	At least once a week	At least once a month	Less than once per month	Total
--	-----------------	--------------------------	----------------------------	-----------------------------	--------------------------------	-------

Q11-4. Southbound between 9-3:30pm on weekdays (M-F)

Very satisfied	13.1%	13.9%	6.0%	3.4%	5.2%	10.3%
Satisfied	37.2%	38.6%	28.0%	20.5%	22.7%	32.8%
Neutral	20.2%	24.4%	29.1%	23.9%	13.4%	22.5%
Dissatisfied	5.5%	5.9%	6.0%	6.3%	6.2%	5.8%
Very dissatisfied	2.0%	0.6%	0.5%	0.6%	0.0%	1.1%
Don't know	21.9%	16.7%	30.2%	45.5%	52.6%	27.5%

Q11. How satisfied were you with the flow of traffic on U.S. 69 between 103rd and 179th Streets during the following time periods prior to the COVID-19 Pandemic?

N=1270

Q2. How frequently did you travel on U.S. 69 between
103rd & 179th Streets prior to COVID-19 Pandemic

	Almost daily	A few times a week	At least once a week	At least once a month	Less than once per month	Total
--	-----------------	--------------------------	----------------------------	-----------------------------	--------------------------------	-------

Q11-5. Northbound in the evening between 3:30-6pm on weekdays (M-F)

Very satisfied	3.3%	5.2%	1.1%	0.6%	2.1%	3.0%
Satisfied	22.3%	23.8%	15.9%	10.2%	9.3%	19.1%
Neutral	26.2%	25.0%	26.4%	19.3%	16.5%	24.2%
Dissatisfied	20.4%	22.5%	22.0%	15.9%	8.2%	19.7%
Very dissatisfied	7.8%	5.2%	6.6%	4.0%	2.1%	6.0%
Don't know	20.0%	18.2%	28.0%	50.0%	61.9%	28.0%

Q11. How satisfied were you with the flow of traffic on U.S. 69 between 103rd and 179th Streets during the following time periods prior to the COVID-19 Pandemic?

N=1270

Q2. How frequently did you travel on U.S. 69 between
103rd & 179th Streets prior to COVID-19 Pandemic

	Almost daily	A few times a week	At least once a week	At least once a month	Less than once per month	Total
--	-----------------	--------------------------	----------------------------	-----------------------------	--------------------------------	-------

Q11-6. Southbound in the evening between 3:30-6pm on weekdays (M-F)

Very satisfied	2.9%	3.7%	1.6%	1.1%	3.1%	2.7%
Satisfied	13.1%	13.0%	8.8%	8.0%	11.3%	11.7%
Neutral	16.4%	22.5%	26.4%	18.2%	15.5%	19.5%
Dissatisfied	39.9%	33.6%	28.0%	21.0%	12.4%	31.8%
Very dissatisfied	19.2%	12.7%	11.0%	4.5%	3.1%	13.1%
Don't know	8.6%	14.5%	24.2%	47.2%	54.6%	21.3%

Q11. How satisfied were you with the flow of traffic on U.S. 69 between 103rd and 179th Streets during the following time periods prior to the COVID-19 Pandemic?

N=1270

Q2. How frequently did you travel on U.S. 69 between
103rd & 179th Streets prior to COVID-19 Pandemic

Total

Almost daily	A few times a week	At least once a week	At least once a month	Less than once per month	Total
-----------------	--------------------------	----------------------------	-----------------------------	--------------------------------	-------

Q11-7. All other times on weekdays

Very satisfied	11.7%	13.9%	8.2%	2.8%	7.2%	10.2%
Satisfied	41.7%	37.0%	34.6%	26.1%	19.6%	35.7%
Neutral	28.0%	32.1%	33.5%	29.0%	21.6%	29.4%
Dissatisfied	5.1%	2.8%	3.3%	4.5%	1.0%	3.9%
Very dissatisfied	0.6%	0.9%	0.5%	0.0%	0.0%	0.6%
Don't know	12.9%	13.3%	19.8%	37.5%	50.5%	20.3%

Q11. How satisfied were you with the flow of traffic on U.S. 69 between 103rd and 179th Streets during the following time periods prior to the COVID-19 Pandemic?

N=1270

Q2. How frequently did you travel on U.S. 69 between
103rd & 179th Streets prior to COVID-19 Pandemic

Total

Almost daily	A few times a week	At least once a week	At least once a month	Less than once per month	Total
-----------------	--------------------------	----------------------------	-----------------------------	--------------------------------	-------

Q11-8. On weekends (Sat & Sun)

Very satisfied	20.4%	16.4%	13.7%	8.0%	12.4%	16.1%
Satisfied	43.8%	45.7%	42.9%	37.5%	27.8%	42.0%
Neutral	24.1%	25.3%	22.5%	24.4%	19.6%	23.9%
Dissatisfied	5.1%	4.0%	7.1%	5.7%	4.1%	5.1%
Very dissatisfied	0.6%	0.6%	1.1%	0.0%	0.0%	0.6%
Don't know	5.9%	8.0%	12.6%	24.4%	36.1%	12.4%

WITHOUT "DON'T KNOW"**Q11. How satisfied were you with the flow of traffic on U.S. 69 between 103rd and 179th Streets during the following time periods prior to the COVID-19 Pandemic? (without "don't know")**

N=1270

Q2. How frequently did you travel on U.S. 69 between
103rd & 179th Streets prior to COVID-19 Pandemic

Total

	Almost daily	A few times a week	At least once a week	At least once a month	Less than once per month	
--	-----------------	--------------------------	----------------------------	-----------------------------	--------------------------------	--

Q11-1. Northbound in the morning between 6-9am on weekdays (M-F)

Very satisfied	4.1%	3.8%	2.9%	0.0%	6.9%	3.7%
Satisfied	16.2%	16.0%	13.5%	17.5%	20.7%	16.1%
Neutral	19.9%	30.0%	38.5%	45.6%	55.2%	27.8%
Dissatisfied	40.7%	36.3%	33.7%	31.6%	13.8%	37.2%
Very dissatisfied	19.0%	13.9%	11.5%	5.3%	3.4%	15.2%

Q11-2. Southbound in the morning between 6-9am on weekdays (M-F)

Very satisfied	13.4%	10.8%	4.8%	3.5%	7.1%	10.3%
Satisfied	44.5%	37.7%	29.8%	22.8%	39.3%	38.3%
Neutral	28.6%	35.4%	47.1%	56.1%	35.7%	36.0%
Dissatisfied	10.3%	12.3%	10.6%	15.8%	14.3%	11.6%
Very dissatisfied	3.1%	3.8%	7.7%	1.8%	3.6%	3.9%

WITHOUT "DON'T KNOW"**Q11. How satisfied were you with the flow of traffic on U.S. 69 between 103rd and 179th Streets during the following time periods prior to the COVID-19 Pandemic? (without "don't know")**

N=1270

Q2. How frequently did you travel on U.S. 69 between
103rd & 179th Streets prior to COVID-19 Pandemic

Total

Almost daily	A few times a week	At least once a week	At least once a month	Less than once per month	Total
-----------------	--------------------------	----------------------------	-----------------------------	--------------------------------	-------

Q11-3. Northbound between 9-3:30pm on weekdays (M-F)

Very satisfied	15.3%	15.9%	10.5%	4.5%	11.9%	13.6%
Satisfied	47.0%	45.0%	40.3%	34.1%	42.9%	44.1%
Neutral	26.0%	28.4%	39.5%	50.0%	33.3%	31.1%
Dissatisfied	9.5%	9.6%	8.9%	10.2%	11.9%	9.6%
Very dissatisfied	2.3%	1.1%	0.8%	1.1%	0.0%	1.5%

Q11-4. Southbound between 9-3:30pm on weekdays (M-F)

Very satisfied	16.8%	16.7%	8.7%	6.3%	10.9%	14.2%
Satisfied	47.6%	46.3%	40.2%	37.5%	47.8%	45.2%
Neutral	25.9%	29.3%	41.7%	43.8%	28.3%	31.1%
Dissatisfied	7.1%	7.0%	8.7%	11.5%	13.0%	8.0%
Very dissatisfied	2.6%	0.7%	0.8%	1.0%	0.0%	1.5%

WITHOUT "DON'T KNOW"**Q11. How satisfied were you with the flow of traffic on U.S. 69 between 103rd and 179th Streets during the following time periods prior to the COVID-19 Pandemic? (without "don't know")**

N=1270

Q2. How frequently did you travel on U.S. 69 between
103rd & 179th Streets prior to COVID-19 Pandemic

Total

Almost daily	A few times a week	At least once a week	At least once a month	Less than once per month	Total
-----------------	--------------------------	----------------------------	-----------------------------	--------------------------------	-------

Q11-5. Northbound in the evening between 3:30-6pm on weekdays (M-F)

Very satisfied	4.1%	6.4%	1.5%	1.1%	5.4%	4.2%
Satisfied	27.9%	29.1%	22.1%	20.5%	24.3%	26.6%
Neutral	32.7%	30.6%	36.6%	38.6%	43.2%	33.6%
Dissatisfied	25.6%	27.5%	30.5%	31.8%	21.6%	27.4%
Very dissatisfied	9.7%	6.4%	9.2%	8.0%	5.4%	8.3%

Q11-6. Southbound in the evening between 3:30-6pm on weekdays (M-F)

Very satisfied	3.1%	4.3%	2.2%	2.2%	6.8%	3.4%
Satisfied	14.3%	15.2%	11.6%	15.1%	25.0%	14.8%
Neutral	17.9%	26.4%	34.8%	34.4%	34.1%	24.8%
Dissatisfied	43.6%	39.4%	37.0%	39.8%	27.3%	40.4%
Very dissatisfied	21.0%	14.8%	14.5%	8.6%	6.8%	16.6%

WITHOUT "DON'T KNOW"**Q11. How satisfied were you with the flow of traffic on U.S. 69 between 103rd and 179th Streets during the following time periods prior to the COVID-19 Pandemic? (without "don't know")**

N=1270

Q2. How frequently did you travel on U.S. 69 between
103rd & 179th Streets prior to COVID-19 Pandemic

Total

	Almost daily	A few times a week	At least once a week	At least once a month	Less than once per month	
--	-----------------	--------------------------	----------------------------	-----------------------------	--------------------------------	--

Q11-7. All other times on weekdays

Very satisfied	13.4%	16.0%	10.3%	4.5%	14.6%	12.7%
Satisfied	47.9%	42.7%	43.2%	41.8%	39.6%	44.8%
Neutral	32.2%	37.0%	41.8%	46.4%	43.8%	37.0%
Dissatisfied	5.9%	3.2%	4.1%	7.3%	2.1%	4.8%
Very dissatisfied	0.7%	1.1%	0.7%	0.0%	0.0%	0.7%

Q11-8. On weekends (Sat & Sun)

Very satisfied	21.7%	17.8%	15.7%	10.5%	19.4%	18.3%
Satisfied	46.5%	49.7%	49.1%	49.6%	43.5%	48.0%
Neutral	25.7%	27.5%	25.8%	32.3%	30.6%	27.2%
Dissatisfied	5.4%	4.4%	8.2%	7.5%	6.5%	5.8%
Very dissatisfied	0.7%	0.7%	1.3%	0.0%	0.0%	0.6%

Q12. How does congestion on U.S. 69 compare to other highways in Kansas?

N=1270

Q2. How frequently did you travel on U.S. 69 between
103rd & 179th Streets prior to COVID-19 Pandemic

	Almost daily	A few times a week	At least once a week	At least once a month	Less than once per month	Total
--	-----------------	--------------------------	----------------------------	-----------------------------	--------------------------------	-------

Q12. How does congestion on U.S. 69 compare to other highways in Kansas

It has the worst congestion in the State	5.9%	3.1%	1.6%	0.6%	1.0%	3.5%
Much worse than others	14.5%	9.0%	6.6%	7.4%	4.1%	10.2%
Worse than others	28.0%	26.2%	31.9%	25.0%	19.6%	27.1%
About the same	24.7%	35.8%	28.6%	37.5%	29.9%	30.2%
Better than others	14.9%	12.7%	14.3%	8.0%	21.6%	13.8%
Much better than others	2.2%	2.8%	2.7%	2.8%	0.0%	2.4%
Don't know	9.6%	10.5%	14.3%	18.8%	23.7%	12.8%

WITHOUT "DON'T KNOW"**Q12. How does congestion on U.S. 69 compare to other highways in Kansas? (without "don't know")**

N=1270

Q2. How frequently did you travel on U.S. 69 between 103rd & 179th Streets prior to COVID-19 Pandemic					Total
Almost daily	A few times a week	At least once a week	At least once a month	Less than once per month	

Q12. How does congestion on U.S. 69 compare to other highways in Kansas

It has the worst congestion in the State	6.6%	3.4%	1.9%	0.7%	1.4%	4.0%
Much worse than others	16.1%	10.0%	7.7%	9.1%	5.4%	11.7%
Worse than others	31.0%	29.3%	37.2%	30.8%	25.7%	31.1%
About the same	27.4%	40.0%	33.3%	46.2%	39.2%	34.7%
Better than others	16.5%	14.1%	16.7%	9.8%	28.4%	15.8%
Much better than others	2.5%	3.1%	3.2%	3.5%	0.0%	2.8%

Q13. In general, how do you think traffic flow on U.S. 69 has changed since the beginning of the COVID-19 Pandemic? Would you say it has gotten...

N=1270

Q2. How frequently did you travel on U.S. 69 between 103rd & 179th Streets prior to COVID-19 Pandemic					Total
Almost daily	A few times a week	At least once a week	At least once a month	Less than once per month	

Q13. How has traffic flow on U.S. 69 changed since beginning of COVID-19 Pandemic in general

Much better	31.3%	15.7%	12.6%	9.7%	8.2%	19.9%
Somewhat better	47.9%	56.5%	47.3%	42.6%	22.7%	47.3%
Stayed about the same	14.3%	16.7%	22.5%	19.3%	13.4%	16.7%
Somewhat worse	0.4%	1.2%	1.1%	0.6%	1.0%	0.8%
Much worse	0.4%	0.3%	0.0%	0.0%	1.0%	0.3%
Don't know	5.7%	9.6%	16.5%	27.8%	53.6%	15.0%

WITHOUT "DON'T KNOW"

Q13. In general, how do you think traffic flow on U.S. 69 has changed since the beginning of the COVID-19 Pandemic? Would you say it has gotten... (without "don't know")

N=1270

Q2. How frequently did you travel on U.S. 69 between 103rd & 179th Streets prior to COVID-19 Pandemic					Total
Almost daily	A few times a week	At least once a week	At least once a month	Less than once per month	

Q13. How has traffic flow on U.S. 69 changed since beginning of COVID-19 Pandemic in general

Much better	33.2%	17.4%	15.1%	13.4%	17.8%	23.4%
Somewhat better	50.8%	62.5%	56.6%	59.1%	48.9%	55.6%
Stayed about the same	15.2%	18.4%	27.0%	26.8%	28.9%	19.6%
Somewhat worse	0.4%	1.4%	1.3%	0.8%	2.2%	0.9%
Much worse	0.4%	0.3%	0.0%	0.0%	2.2%	0.4%

Q14. Please rate how important the following issues should be in determining the types of improvements (if any) that could be made to U.S. 69 between 103rd and 179th Streets.

N=1270

Q2. How frequently did you travel on U.S. 69 between
103rd & 179th Streets prior to COVID-19 Pandemic

	Almost daily	A few times a week	At least once a week	At least once a month	Less than once per month	Total
--	-----------------	--------------------------	----------------------------	-----------------------------	--------------------------------	-------

Q14-1. Improve traffic flow

Very important	63.4%	49.7%	41.8%	42.0%	29.9%	51.3%
Important	25.4%	33.0%	37.9%	35.2%	40.2%	31.6%
Somewhat important	8.6%	10.5%	11.0%	11.4%	13.4%	10.2%
Not important	1.4%	2.8%	2.7%	1.1%	1.0%	1.9%
Not important at all	0.6%	0.9%	0.0%	1.1%	1.0%	0.7%
Don't know	0.6%	3.1%	6.6%	9.1%	14.4%	4.3%

Q14-2. Promote economic development

Very important	12.7%	7.4%	7.1%	6.3%	7.2%	9.2%
Important	26.0%	28.7%	24.7%	26.7%	24.7%	26.5%
Somewhat important	32.3%	30.6%	33.0%	30.7%	26.8%	31.3%
Not important	16.2%	19.8%	16.5%	14.2%	12.4%	16.5%
Not important at all	7.0%	5.2%	5.5%	5.1%	7.2%	6.1%
Don't know	5.9%	8.3%	13.2%	17.0%	21.6%	10.3%

Q14. Please rate how important the following issues should be in determining the types of improvements (if any) that could be made to U.S. 69 between 103rd and 179th Streets.

N=1270

Q2. How frequently did you travel on U.S. 69 between
103rd & 179th Streets prior to COVID-19 Pandemic

	Almost daily	A few times a week	At least once a week	At least once a month	Less than once per month	Total
--	-----------------	--------------------------	----------------------------	-----------------------------	--------------------------------	-------

Q14-3. Improve visual appeal/appearance of corridor

Very important	9.0%	4.6%	7.1%	3.4%	4.1%	6.5%
Important	19.0%	19.8%	16.5%	19.9%	15.5%	18.7%
Somewhat important	31.5%	31.8%	32.4%	34.7%	34.0%	32.4%
Not important	27.8%	29.0%	28.6%	19.3%	22.7%	26.6%
Not important at all	8.4%	8.3%	4.9%	7.4%	7.2%	7.7%
Don't know	4.3%	6.5%	10.4%	15.3%	16.5%	8.2%

Q14-4. Enhance driver safety

Very important	56.9%	52.5%	49.5%	51.7%	44.3%	53.0%
Important	28.8%	29.0%	31.3%	29.0%	38.1%	30.0%
Somewhat important	9.4%	11.7%	9.3%	8.0%	5.2%	9.4%
Not important	3.1%	2.8%	3.3%	1.7%	1.0%	2.7%
Not important at all	0.6%	0.3%	0.0%	0.0%	0.0%	0.3%
Don't know	1.2%	3.7%	6.6%	9.7%	11.3%	4.6%

Q14. Please rate how important the following issues should be in determining the types of improvements (if any) that could be made to U.S. 69 between 103rd and 179th Streets.

N=1270

Q2. How frequently did you travel on U.S. 69 between
103rd & 179th Streets prior to COVID-19 Pandemic

	Almost daily	A few times a week	At least once a week	At least once a month	Less than once per month	Total
--	-----------------	--------------------------	----------------------------	-----------------------------	--------------------------------	-------

Q14-5. Allow people to safely walk across interchanges

Very important	10.8%	12.0%	14.8%	13.6%	20.6%	12.8%
Important	22.7%	17.3%	14.3%	26.1%	25.8%	20.8%
Somewhat important	21.3%	22.5%	24.7%	23.9%	24.7%	22.8%
Not important	18.6%	18.2%	20.3%	8.0%	4.1%	16.1%
Not important at all	16.8%	16.4%	8.2%	8.5%	4.1%	13.3%
Don't know	9.8%	13.6%	17.6%	19.9%	20.6%	14.1%

Q14-6. Allow people to safely bike across interchanges

Very important	11.5%	14.5%	13.7%	14.2%	18.6%	13.5%
Important	24.1%	15.7%	14.3%	24.4%	26.8%	20.9%
Somewhat important	20.0%	22.2%	28.0%	24.4%	29.9%	23.1%
Not important	15.7%	19.1%	19.2%	9.1%	1.0%	15.0%
Not important at all	20.4%	16.4%	7.7%	9.7%	3.1%	14.7%
Don't know	8.2%	12.0%	17.0%	18.2%	20.6%	12.8%

Q14. Please rate how important the following issues should be in determining the types of improvements (if any) that could be made to U.S. 69 between 103rd and 179th Streets.

N=1270

Q2. How frequently did you travel on U.S. 69 between
103rd & 179th Streets prior to COVID-19 Pandemic

Total

Almost daily	A few times a week	At least once a week	At least once a month	Less than once per month	Total
-----------------	--------------------------	----------------------------	-----------------------------	--------------------------------	-------

Q14-7. Preserve the environment

Very important	16.4%	20.4%	20.9%	28.4%	28.9%	20.7%
Important	27.2%	23.1%	31.9%	26.1%	34.0%	27.2%
Somewhat important	32.5%	32.7%	22.5%	22.7%	14.4%	28.4%
Not important	10.4%	11.4%	10.4%	8.5%	2.1%	9.8%
Not important at all	9.4%	6.2%	4.9%	2.3%	5.2%	6.6%
Don't know	4.1%	6.2%	9.3%	11.9%	15.5%	7.3%

WITHOUT "DON'T KNOW"**Q14. Please rate how important the following issues should be in determining the types of improvements (if any) that could be made to U.S. 69 between 103rd and 179th Streets. (without "don't know")**

N=1270

Q2. How frequently did you travel on U.S. 69 between
103rd & 179th Streets prior to COVID-19 Pandemic

Total

	Almost daily	A few times a week	At least once a week	At least once a month	Less than once per month	
--	-----------------	--------------------------	----------------------------	-----------------------------	--------------------------------	--

Q14-1. Improve traffic flow

Very important	63.8%	51.3%	44.7%	46.3%	34.9%	53.6%
Important	25.5%	34.1%	40.6%	38.8%	47.0%	33.0%
Somewhat important	8.6%	10.8%	11.8%	12.5%	15.7%	10.7%
Not important	1.4%	2.9%	2.9%	1.3%	1.2%	2.0%
Not important at all	0.6%	1.0%	0.0%	1.3%	1.2%	0.7%

Q14-2. Promote economic development

Very important	13.5%	8.1%	8.2%	7.5%	9.2%	10.3%
Important	27.6%	31.3%	28.5%	32.2%	31.6%	29.5%
Somewhat important	34.3%	33.3%	38.0%	37.0%	34.2%	34.9%
Not important	17.2%	21.5%	19.0%	17.1%	15.8%	18.4%
Not important at all	7.4%	5.7%	6.3%	6.2%	9.2%	6.8%

WITHOUT "DON'T KNOW"

Q14. Please rate how important the following issues should be in determining the types of improvements (if any) that could be made to U.S. 69 between 103rd and 179th Streets. (without "don't know")

N=1270

Q2. How frequently did you travel on U.S. 69 between 103rd & 179th Streets prior to COVID-19 Pandemic					Total
Almost daily	A few times a week	At least once a week	At least once a month	Less than once per month	

Q14-3. Improve visual appeal/appearance of corridor

Very important	9.4%	5.0%	8.0%	4.0%	4.9%	7.0%
Important	19.9%	21.1%	18.4%	23.5%	18.5%	20.3%
Somewhat important	32.9%	34.0%	36.2%	40.9%	40.7%	35.2%
Not important	29.1%	31.0%	31.9%	22.8%	27.2%	29.0%
Not important at all	8.8%	8.9%	5.5%	8.7%	8.6%	8.4%

Q14-4. Enhance driver safety

Very important	57.6%	54.5%	52.9%	57.2%	50.0%	55.5%
Important	29.2%	30.1%	33.5%	32.1%	43.0%	31.4%
Somewhat important	9.5%	12.2%	10.0%	8.8%	5.8%	9.9%
Not important	3.1%	2.9%	3.5%	1.9%	1.2%	2.8%
Not important at all	0.6%	0.3%	0.0%	0.0%	0.0%	0.3%

WITHOUT "DON'T KNOW"**Q14. Please rate how important the following issues should be in determining the types of improvements (if any) that could be made to U.S. 69 between 103rd and 179th Streets. (without "don't know")**

N=1270

Q2. How frequently did you travel on U.S. 69 between 103rd & 179th Streets prior to COVID-19 Pandemic					Total
Almost daily	A few times a week	At least once a week	At least once a month	Less than once per month	

Q14-5. Allow people to safely walk across interchanges

Very important	12.0%	13.9%	18.0%	17.0%	26.0%	14.9%
Important	25.2%	20.0%	17.3%	32.6%	32.5%	24.2%
Somewhat important	23.6%	26.1%	30.0%	29.8%	31.2%	26.6%
Not important	20.6%	21.1%	24.7%	9.9%	5.2%	18.8%
Not important at all	18.6%	18.9%	10.0%	10.6%	5.2%	15.5%

Q14-6. Allow people to safely bike across interchanges

Very important	12.5%	16.5%	16.6%	17.4%	23.4%	15.4%
Important	26.3%	17.9%	17.2%	29.9%	33.8%	23.9%
Somewhat important	21.8%	25.3%	33.8%	29.9%	37.7%	26.5%
Not important	17.1%	21.8%	23.2%	11.1%	1.3%	17.2%
Not important at all	22.3%	18.6%	9.3%	11.8%	3.9%	16.9%

WITHOUT "DON'T KNOW"

Q14. Please rate how important the following issues should be in determining the types of improvements (if any) that could be made to U.S. 69 between 103rd and 179th Streets. (without "don't know")

N=1270

Q2. How frequently did you travel on U.S. 69 between
103rd & 179th Streets prior to COVID-19 Pandemic

Total

Almost daily	A few times a week	At least once a week	At least once a month	Less than once per month	Total
-----------------	--------------------------	----------------------------	-----------------------------	--------------------------------	-------

Q14-7. Preserve the environment

Very important	17.1%	21.7%	23.0%	32.3%	34.1%	22.3%
Important	28.4%	24.7%	35.2%	29.7%	40.2%	29.3%
Somewhat important	33.9%	34.9%	24.8%	25.8%	17.1%	30.7%
Not important	10.9%	12.2%	11.5%	9.7%	2.4%	10.5%
Not important at all	9.8%	6.6%	5.5%	2.6%	6.1%	7.1%

Q15. Of the issues listed in Question 14, which TWO do you think should be most important in determining the types of improvements (if any) that are made to U.S. 69 between 103rd and 179th Streets?

N=1270

Q2. How frequently did you travel on U.S. 69 between
103rd & 179th Streets prior to COVID-19 Pandemic

Total

Almost daily	A few times a week	At least once a week	At least once a month	Less than once per month	Total
-----------------	--------------------------	----------------------------	-----------------------------	--------------------------------	-------

Q15. Top choice

Improve traffic flow	69.7%	55.9%	48.9%	43.8%	37.1%	57.0%
Promote economic development	1.2%	3.4%	1.6%	2.3%	2.1%	2.0%
Improve visual appeal/appearance of corridor	0.0%	1.2%	0.0%	1.1%	1.0%	0.6%
Enhance driver safety	22.7%	27.2%	30.8%	34.1%	38.1%	27.9%
Allow people to safely walk across interchanges	1.4%	0.9%	3.8%	3.4%	4.1%	2.1%
Allow people to safely bike across interchanges	0.4%	0.0%	0.5%	1.1%	0.0%	0.4%
Preserve the environment	2.5%	4.6%	1.6%	4.0%	8.2%	3.5%
None chosen	2.0%	6.8%	12.6%	10.2%	9.3%	6.5%

Q15. Of the issues listed in Question 14, which TWO do you think should be most important in determining the types of improvements (if any) that are made to U.S. 69 between 103rd and 179th Streets?

N=1270

Q2. How frequently did you travel on U.S. 69 between
103rd & 179th Streets prior to COVID-19 Pandemic

Total

Almost daily	A few times a week	At least once a week	At least once a month	Less than once per month	Total
-----------------	--------------------------	----------------------------	-----------------------------	--------------------------------	-------

Q15. 2nd choice

Improve traffic flow	19.2%	21.0%	24.7%	27.3%	21.6%	21.8%
Promote economic development	10.8%	8.6%	7.1%	7.4%	4.1%	8.7%
Improve visual appeal/appearance of corridor	4.1%	2.5%	1.6%	2.3%	3.1%	3.0%
Enhance driver safety	52.6%	45.1%	40.1%	34.1%	32.0%	44.6%
Allow people to safely walk across interchanges	2.2%	4.3%	2.2%	8.5%	8.2%	4.1%
Allow people to safely bike across interchanges	2.5%	3.1%	3.3%	5.7%	5.2%	3.4%
Preserve the environment	4.5%	7.7%	6.6%	4.0%	16.5%	6.5%
None chosen	4.1%	7.7%	14.3%	10.8%	9.3%	7.8%

SUM OF THE TOP TWO CHOICES

Q15. Of the issues listed in Question 14, which TWO do you think should be most important in determining the types of improvements (if any) that are made to U.S. 69 between 103rd and 179th Streets? (top 2)

N=1270

Q2. How frequently did you travel on U.S. 69 between
103rd & 179th Streets prior to COVID-19 Pandemic

Total

Almost daily	A few times a week	At least once a week	At least once a month	Less than once per month	
-----------------	--------------------------	----------------------------	-----------------------------	--------------------------------	--

Q15. Top choice

Improve traffic flow	89.0%	76.9%	73.6%	71.0%	58.8%	78.8%
Promote economic development	12.1%	12.0%	8.8%	9.7%	6.2%	10.8%
Improve visual appeal/appearance of corridor	4.1%	3.7%	1.6%	3.4%	4.1%	3.5%
Enhance driver safety	75.3%	72.2%	70.9%	68.2%	70.1%	72.5%
Allow people to safely walk across interchanges	3.7%	5.2%	6.0%	11.9%	12.4%	6.2%
Allow people to safely bike across interchanges	2.9%	3.1%	3.8%	6.8%	5.2%	3.8%
Preserve the environment	7.0%	12.3%	8.2%	8.0%	24.7%	10.1%
None chosen	2.0%	6.8%	12.6%	10.2%	9.3%	6.5%

Q16. Overall, how important do you think it is to make improvements to U.S. 69 between 103rd and 179th Streets?

N=1270

Q2. How frequently did you travel on U.S. 69 between 103rd & 179th Streets prior to COVID-19 Pandemic					Total
Almost daily	A few times a week	At least once a week	At least once a month	Less than once per month	

Q16. How important is it to make improvements to U.S. 69 between 103rd & 179th Streets

Very important	40.7%	25.9%	19.2%	14.8%	10.3%	27.9%
Important	30.1%	34.3%	34.6%	30.7%	20.6%	31.1%
Somewhat important	21.3%	28.4%	29.1%	35.8%	41.2%	27.9%
Not important	5.1%	7.4%	8.2%	8.5%	9.3%	6.9%
Not important at all	1.8%	2.5%	2.7%	2.8%	1.0%	2.2%
Don't know	1.0%	1.5%	6.0%	7.4%	17.5%	4.0%

WITHOUT "DON'T KNOW"**Q16. Overall, how important do you think it is to make improvements to U.S. 69 between 103rd and 179th Streets? (without "don't know")**

N=1270

Q2. How frequently did you travel on U.S. 69 between 103rd & 179th Streets prior to COVID-19 Pandemic					Total
Almost daily	A few times a week	At least once a week	At least once a month	Less than once per month	

Q16. How important is it to make improvements to U.S. 69 between 103rd & 179th Streets

Very important	41.1%	26.3%	20.5%	16.0%	12.5%	29.0%
Important	30.4%	34.8%	36.8%	33.1%	25.0%	32.4%
Somewhat important	21.5%	28.8%	31.0%	38.7%	50.0%	29.0%
Not important	5.2%	7.5%	8.8%	9.2%	11.3%	7.2%
Not important at all	1.9%	2.5%	2.9%	3.1%	1.3%	2.3%

Q17. Have you seen "express toll lanes" in urban areas of other states like Texas, Colorado, or Minnesota where drivers can choose to pay a toll to drive in an express lane that bypasses congestion in untolled lanes?

N=1270

Q2. How frequently did you travel on U.S. 69 between 103rd & 179th Streets prior to COVID-19 Pandemic					Total
Almost daily	A few times a week	At least once a week	At least once a month	Less than once per month	

Q17. Have you seen "express toll lanes" in urban areas of other states where drivers can choose to pay a toll to drive in an express lane that bypasses congestion in untolled lanes

Yes	78.5%	74.7%	74.7%	65.9%	70.1%	74.6%
No	21.5%	25.3%	25.3%	34.1%	29.9%	25.4%

Q18. Do you generally like the idea of being able to pay a toll to bypass congestion?

N=1270

	Q2. How frequently did you travel on U.S. 69 between 103rd & 179th Streets prior to COVID-19 Pandemic					Total
	Almost daily	A few times a week	At least once a week	At least once a month	Less than once per month	

Q18. Do you generally like the idea of being able to pay a toll to bypass congestion

Yes	23.9%	21.9%	20.3%	29.5%	29.9%	24.2%
No	63.8%	64.2%	64.8%	52.8%	46.4%	61.2%
Don't know	12.3%	13.9%	14.8%	17.6%	23.7%	14.6%

WITHOUT "DON'T KNOW"**Q18. Do you generally like the idea of being able to pay a toll to bypass congestion? (without "don't know")**

N=1270

	Q2. How frequently did you travel on U.S. 69 between 103rd & 179th Streets prior to COVID-19 Pandemic					Total
	Almost daily	A few times a week	At least once a week	At least once a month	Less than once per month	

Q18. Do you generally like the idea of being able to pay a toll to bypass congestion

Yes	27.3%	25.4%	23.9%	35.9%	39.2%	28.3%
No	72.7%	74.6%	76.1%	64.1%	60.8%	71.7%

Q19. From which of the following sources would you prefer to get information about improvements that are being considered to U.S. 69 between 103rd and 179th Streets?

N=1270

Q2. How frequently did you travel on U.S. 69 between 103rd & 179th Streets prior to COVID-19 Pandemic					Total
Almost daily	A few times a week	At least once a week	At least once a month	Less than once per month	

Q19. From what sources would you prefer to get information about improvements that are being considered to U.S. 69 between 103rd & 179th Streets

KDOT project website	44.0%	38.3%	40.7%	40.9%	34.0%	40.8%
City of Overland Park	60.5%	56.5%	47.3%	44.9%	45.4%	54.3%
Johnson County	49.5%	52.5%	50.5%	51.1%	50.5%	50.7%
Kansas City Star	20.9%	23.1%	17.6%	25.6%	27.8%	22.1%
TV News	33.9%	40.4%	31.3%	33.0%	35.1%	35.1%
Direct mailings	41.1%	37.3%	34.1%	29.0%	30.9%	36.8%
Facebook	13.1%	11.4%	9.3%	13.6%	9.3%	11.9%
Instagram	2.9%	2.5%	2.7%	2.8%	2.1%	2.7%
Nextdoor	17.8%	18.2%	14.3%	13.1%	12.4%	16.3%
Public meetings (in-person)	5.7%	7.1%	2.7%	4.0%	6.2%	5.4%
Public meetings (virtual)	8.4%	11.1%	4.4%	9.7%	9.3%	8.7%
Not interested in more information	3.5%	5.9%	5.5%	4.0%	10.3%	5.0%
Other	2.9%	2.8%	1.6%	1.7%	1.0%	2.4%

Q20. From the list in Question 19, which TWO sources do you trust most?

N=1270

Q2. How frequently did you travel on U.S. 69 between
103rd & 179th Streets prior to COVID-19 Pandemic

	Almost daily	A few times a week	At least once a week	At least once a month	Less than once per month	Total
--	-----------------	--------------------------	----------------------------	-----------------------------	--------------------------------	-------

Q20. Top choice

KDOT project website	32.3%	29.6%	28.0%	31.8%	32.0%	30.9%
City of Overland Park	21.7%	23.5%	18.7%	18.2%	19.6%	21.1%
Johnson County	7.8%	9.3%	9.9%	13.1%	15.5%	9.8%
Kansas City Star	4.1%	4.9%	3.8%	10.2%	7.2%	5.4%
TV News	7.6%	6.8%	8.8%	5.1%	6.2%	7.1%
Direct mailings	13.9%	12.3%	14.3%	10.2%	7.2%	12.6%
Facebook	0.6%	0.3%	0.0%	0.6%	0.0%	0.4%
Nextdoor	1.4%	2.2%	0.5%	0.6%	0.0%	1.3%
Public meetings (in-person)	1.0%	1.2%	0.5%	1.1%	2.1%	1.1%
Public meetings (virtual)	0.6%	0.9%	0.5%	0.6%	1.0%	0.7%
Not interested in more information	0.4%	0.0%	0.0%	0.0%	0.0%	0.2%
Other	0.4%	0.3%	1.1%	0.0%	0.0%	0.4%
None chosen	8.2%	8.6%	13.7%	8.5%	9.3%	9.2%

Q20. From the list in Question 19, which TWO sources do you trust most?

N=1270

Q2. How frequently did you travel on U.S. 69 between
103rd & 179th Streets prior to COVID-19 Pandemic

	Q2. How frequently did you travel on U.S. 69 between 103rd & 179th Streets prior to COVID-19 Pandemic					Total
	Almost daily	A few times a week	At least once a week	At least once a month	Less than once per month	
<u>Q20. 2nd choice</u>						
KDOT project website	9.4%	9.0%	8.2%	8.5%	11.3%	9.1%
City of Overland Park	24.1%	21.9%	18.7%	21.0%	19.6%	22.0%
Johnson County	18.0%	21.3%	20.3%	25.0%	19.6%	20.3%
Kansas City Star	4.9%	6.5%	5.5%	5.1%	10.3%	5.8%
TV News	9.6%	12.0%	11.5%	11.9%	10.3%	10.9%
Direct mailings	10.0%	8.3%	6.6%	8.5%	10.3%	8.9%
Facebook	1.0%	1.9%	2.2%	1.7%	0.0%	1.4%
Instagram	0.8%	0.0%	0.0%	0.0%	0.0%	0.3%
Nextdoor	3.9%	2.8%	4.9%	1.7%	1.0%	3.2%
Public meetings (in-person)	2.2%	1.2%	1.1%	0.6%	1.0%	1.5%
Public meetings (virtual)	2.7%	2.2%	1.1%	0.6%	1.0%	1.9%
Not interested in more information	0.0%	0.6%	0.5%	0.0%	0.0%	0.2%
Other	0.6%	0.6%	0.5%	1.1%	0.0%	0.6%
None chosen	12.7%	11.7%	18.7%	14.2%	15.5%	13.8%

SUM OF THE TOP TWO CHOICES**Q20. From the list in Question 19, which TWO sources do you trust most? (top 2)**

N=1270

Q2. How frequently did you travel on U.S. 69 between
103rd & 179th Streets prior to COVID-19 Pandemic

	Almost daily	A few times a week	At least once a week	At least once a month	Less than once per month	Total
<u>Q20. Top choice</u>						
KDOT project website	41.7%	38.6%	36.3%	40.3%	43.3%	40.0%
City of Overland Park	45.8%	45.4%	37.4%	39.2%	39.2%	43.1%
Johnson County	25.8%	30.6%	30.2%	38.1%	35.1%	30.1%
Kansas City Star	9.0%	11.4%	9.3%	15.3%	17.5%	11.2%
TV News	17.2%	18.8%	20.3%	17.0%	16.5%	18.0%
Direct mailings	23.9%	20.7%	20.9%	18.8%	17.5%	21.5%
Facebook	1.6%	2.2%	2.2%	2.3%	0.0%	1.8%
Instagram	0.8%	0.0%	0.0%	0.0%	0.0%	0.3%
Nextdoor	5.3%	4.9%	5.5%	2.3%	1.0%	4.5%
Public meetings (in-person)	3.3%	2.5%	1.6%	1.7%	3.1%	2.6%
Public meetings (virtual)	3.3%	3.1%	1.6%	1.1%	2.1%	2.6%
Not interested in more information	0.4%	0.6%	0.5%	0.0%	0.0%	0.4%
Other	1.0%	0.9%	1.6%	1.1%	0.0%	1.0%
None chosen	8.2%	8.6%	13.7%	8.5%	9.3%	9.2%

Q21. Would you be interested in participating in future meetings and/or focus groups about improvements to U.S. 69 between 103rd and 179th Streets? These meetings may be conducted virtually.

N=1270

Q2. How frequently did you travel on U.S. 69 between 103rd & 179th Streets prior to COVID-19 Pandemic					Total
Almost daily	A few times a week	At least once a week	At least once a month	Less than once per month	

Q21. Would you be interested in participating in future meetings and/or focus groups about improvements to U.S. 69 between 103rd & 179th Streets

Yes	23.1%	20.1%	14.3%	10.8%	14.4%	18.7%
No	76.9%	79.9%	85.7%	89.2%	85.6%	81.3%

Q22. Do you live inside the City of Overland Park?

N=1270

Q2. How frequently did you travel on U.S. 69 between 103rd & 179th Streets prior to COVID-19 Pandemic

	Q2. How frequently did you travel on U.S. 69 between 103rd & 179th Streets prior to COVID-19 Pandemic					Total
	Almost daily	A few times a week	At least once a week	At least once a month	Less than once per month	

Q22. Do you live inside City of Overland Park

Yes	73.0%	70.4%	59.3%	58.5%	57.7%	67.1%
No	27.0%	29.6%	40.7%	41.5%	42.3%	32.9%

Q23. What is your age?

N=1270

Q2. How frequently did you travel on U.S. 69 between
103rd & 179th Streets prior to COVID-19 Pandemic

Total

Almost daily	A few times a week	At least once a week	At least once a month	Less than once per month	Total
-----------------	--------------------------	----------------------------	-----------------------------	--------------------------------	-------

Q23. Your age

18-34	21.7%	14.2%	9.3%	15.3%	15.5%	16.6%
35-44	21.5%	15.1%	11.5%	18.8%	13.4%	17.4%
45-54	20.7%	15.1%	20.9%	14.2%	14.4%	18.0%
55-64	19.2%	19.1%	17.0%	16.5%	17.5%	18.4%
65+	9.8%	23.8%	25.8%	23.9%	25.8%	18.8%
Not provided	7.2%	12.7%	15.4%	11.4%	13.4%	10.8%

Q24. What is your gender?

N=1270

Q2. How frequently did you travel on U.S. 69 between 103rd & 179th Streets prior to COVID-19 Pandemic

	Almost daily	A few times a week	At least once a week	At least once a month	Less than once per month	Total
--	--------------	--------------------	----------------------	-----------------------	--------------------------	-------

Q24. Your gender

Male	55.2%	54.3%	46.2%	42.6%	38.1%	50.6%
Female	44.4%	45.7%	52.2%	57.4%	61.9%	49.0%
Non-binary	0.0%	0.0%	0.5%	0.0%	0.0%	0.1%
Other	0.0%	0.0%	0.5%	0.0%	0.0%	0.1%
Not provided	0.4%	0.0%	0.5%	0.0%	0.0%	0.2%

Q25. Are you registered to vote?

N=1270

Q2. How frequently did you travel on U.S. 69 between 103rd & 179th Streets prior to COVID-19 Pandemic

	Almost daily	A few times a week	At least once a week	At least once a month	Less than once per month	Total
--	--------------	--------------------	----------------------	-----------------------	--------------------------	-------

Q25. Are you registered to vote

Yes	93.5%	95.1%	92.9%	96.0%	91.8%	93.9%
No	6.1%	4.9%	6.0%	3.4%	6.2%	5.5%
Not provided	0.4%	0.0%	1.1%	0.6%	2.1%	0.6%

Q26. Would you say your total annual household income is...

N=1270

Q2. How frequently did you travel on U.S. 69 between
103rd & 179th Streets prior to COVID-19 Pandemic

	Almost daily	A few times a week	At least once a week	At least once a month	Less than once per month	Total
--	-----------------	--------------------------	----------------------------	-----------------------------	--------------------------------	-------

Q26. Your total annual household income

Under \$30K	3.1%	5.9%	4.9%	5.7%	5.2%	4.6%
\$30K to \$69,999	8.8%	12.0%	13.2%	17.6%	19.6%	12.3%
\$70K to \$99,999	13.1%	14.8%	17.0%	23.3%	15.5%	15.7%
\$100K to \$124,999	13.3%	14.8%	12.6%	9.7%	10.3%	12.8%
\$125K to \$149,999	14.5%	14.5%	9.3%	7.4%	12.4%	12.6%
\$150k+	25.6%	15.1%	15.9%	12.5%	7.2%	18.3%
Not provided	21.7%	22.8%	26.9%	23.9%	29.9%	23.8%

Section 5

GIS Maps

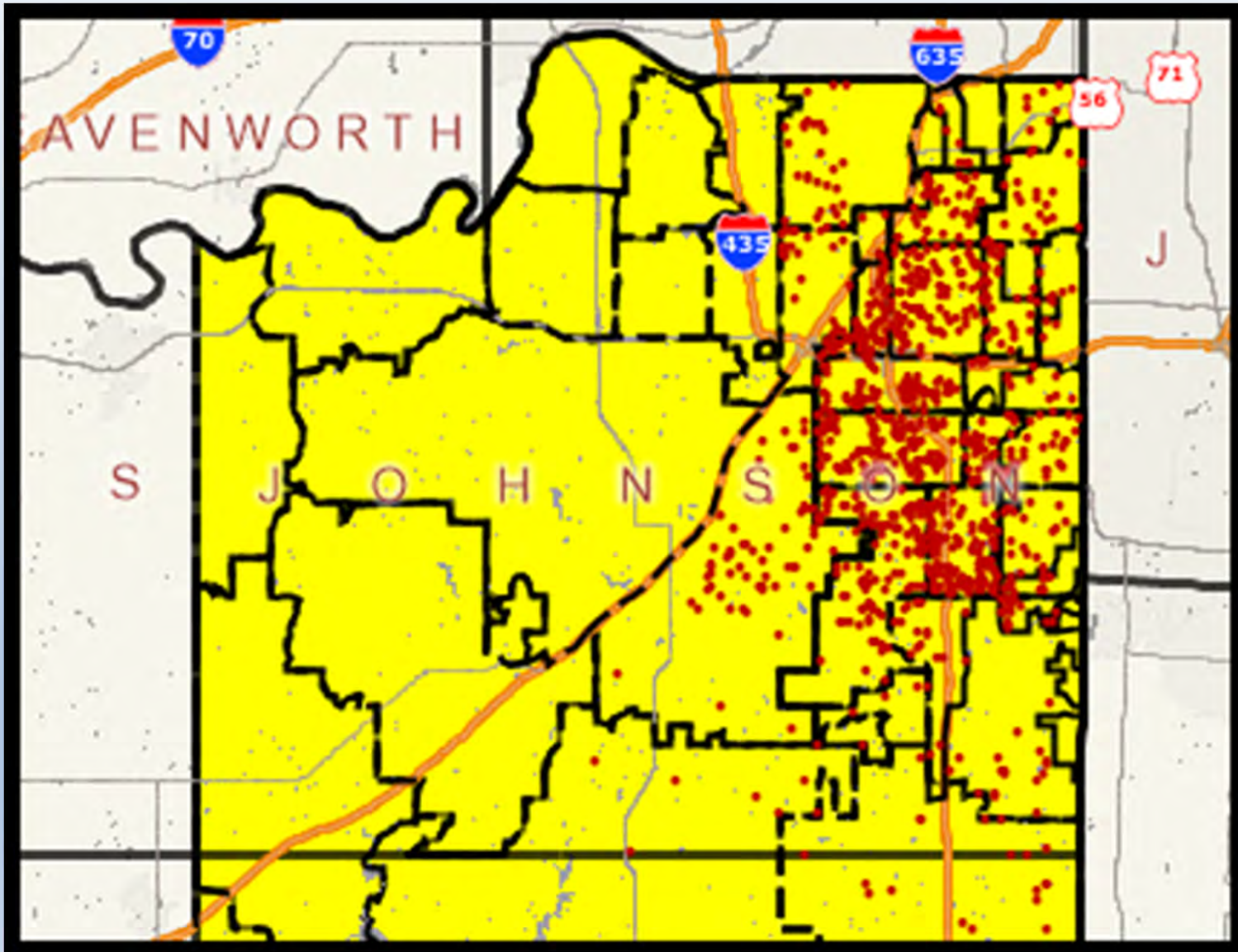
Interpreting GIS Maps

U.S. 69 Highway Corridor Survey

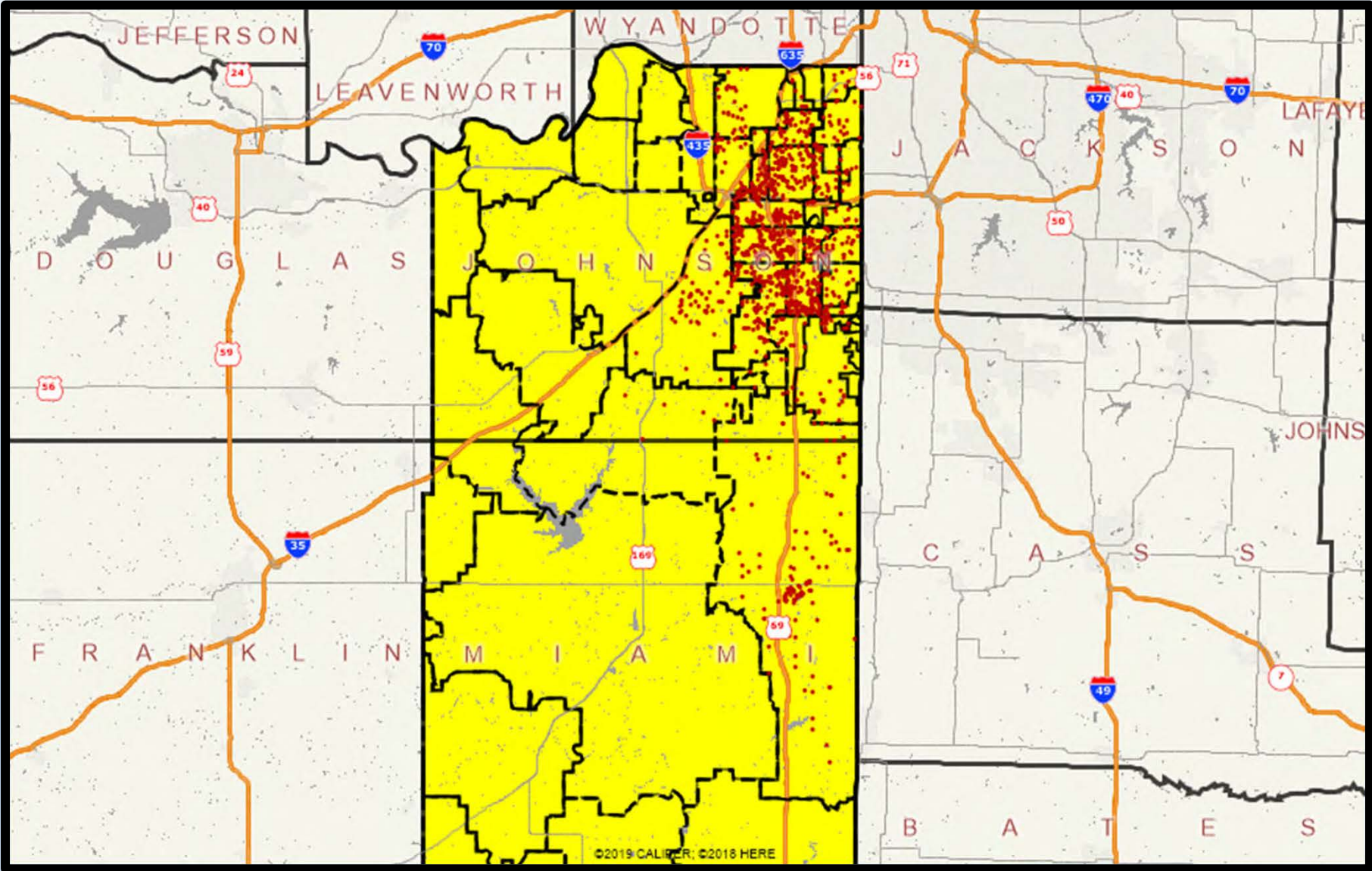
The maps on the following pages show the mean ratings for several questions on the survey. When reading the maps, please use the following color scheme as a guide:

- **DARK/LIGHT BLUE** shades indicate POSITIVE ratings. Shades of blue generally indicate satisfaction, ratings of “very satisfied” or “satisfied” and ratings of “very important” or “important.”
- **OFF-WHITE** shades indicate NEUTRAL ratings. Shades of neutral generally indicate that residents have a feeling of neutrality or rating of “somewhat”.
- **ORANGE/RED** shades indicate NEGATIVE ratings. Shades of orange/red generally indicate dissatisfaction, ratings of “very dissatisfied” or “dissatisfied” and ratings of “not important” or “not at all important.”

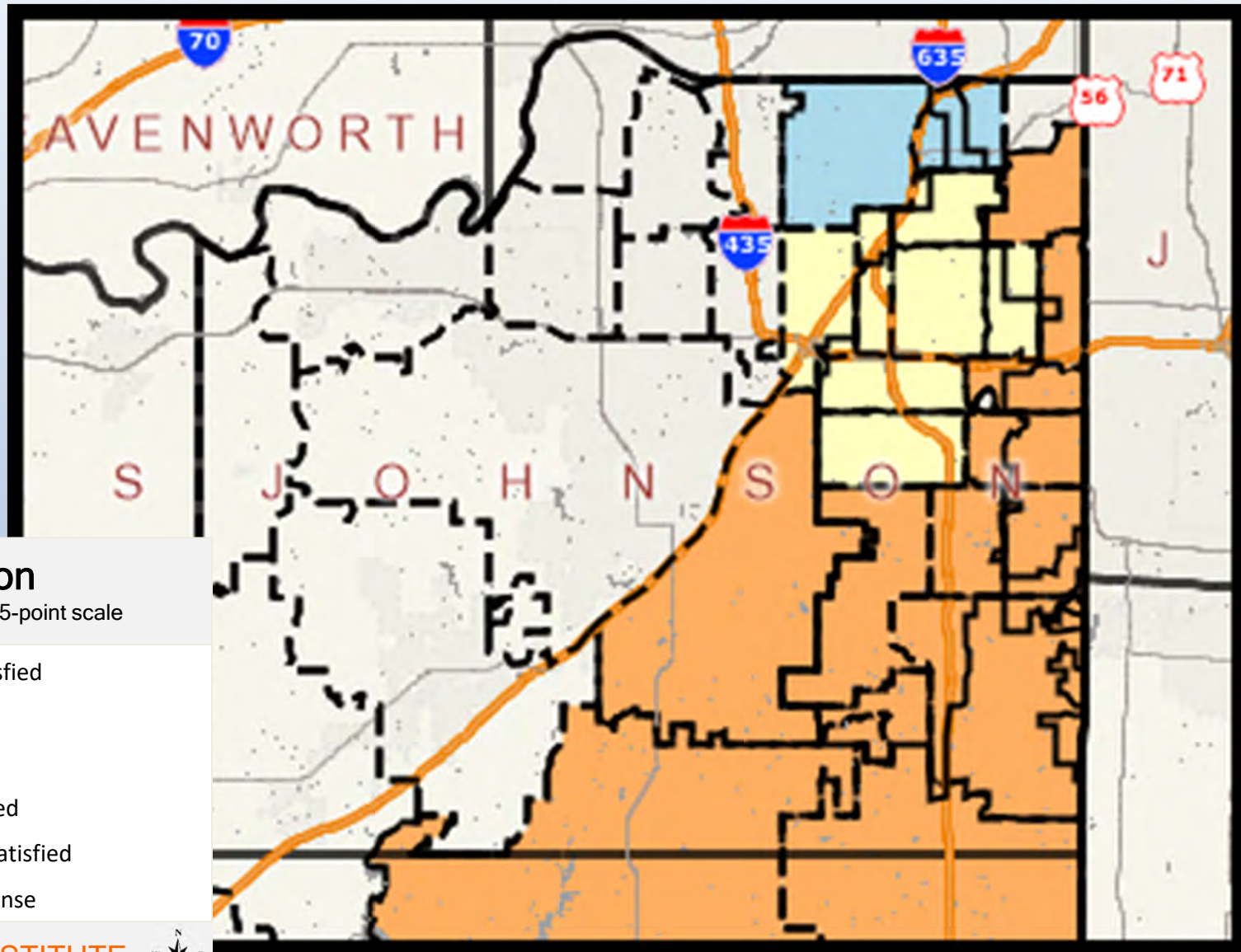
Location of Respondents Zoomed View of Study Area



Location of Respondents Full View of Study Area



Q11[01]. How satisfied were you with the flow of traffic on U.S. 69 between 103rd and 179th Streets NORTHBOUND in the morning between 6-9am on weekdays (M-F)?

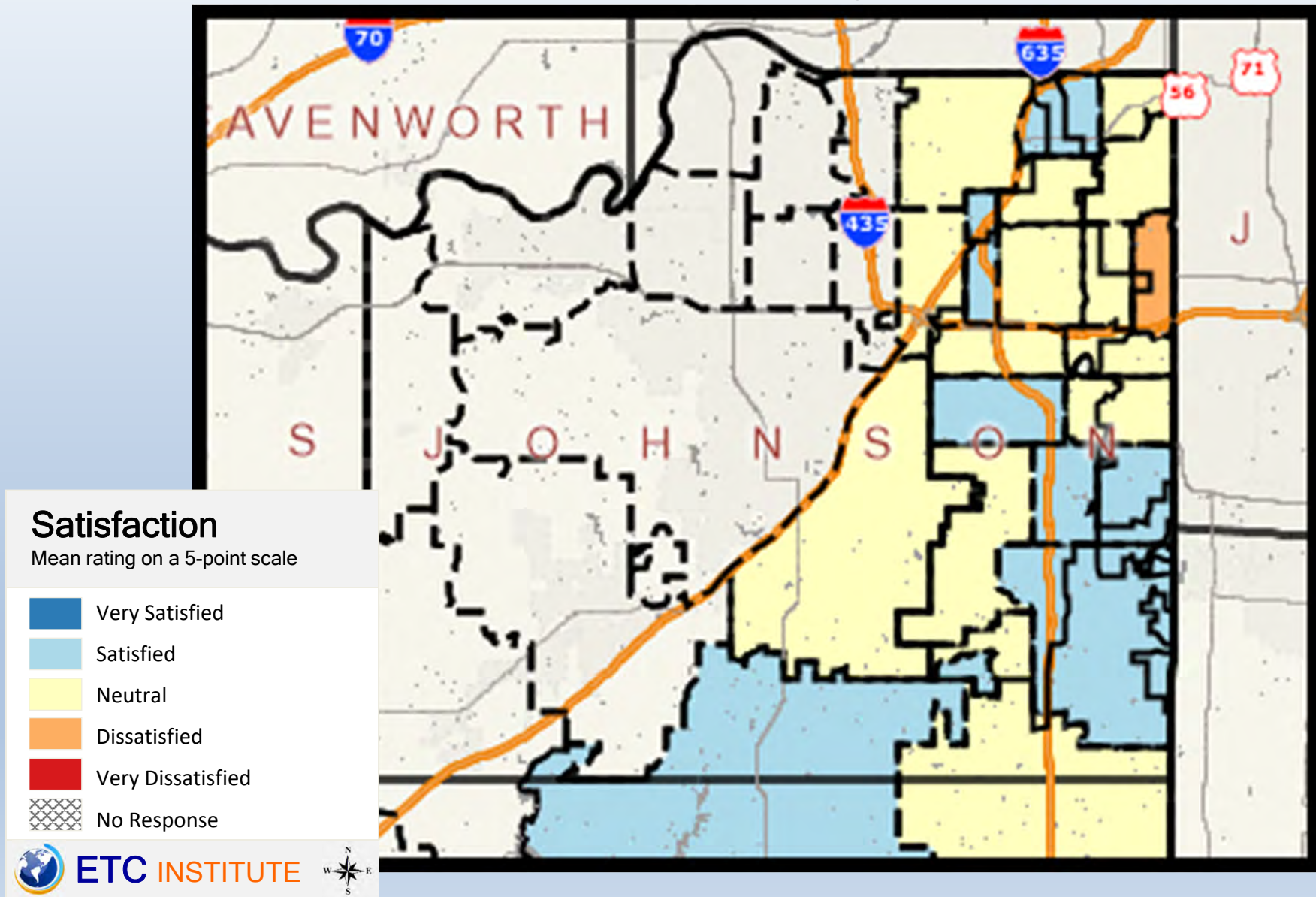


Satisfaction
Mean rating on a 5-point scale

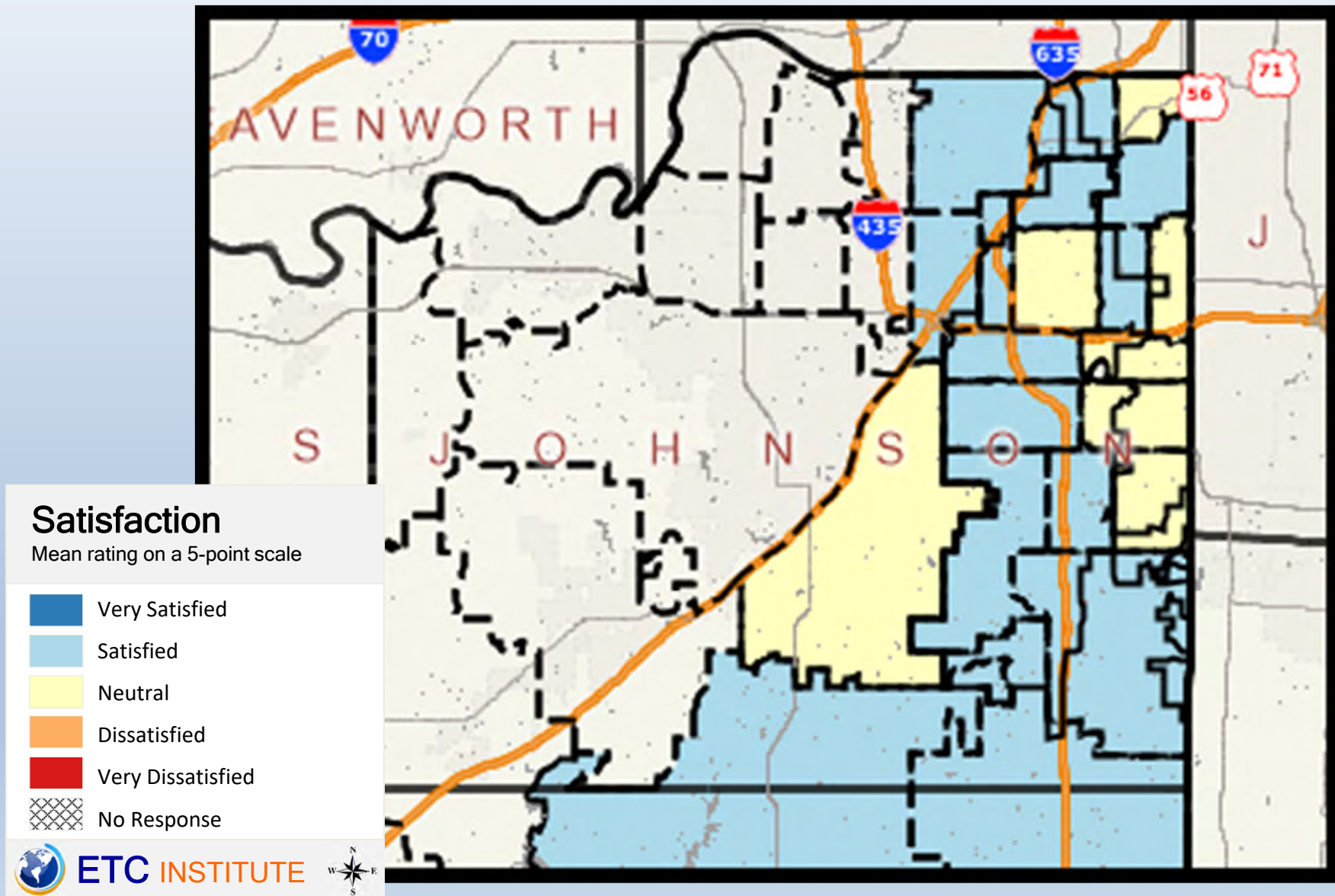
- Very Satisfied
- Satisfied
- Neutral
- Dissatisfied
- Very Dissatisfied
- No Response

ETC INSTITUTE

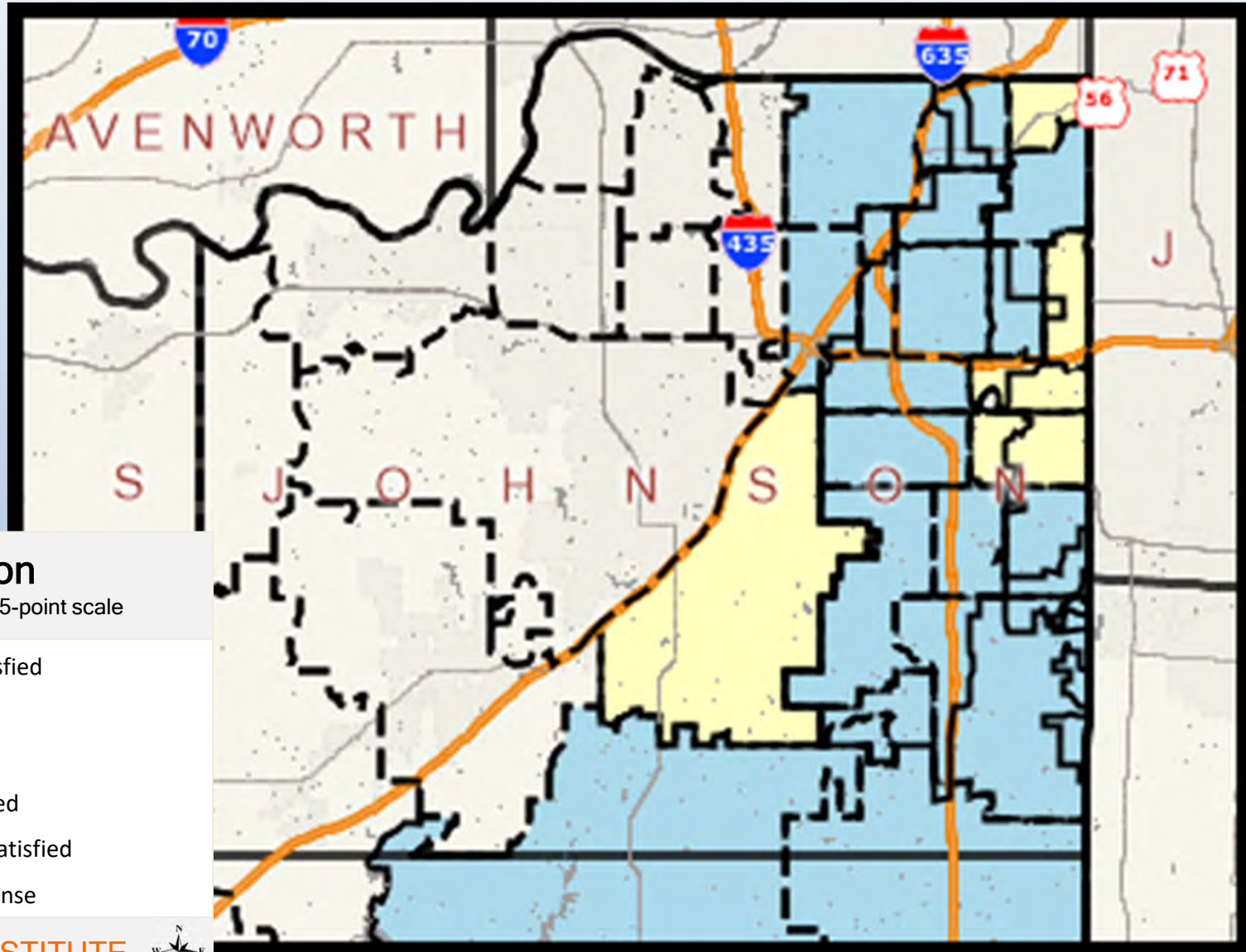
Q11[02]. How satisfied were you with the flow of traffic on U.S. 69 between 103rd and 179th Streets SOUTHBOUND in the morning between 6-9am on weekdays (M-F)?



Q11[03]. How satisfied were you with the flow of traffic on U.S. 69 between 103rd and 179th Streets NORTHBOUND between 9-3:30pm on weekdays (M-F)?



Q11[04]. How satisfied were you with the flow of traffic on U.S. 69 between 103rd and 179th Streets SOUTHBOUND between 9-3:30pm on weekdays (M-F)?



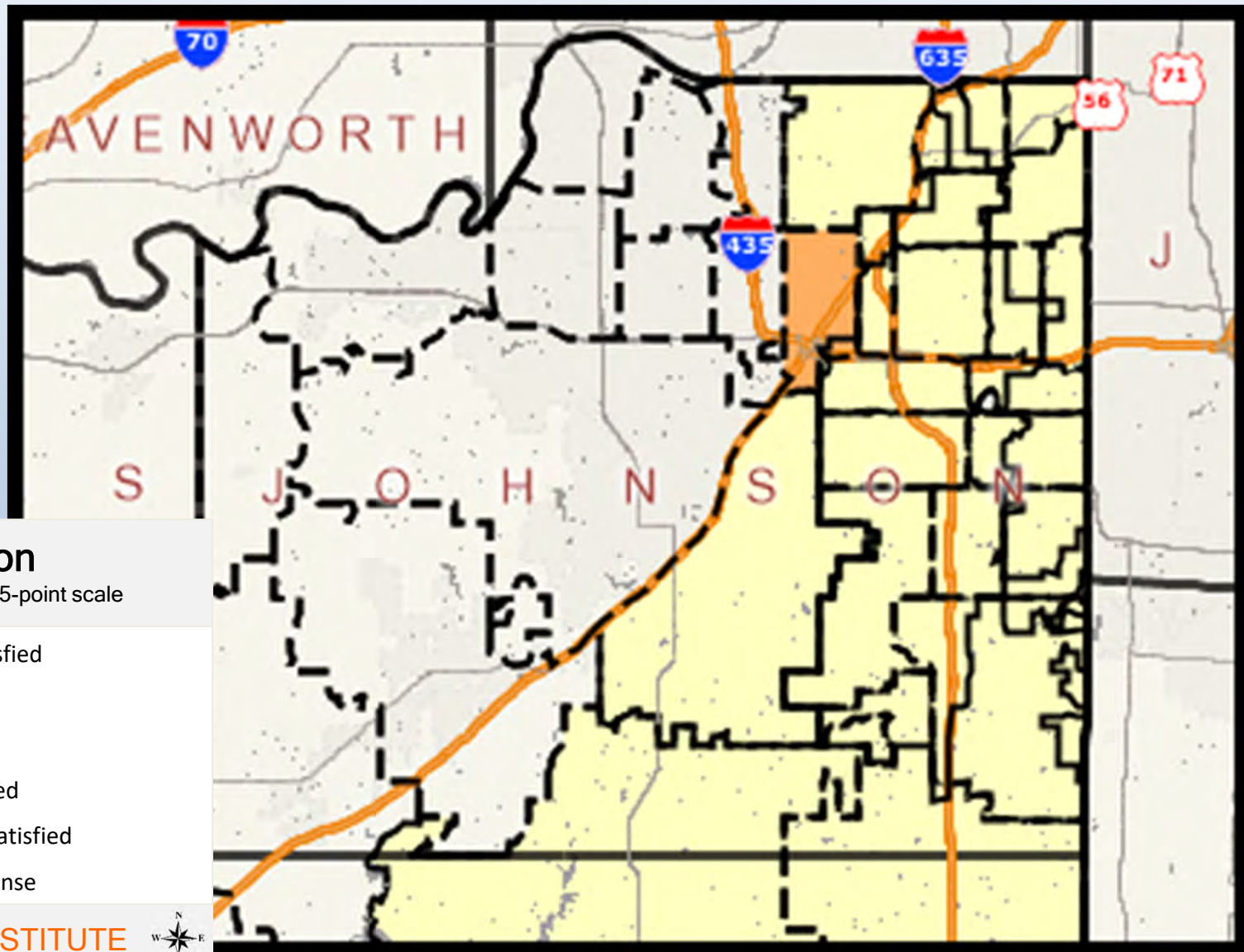
Satisfaction

Mean rating on a 5-point scale

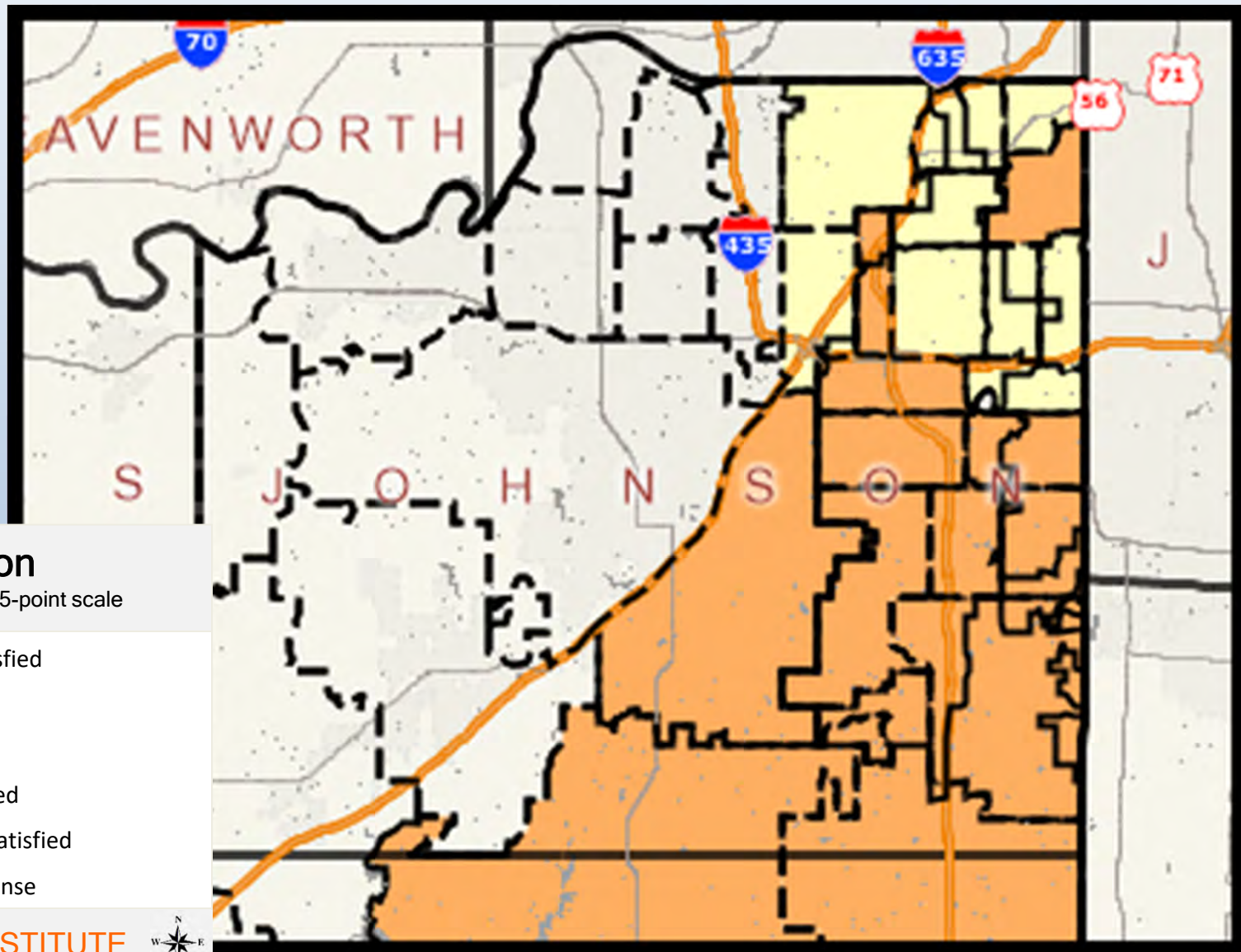
- Very Satisfied
- Satisfied
- Neutral
- Dissatisfied
- Very Dissatisfied
- No Response



Q11[05]. How satisfied were you with the flow of traffic on U.S. 69 between 103rd and 179th Streets NORTHBOUND in the evening between 3:30-6pm on weekdays (M-F)?



Q11[06]. How satisfied were you with the flow of traffic on U.S. 69 between 103rd and 179th Streets SOUTHBOUND in the evening between 3:30-6pm on weekdays (M-F)?

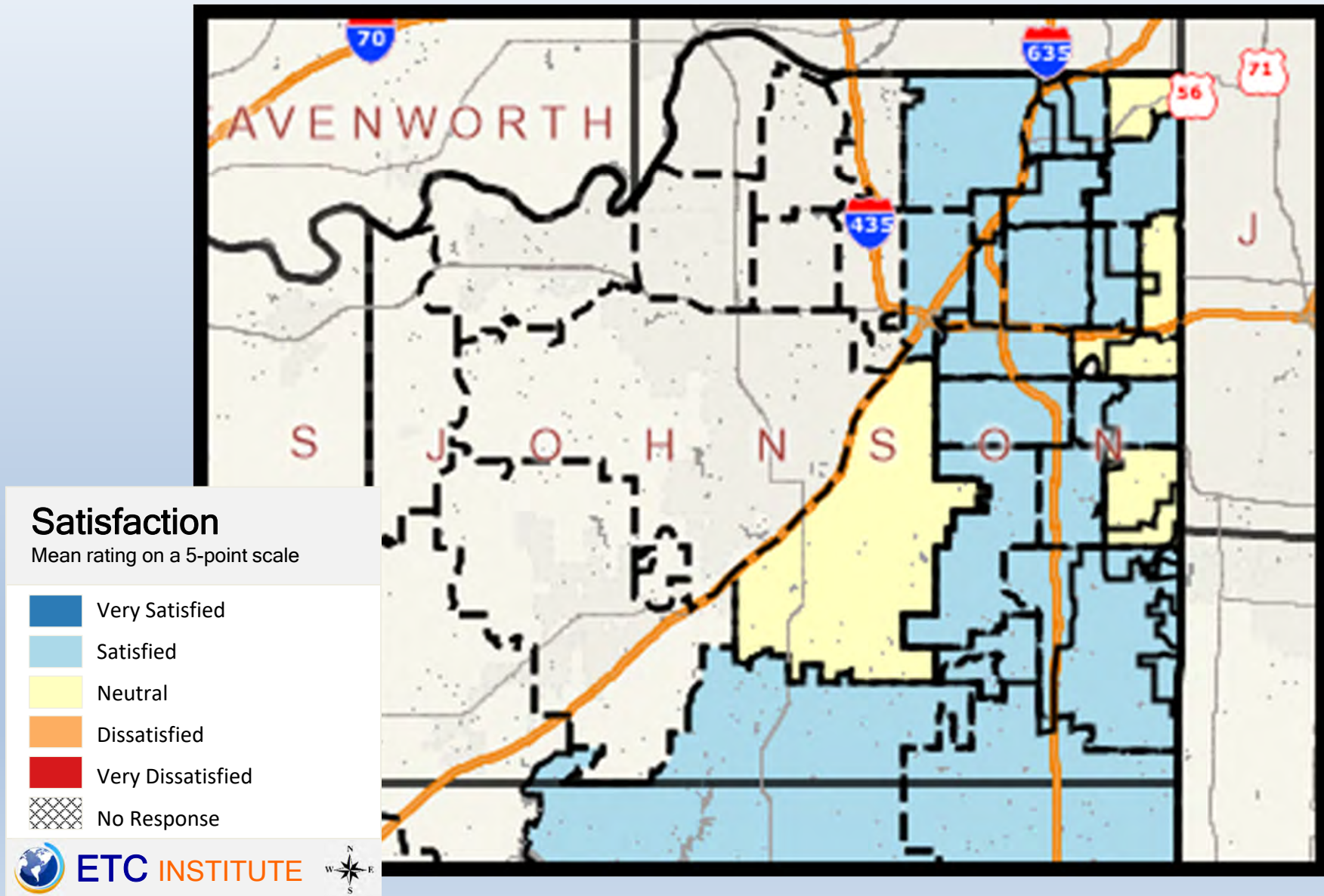


Satisfaction
Mean rating on a 5-point scale

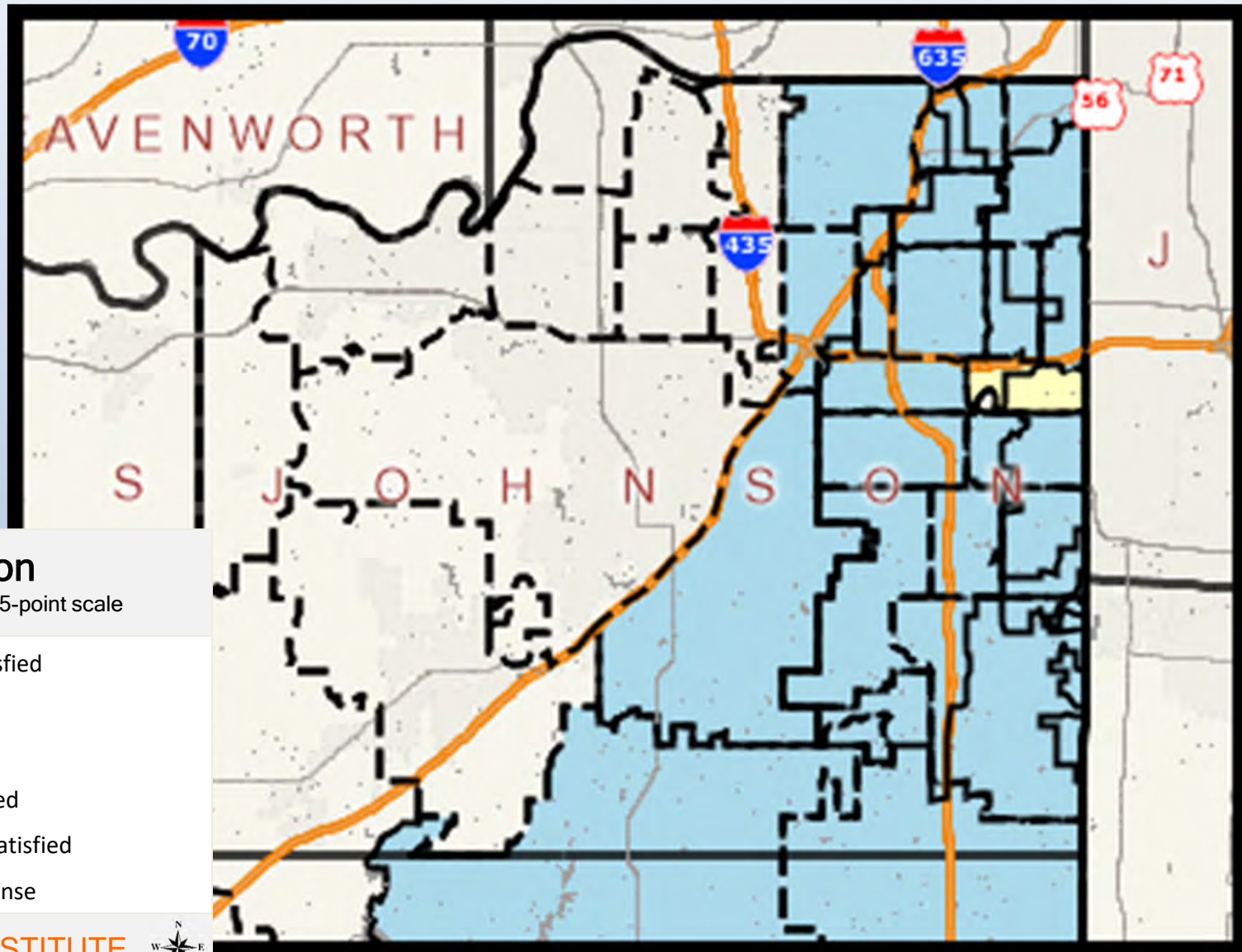
- Very Satisfied
- Satisfied
- Neutral
- Dissatisfied
- Very Dissatisfied
- No Response

ETC INSTITUTE

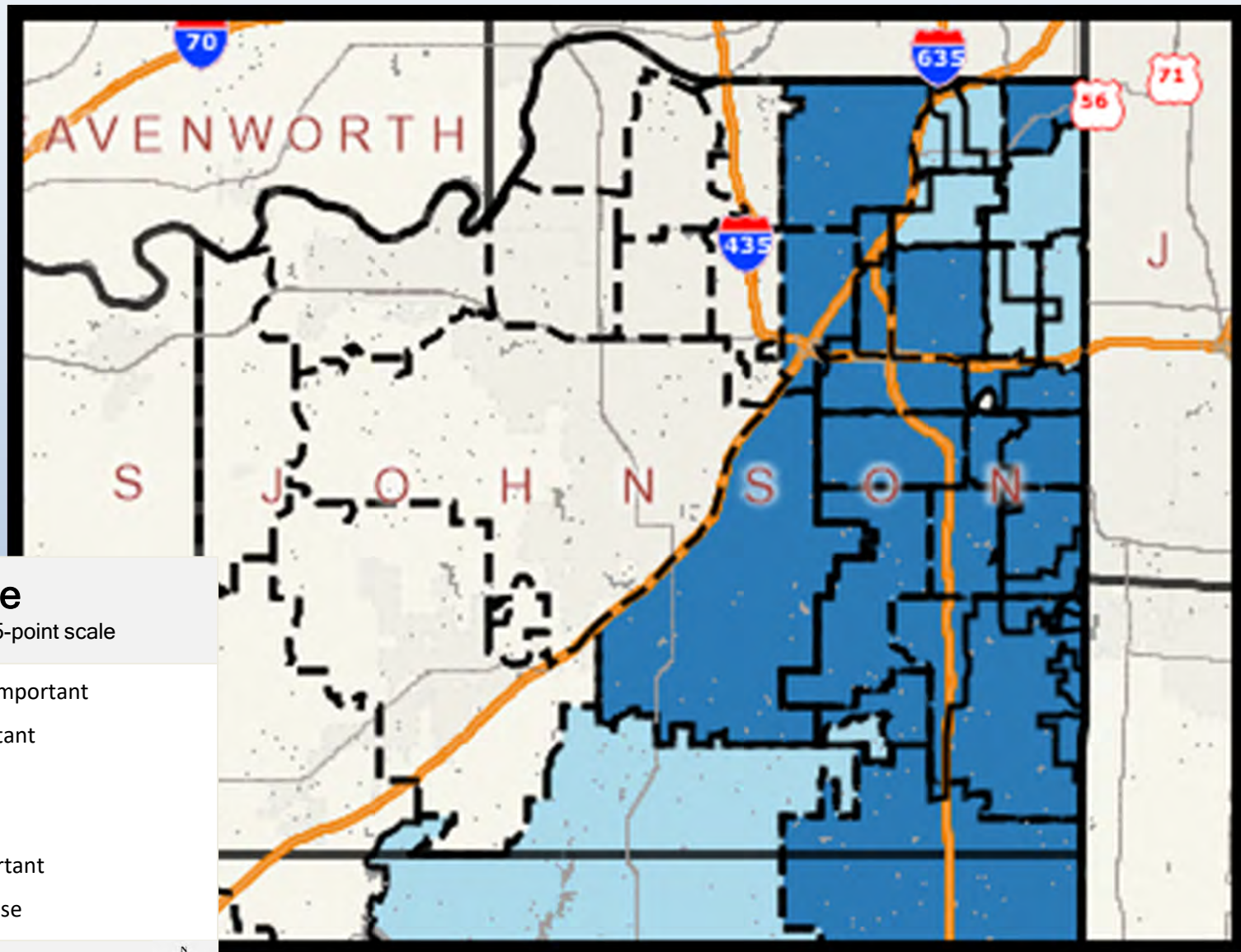
Q11[07]. How satisfied were you with the flow of traffic on U.S. 69 between 103rd and 179th Streets at all other times on weekdays?



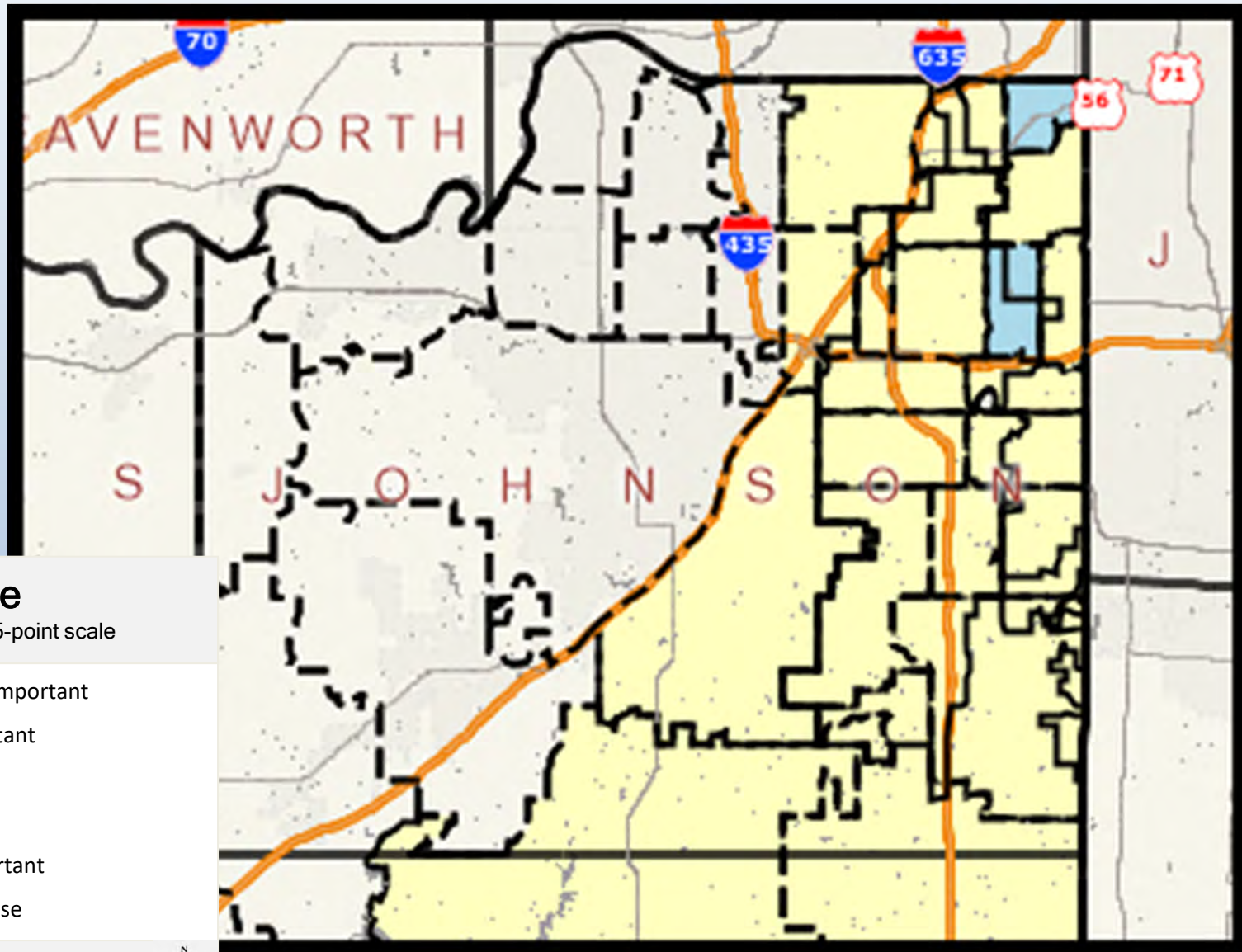
Q11[08]. How satisfied were you with the flow of traffic on U.S 69 between 103rd and 179th Streets on weekends (Sat & Sun)?



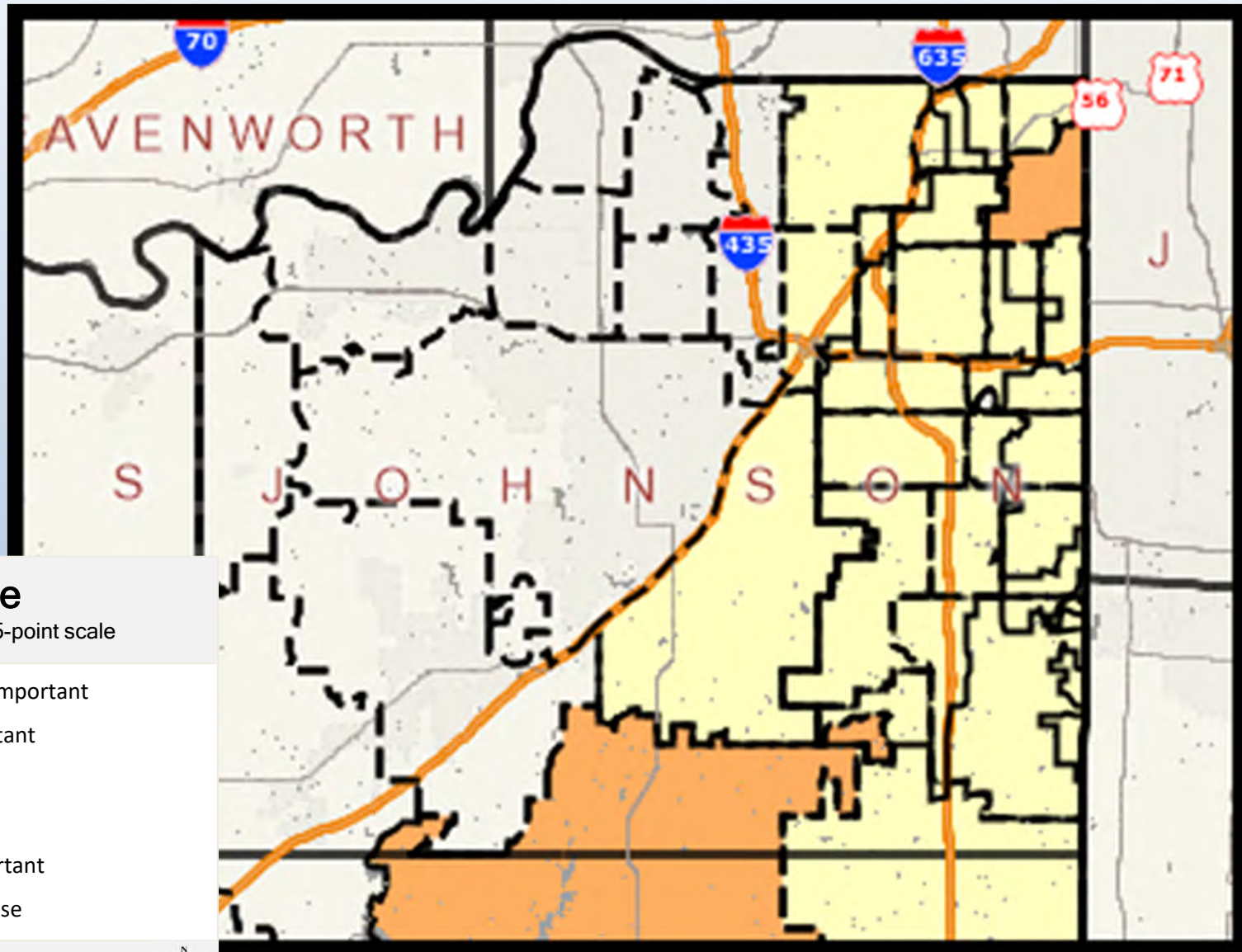
Q14[01]. Please rate how important it is to improve traffic flow.



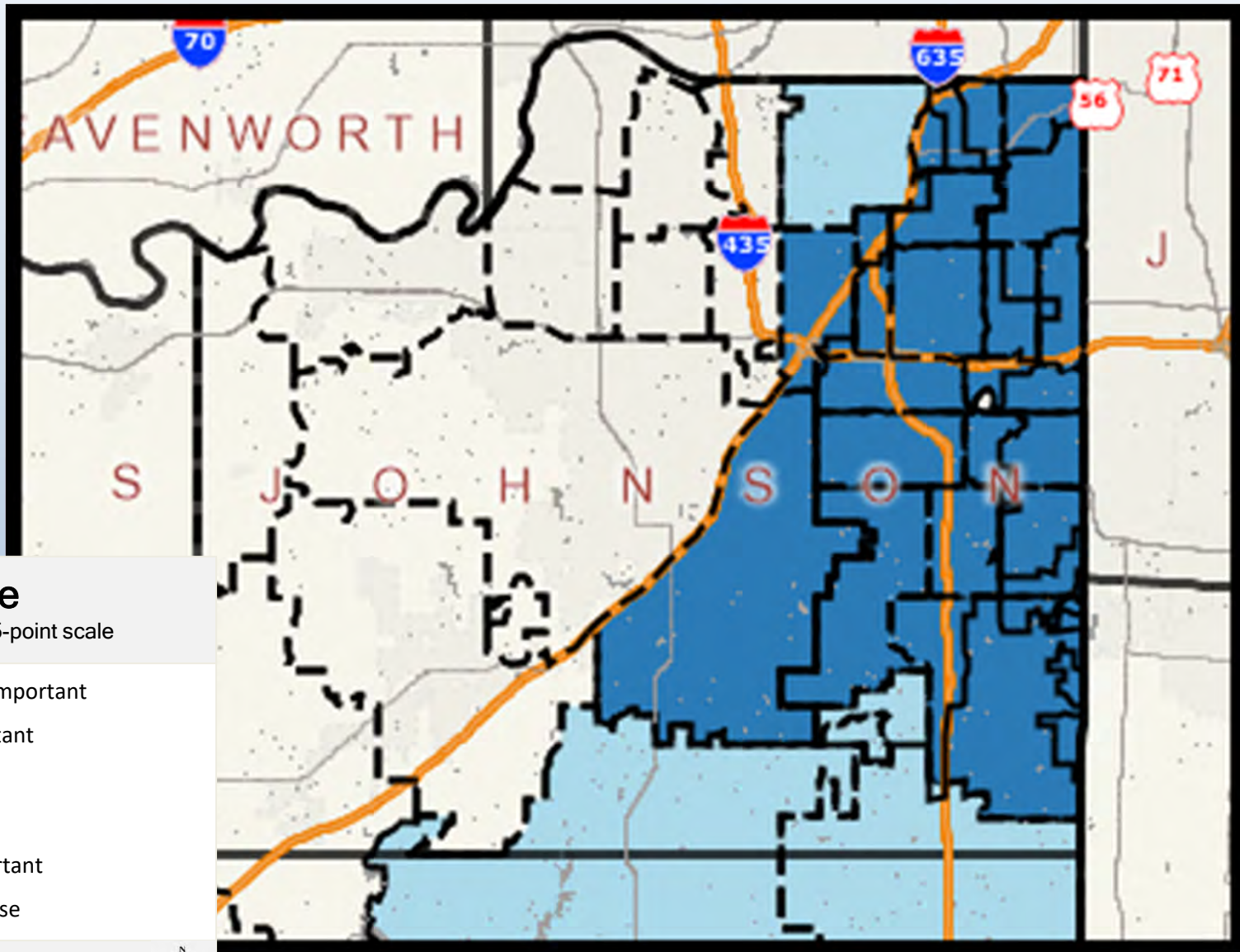
Q14[02]. Please rate how important it is to promote economic development.



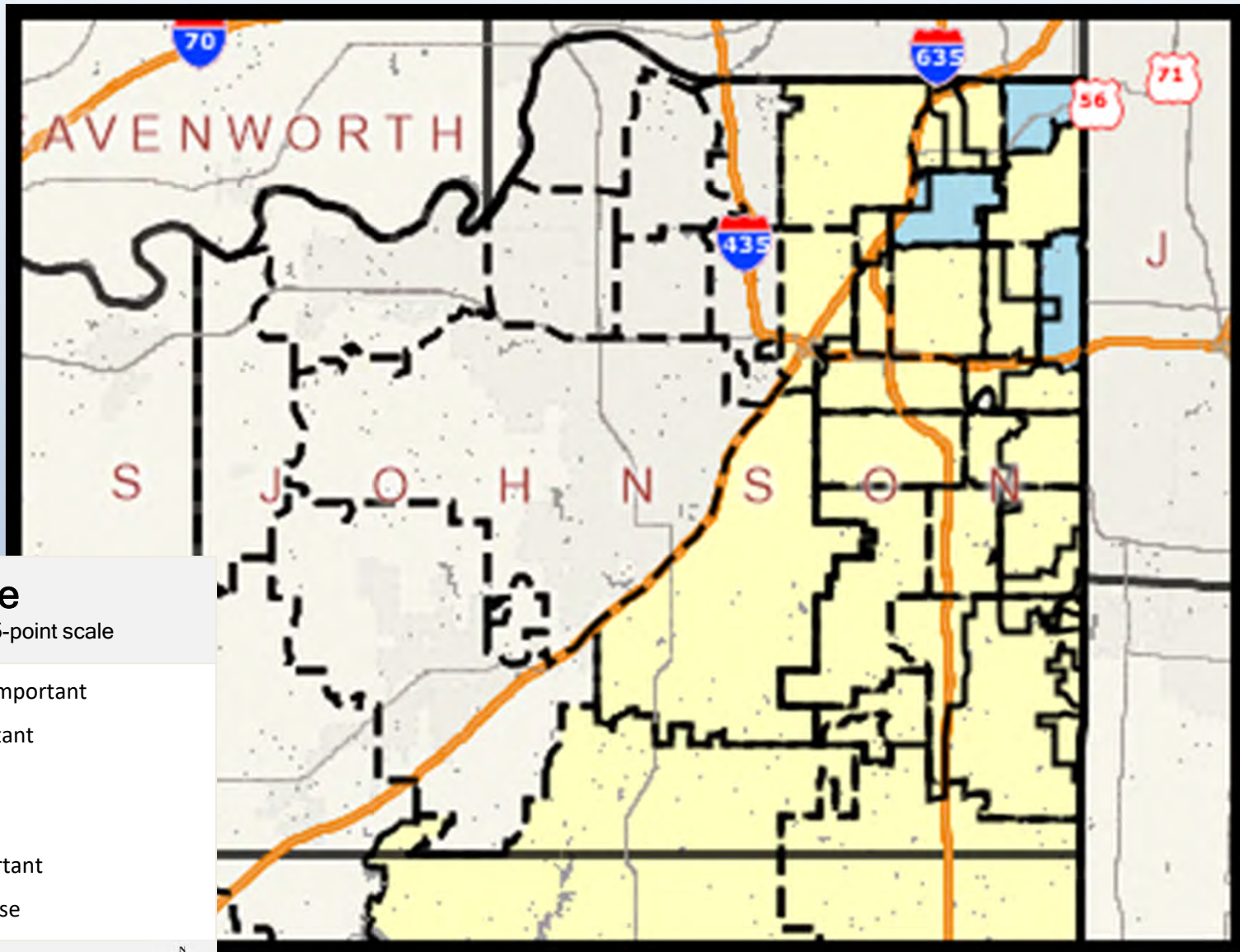
Q14[03]. Please rate how important it is to improve the visual appeal/appearance of the corridor.



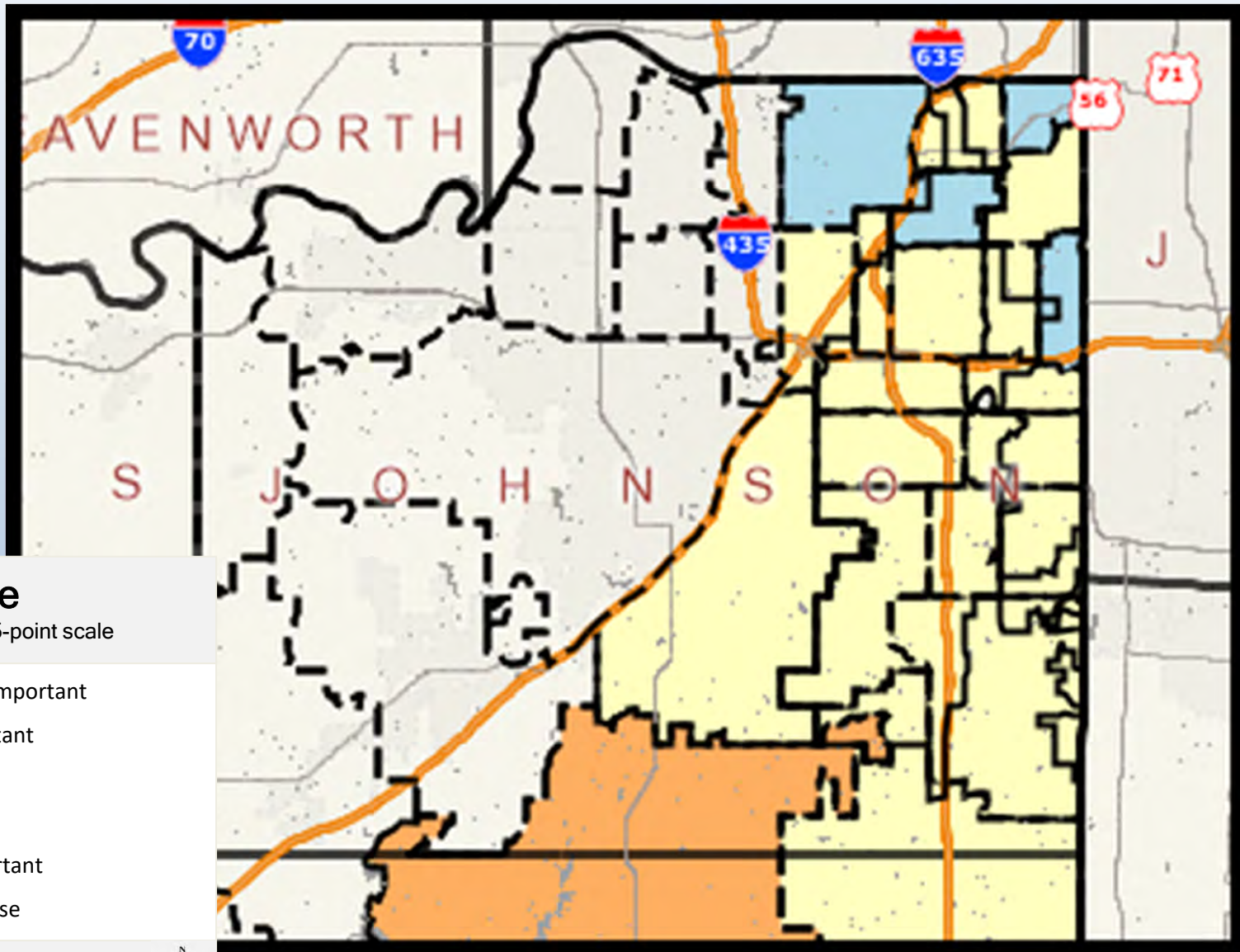
Q14[04]. Please rate how important it is to enhance driver safety.



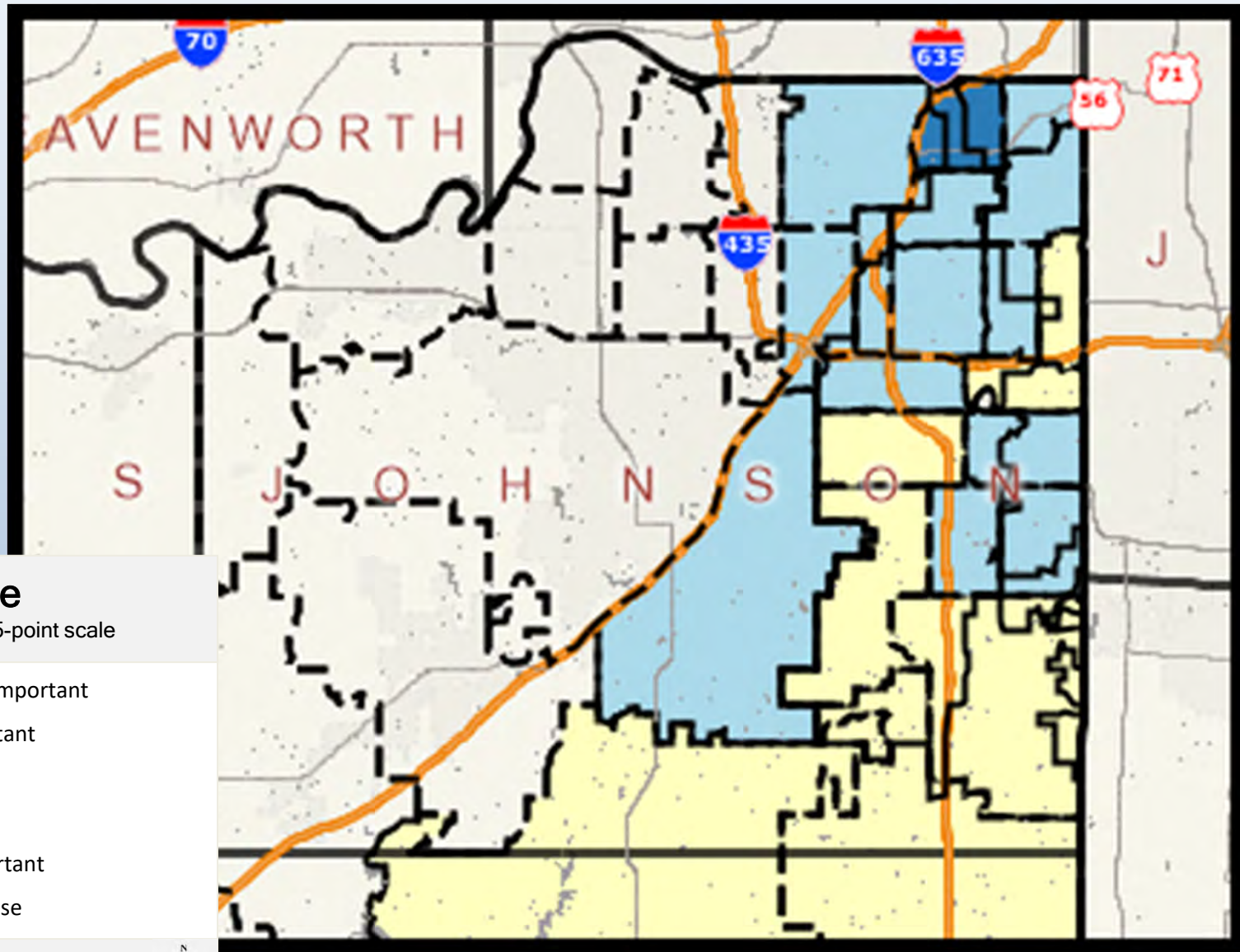
Q14[05]. Please rate how important it is to allow people to safely walk across interchanges.



Q14[06]. Please rate how important it is to allow people to safely bike across interchanges.



Q14[07]. Please rate how important it is to preserve the environment.



Importance

Mean rating on a 5-point scale

- Not at all Important
- Not Important
- Somewhat
- Important
- Very Important
- No Response

Interpreting GIS Maps

U.S. 69 Highway Corridor Survey

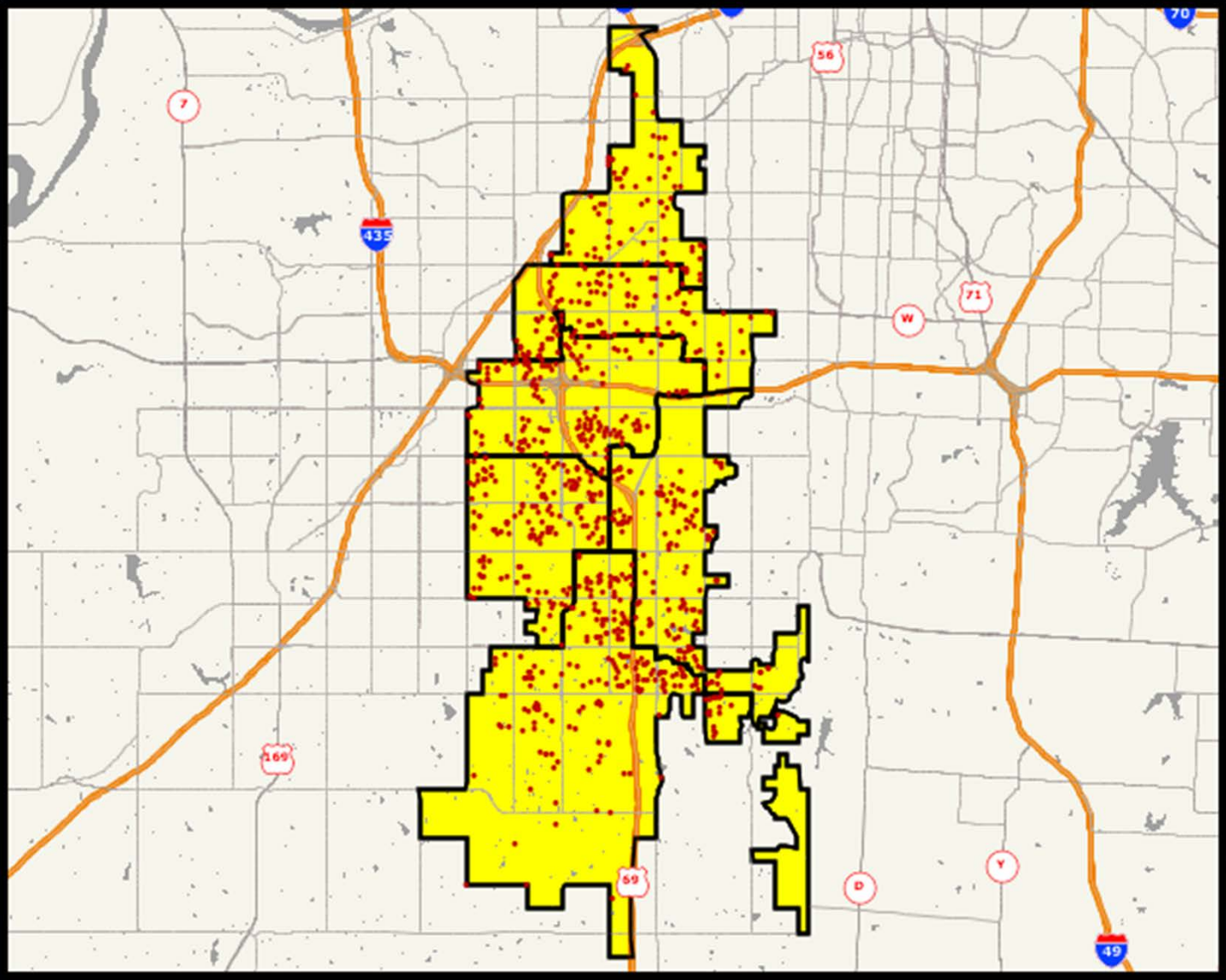
Maps for Overland Park Respondents

Only by Ward

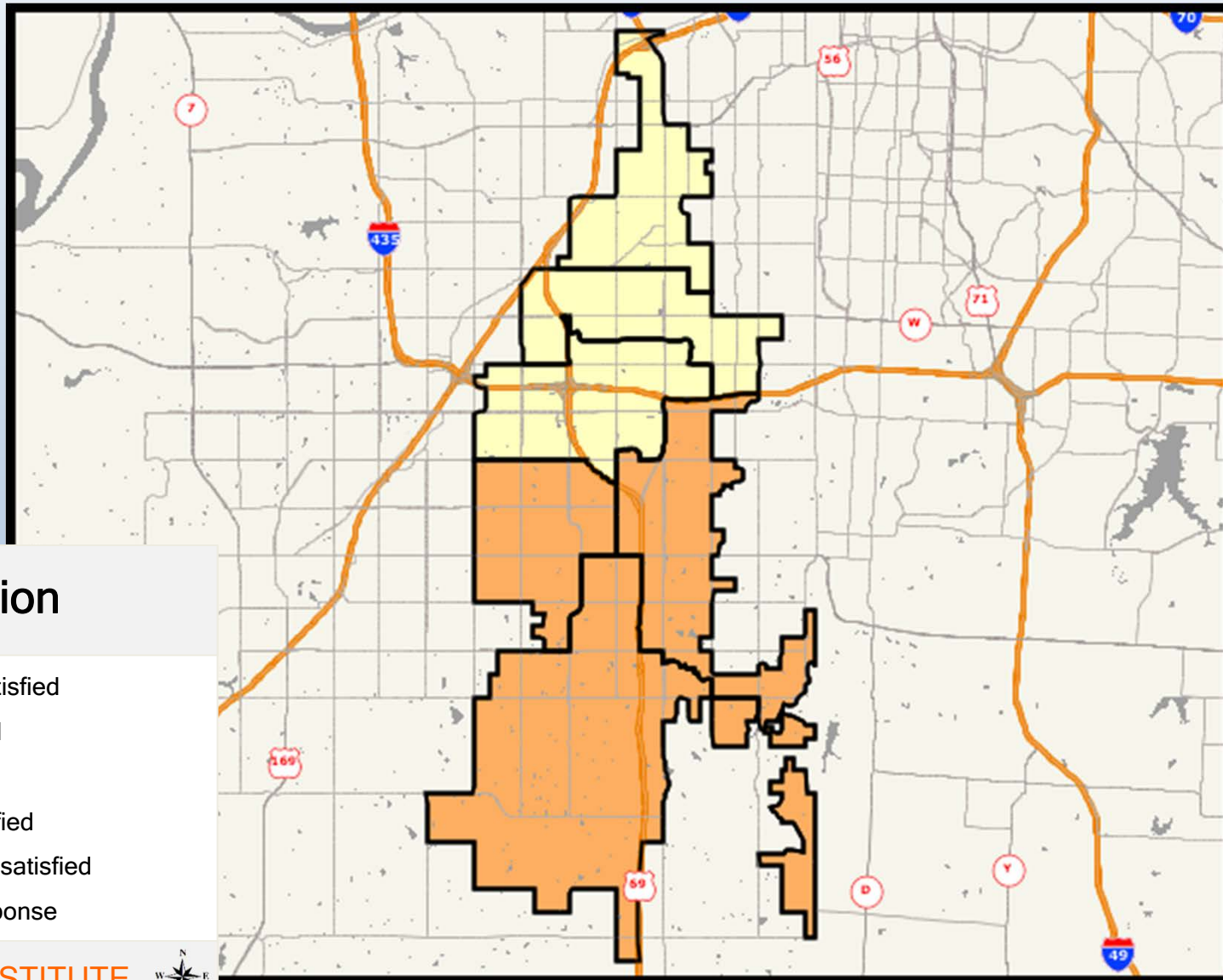
The maps on the following pages show the mean ratings for several questions on the survey. When reading the maps, please use the following color scheme as a guide:

- **DARK/LIGHT BLUE** shades indicate POSITIVE ratings. Shades of blue generally indicate satisfaction, ratings of “very satisfied” or “satisfied” and ratings of “very important” or “important.”
- **OFF-WHITE** shades indicate NEUTRAL ratings. Shades of neutral generally indicate that residents have a feeling of neutrality or rating of “somewhat”.
- **ORANGE/RED** shades indicate NEGATIVE ratings. Shades of orange/red generally indicate dissatisfaction, ratings of “very dissatisfied” or “dissatisfied” and ratings of “not important” or “not at all important.”

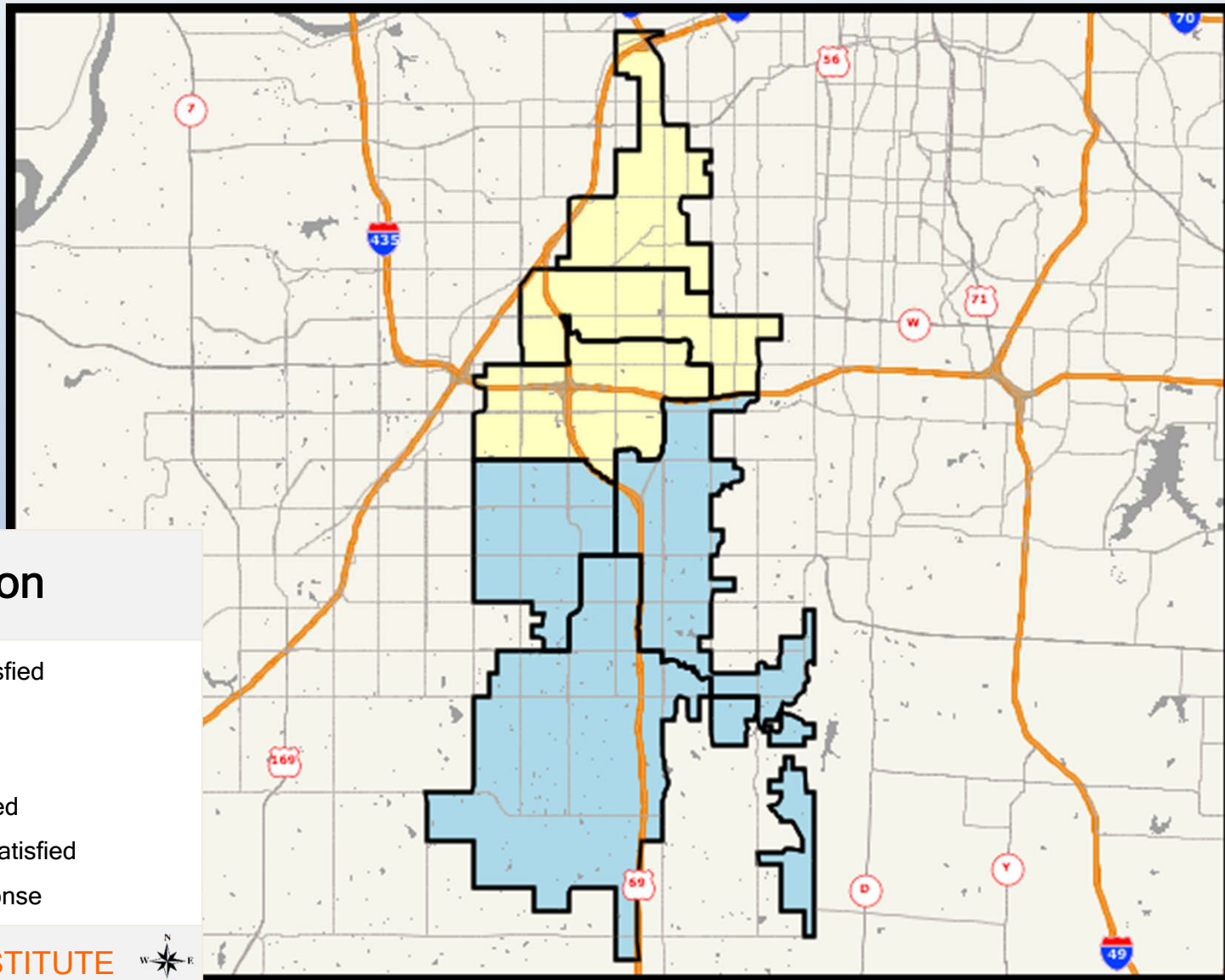
Location of Respondents (Overland Park Only)



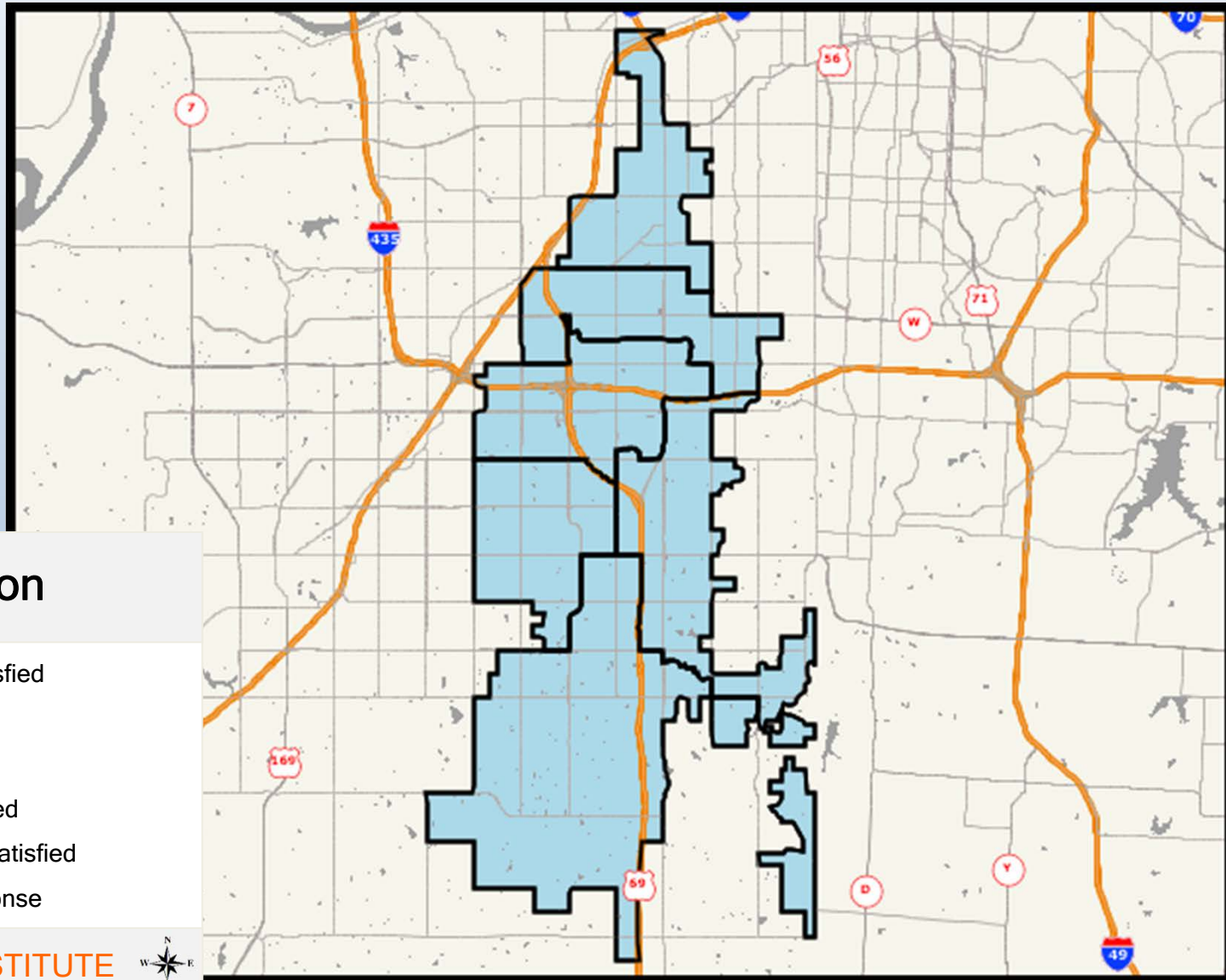
Q11[01].How satisfied were you with the flow of traffic on U.S. 69 between 103rd and 179th Streets NORTHBOUND in the morning between 6-9am on weekdays (M-F)?



Q11[02].How satisfied were you with the flow of traffic on U.S. 69 between 103rd and 179th Streets SOUTHBOUND in the morning between 6-9am on weekdays (M-F)?



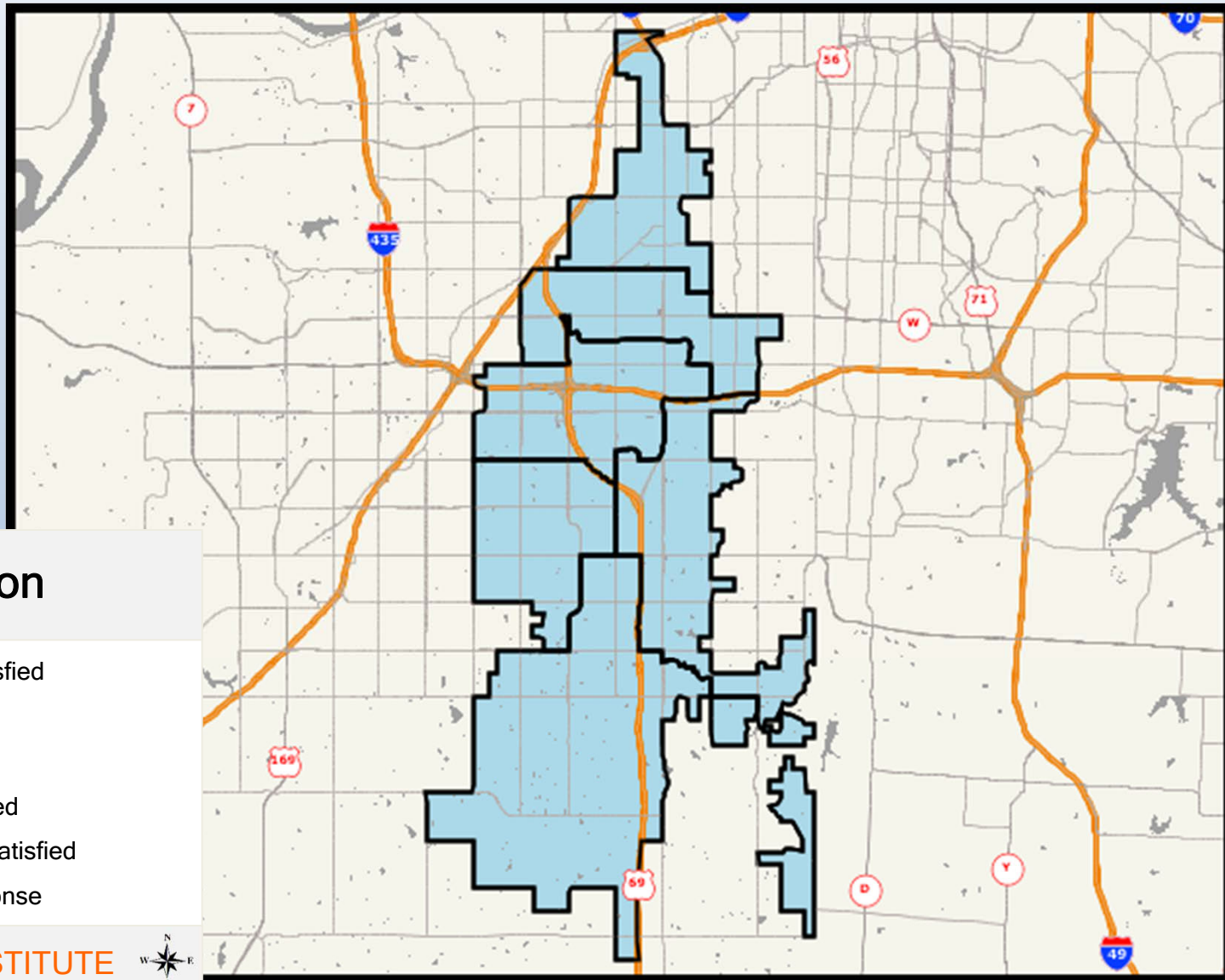
Q11[03].How satisfied were you with the flow of traffic on U.S. 69 between 103rd and 179th Streets NORTHBOUND between 9-3:30pm on weekdays (M-F)?



Satisfaction

- Very Satisfied
- Satisfied
- Neutral
- Dissatisfied
- Very Dissatisfied
- No Response

Q11[04].How satisfied were you with the flow of traffic on U.S. 69 between 103rd and 179th Streets SOUTHBOUND between 9-3:30pm on weekdays (M-F)?

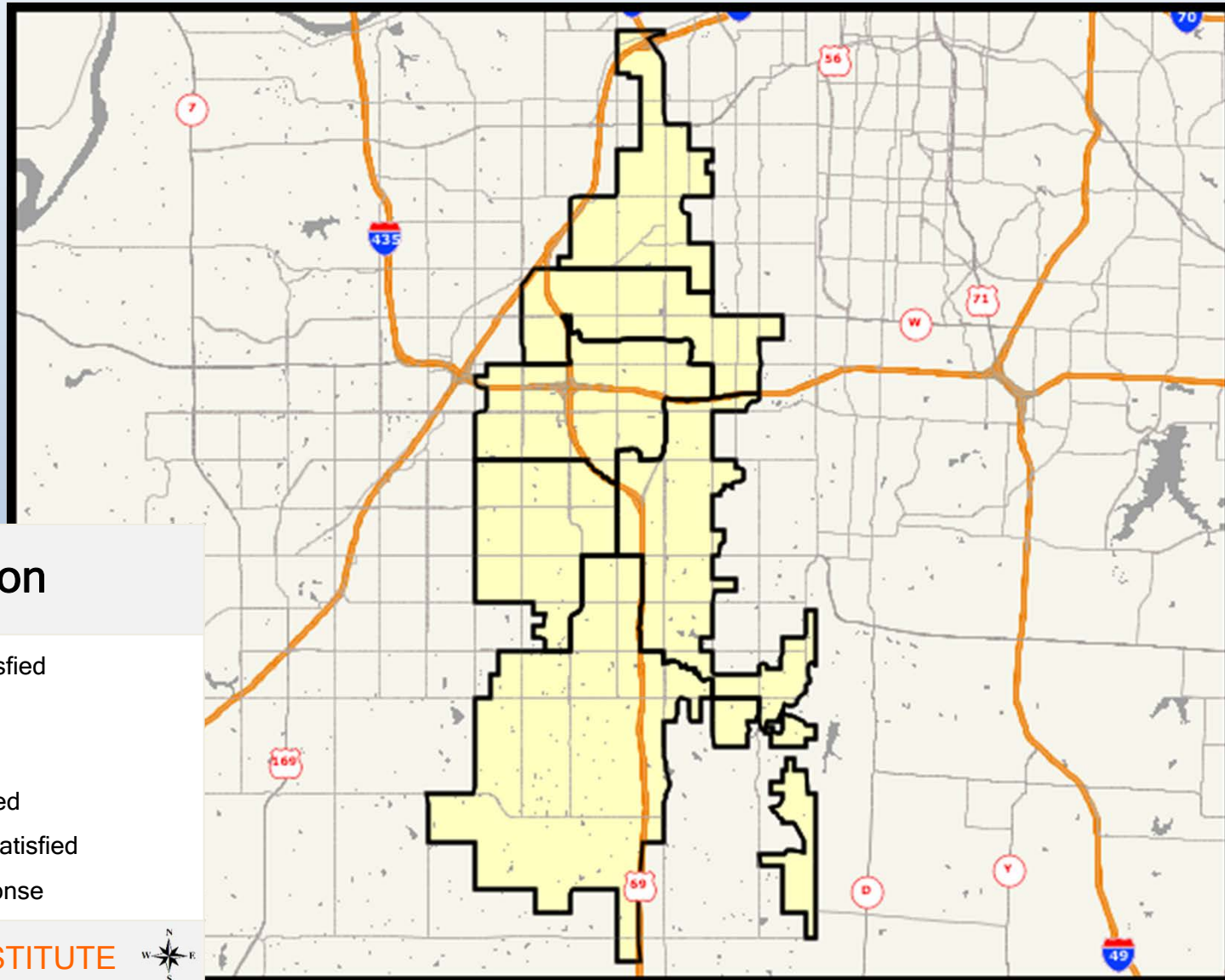


Satisfaction

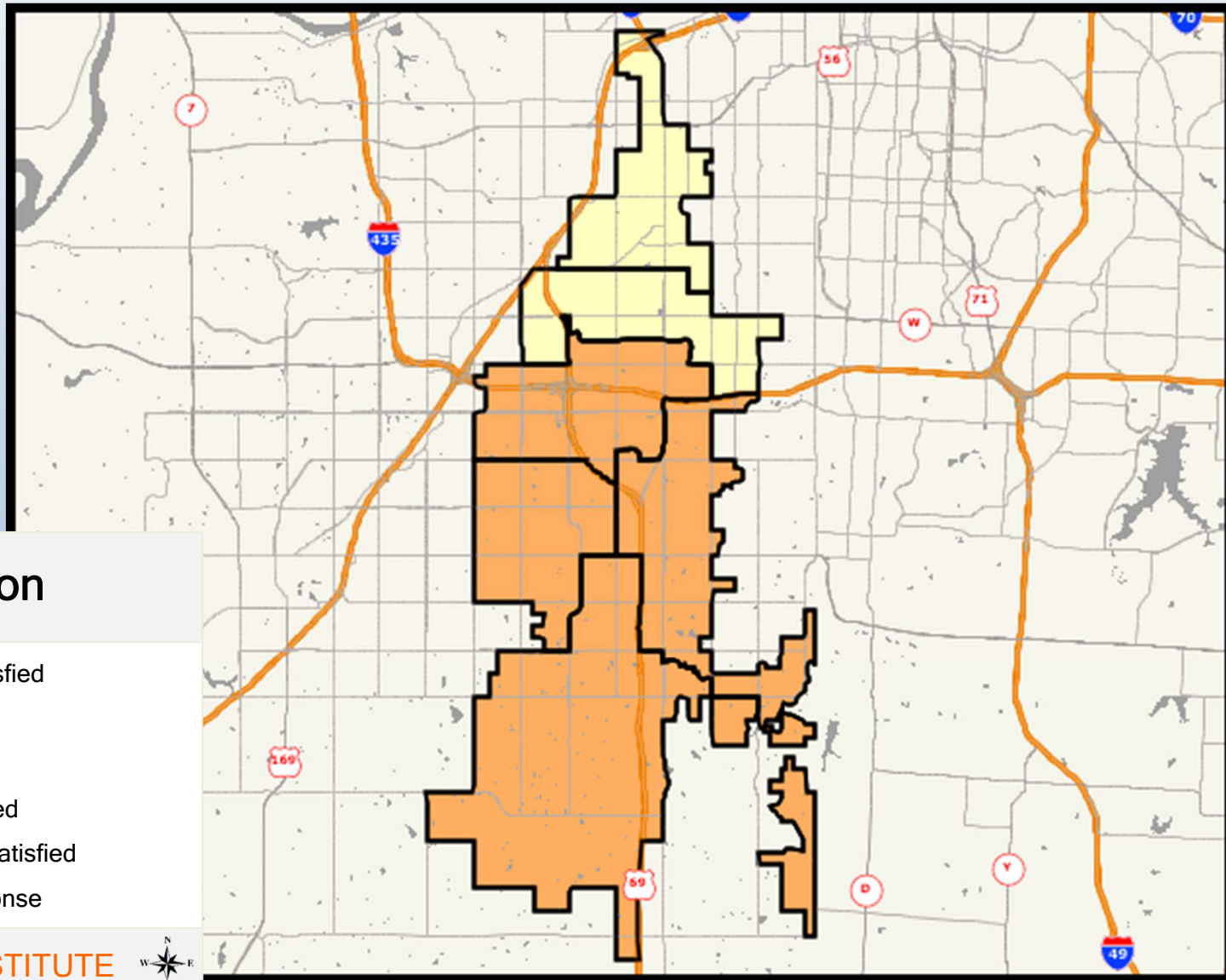
- Very Satisfied
- Satisfied
- Neutral
- Dissatisfied
- Very Dissatisfied
- No Response



Q11[05].How satisfied were you with the flow of traffic on U.S. 69 between 103rd and 179th Streets NORTHBOUND in the evening between 3:30-6pm on weekdays (M-F)?



Q11[06].How satisfied were you with the flow of traffic on U.S. 69 between 103rd and 179th Streets SOUTHBOUND in the evening between 3:30-6pm on weekdays (M-F)?

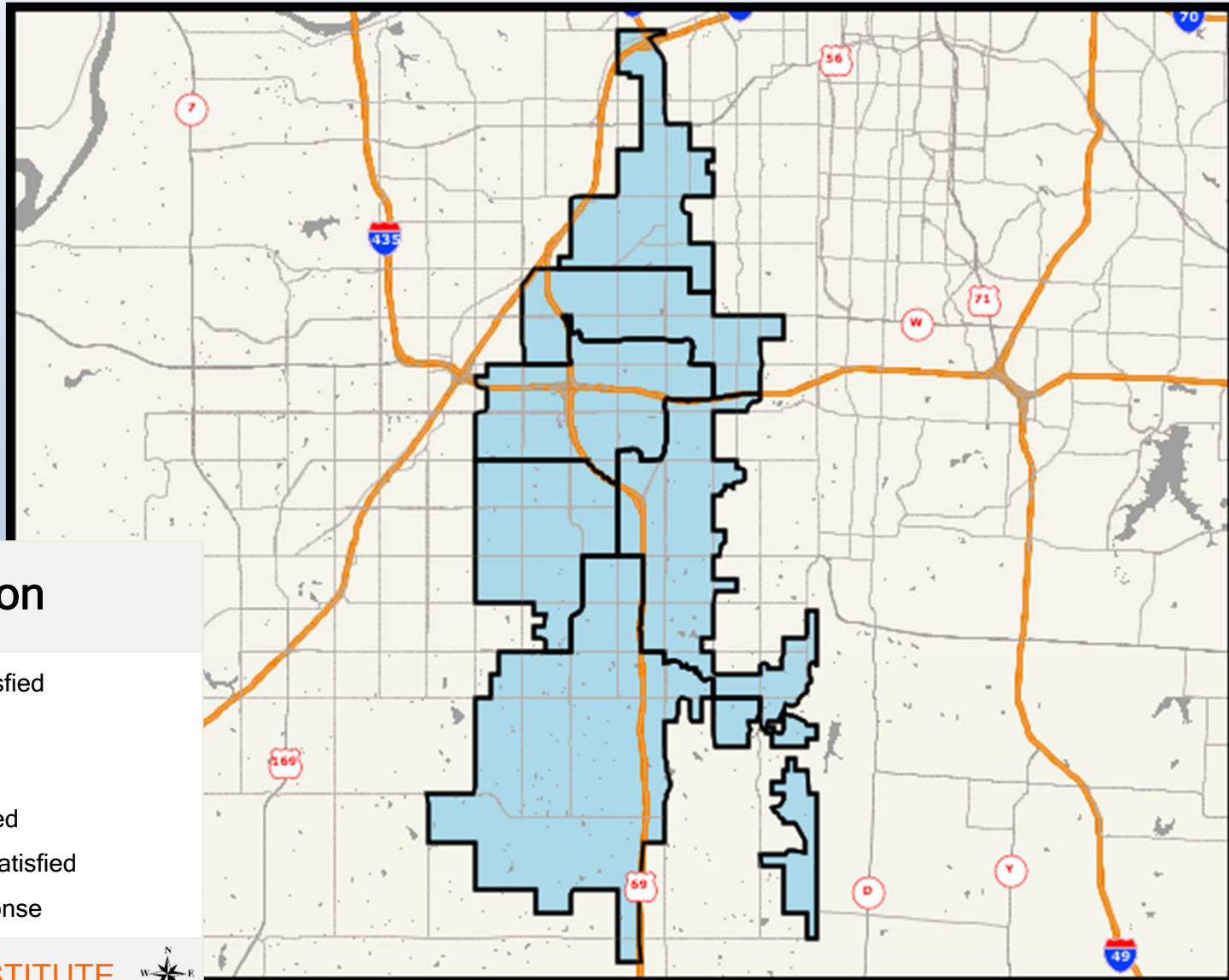


Satisfaction

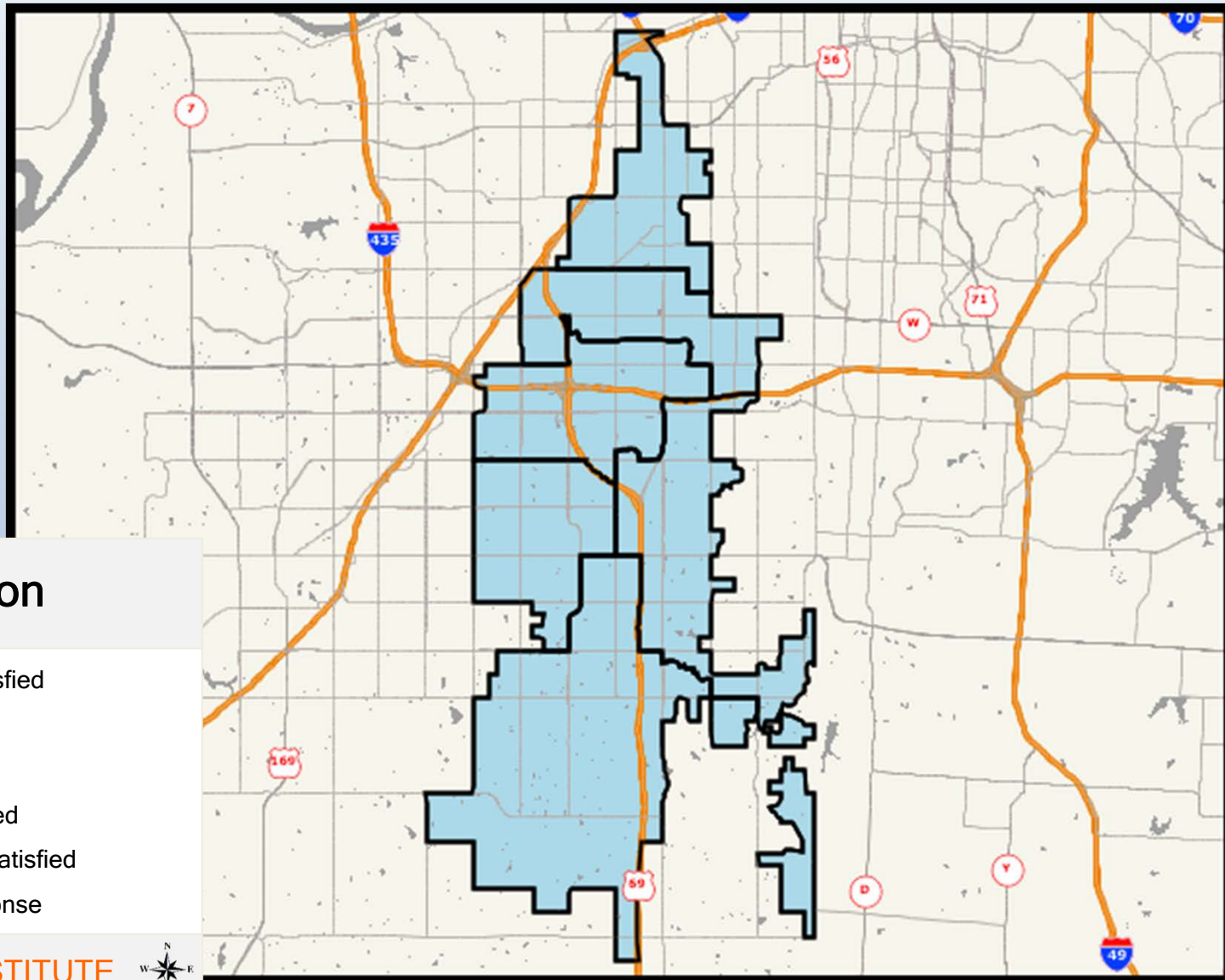
- Very Satisfied
- Satisfied
- Neutral
- Dissatisfied
- Very Dissatisfied
- No Response



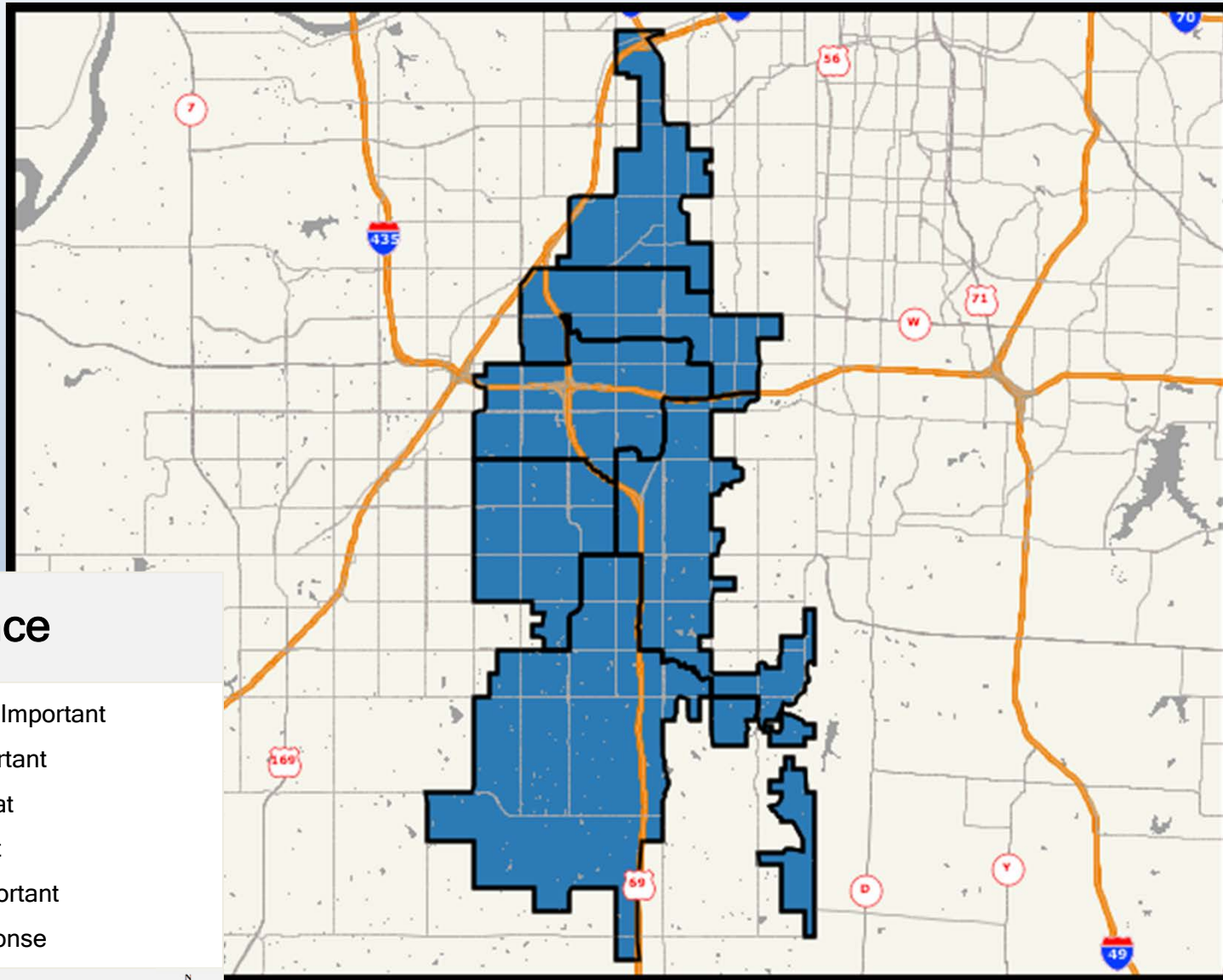
Q11[07].How satisfied were you with the flow of traffic on U.S. 69 between 103rd and 179th Streets at all other times on weekdays?



Q11[08].How satisfied were you with the flow of traffic on U.S. 69 between 103rd and 179th Streets on weekends (Sat & Sun)?



Q14[01].Please rate how important it is to improve traffic flow

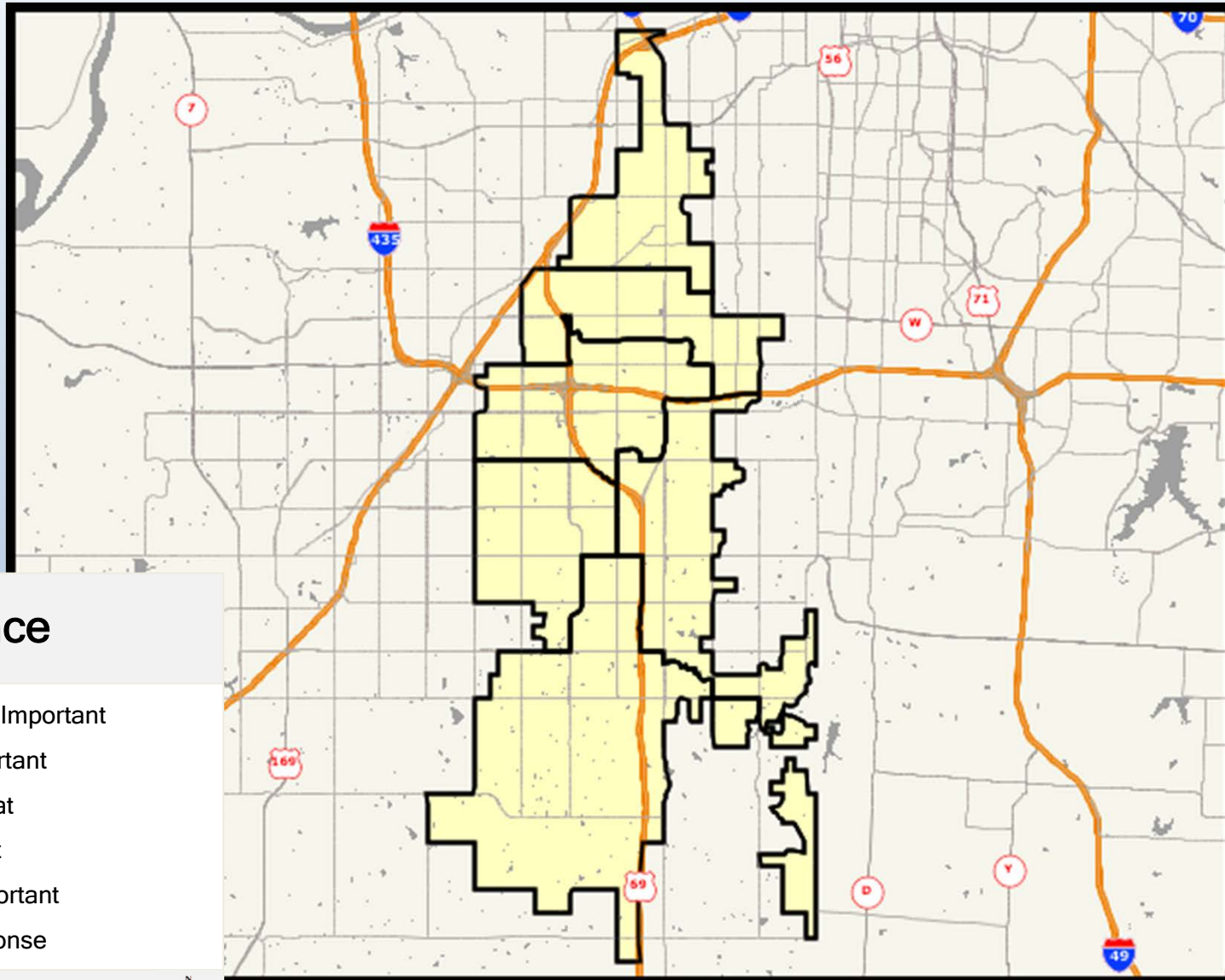


Importance

- Not at all Important
- Not Important
- Somewhat
- Important
- Very Important
- No Response

ETC INSTITUTE

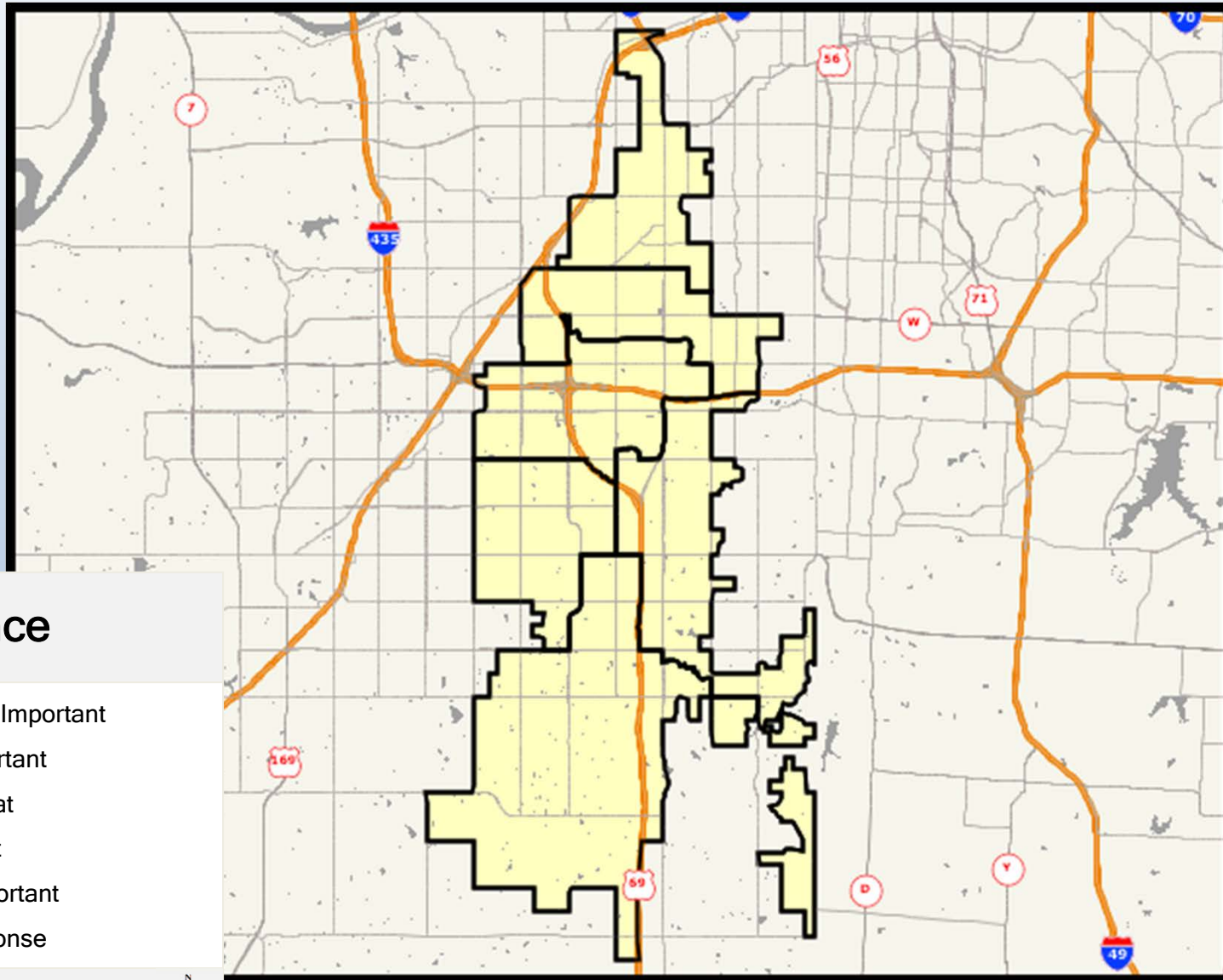
Q14[02].Please rate how important it is to promote economic development



Importance

- Not at all Important
- Not Important
- Somewhat
- Important
- Very Important
- No Response

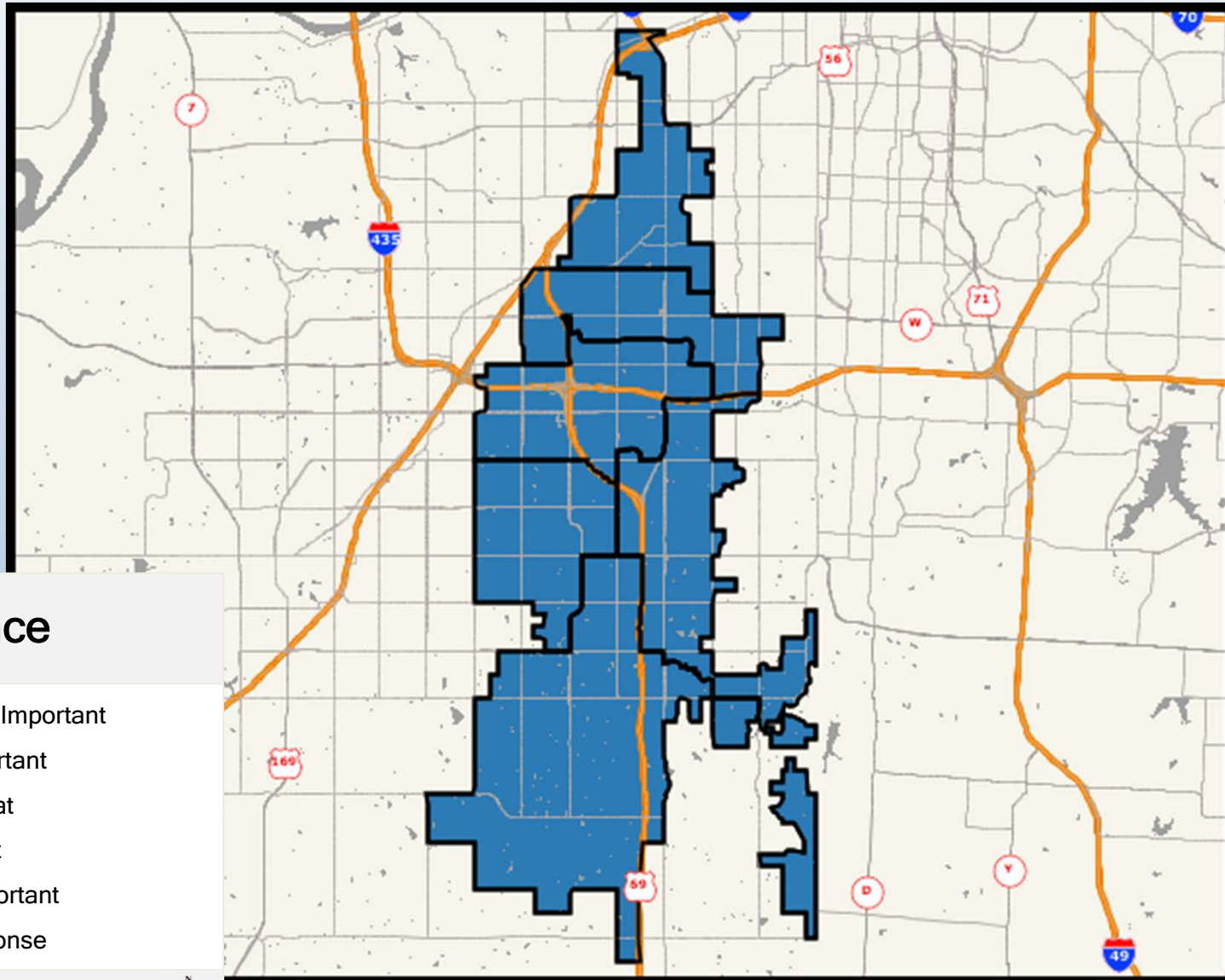
Q14[03]. Please rate how important it is to improve the visual appeal/appearance of the corridor



Importance

- Not at all Important
- Not Important
- Somewhat
- Important
- Very Important
- No Response

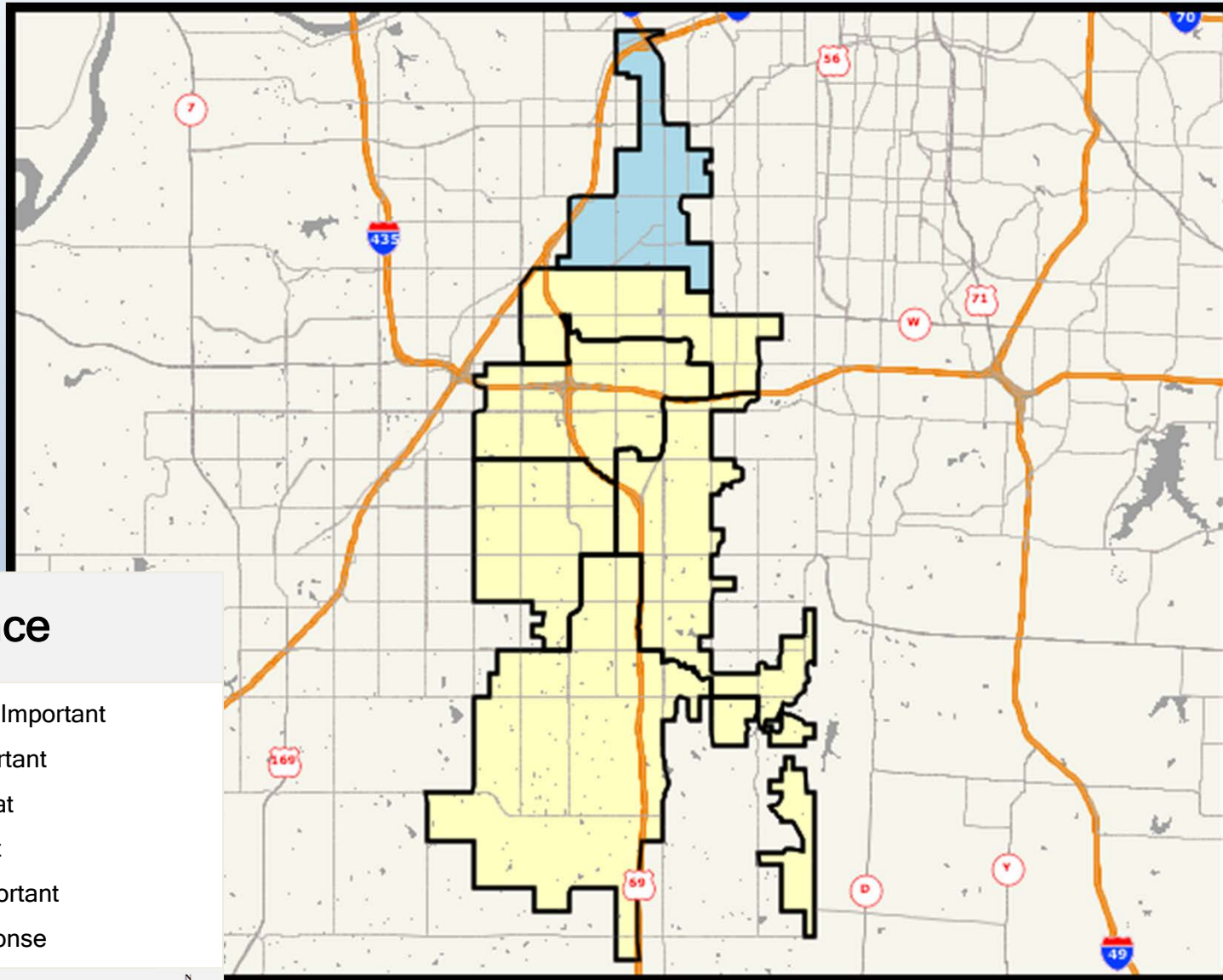
Q14[04].Please rate how important it is to enhance driver safety



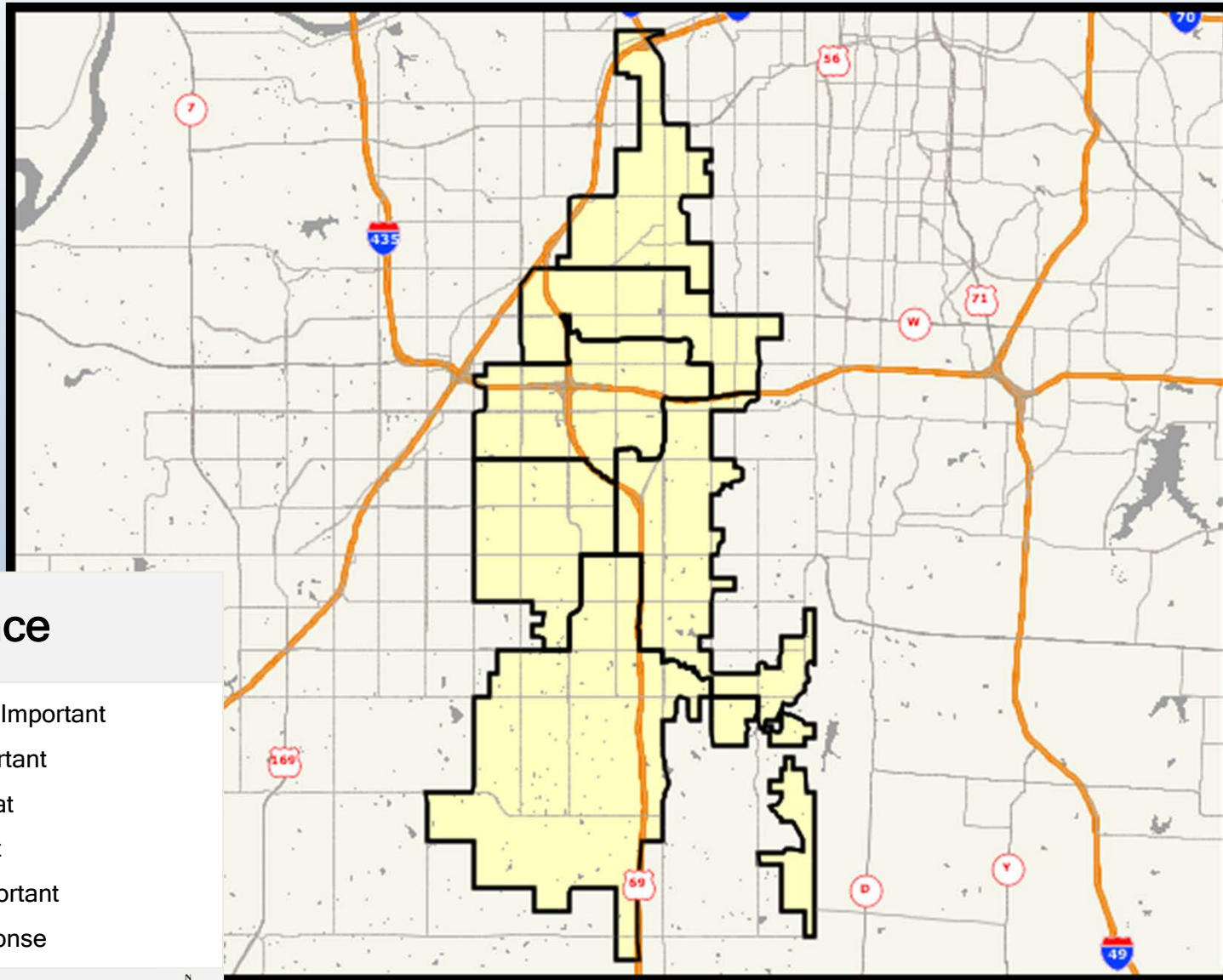
Importance

- Not at all Important
- Not Important
- Somewhat
- Important
- Very Important
- No Response

Q14[05].Please rate how important it is to allow people to safely walk across interchanges



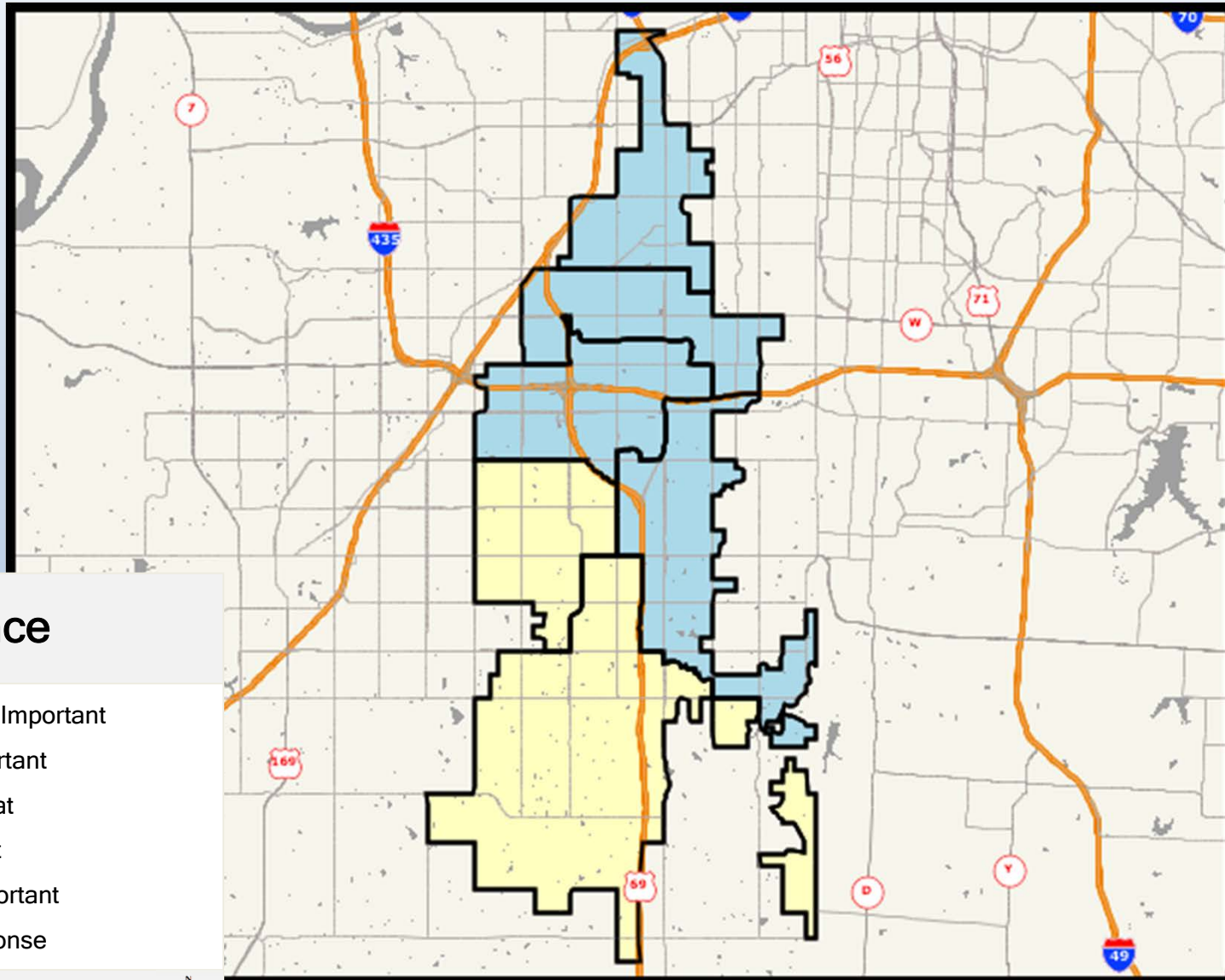
Q14[06]. Please rate how important it is to allow people to safely bike across interchanges



Importance

- Not at all Important
- Not Important
- Somewhat
- Important
- Very Important
- No Response

Q14[07].Please rate how important it is to preserve the environment



Section 6

Survey Instrument



Dwight D. Eisenhower State Office Building
700 S.W. Harrison Street
Topeka, KS 66603-3745
Julie L. Lorenz, Secretary

Phone: 785-296-3901
Fax: 785-296-4302
kdot#publicinfo@ks.gov
<http://www.ksdot.org>
Laura Kelly, Governor

November 2020

Dear Johnson County and Surrounding Area Residents:

The Kansas Department of Transportation (KDOT) is conducting a survey to find out what Kansans think about potential future improvements to the U.S. 69 Corridor between 103rd and 179th Streets in Johnson County. Your input is needed to help the decisions we make reflect the needs and priorities of your community.

We have selected ETC Institute to help us with the survey. ETC Institute has an outstanding record of working with transportation departments nationwide. They will prepare a report based on everyone's collective responses which will be delivered in late 2020 and posted on the KDOT website. We look forward to having these results so that we can better understand and meet your transportation needs.

Please take a few minutes to complete the enclosed survey within the next few days using one of two options. You may return your completed survey by mail using the postage-paid envelope provided, or you can complete the survey online at www.KDOTSurvey.org. Please choose only one option.

If you have questions, please contact Ann Melton, Kansas Department of Transportation, at 785-409-2190.

Thank you for participating in this important process.

Sincerely,

Julie Lorenz
Secretary, Department of Transportation
Enclosure

8. How concerned are you with predictable travel times when you travel on U.S. 69 between 103rd and 179th Streets? Would you say you are...

- ___(1) Very concerned [Answer Q8a.] ___(3) Not concerned
 ___(2) Somewhat concerned [Answer Q8a.] ___(9) Don't know

8a. Why do you feel that way?

9. How would you rate the condition of the road surface on U.S. 69 between 103rd and 179th Streets? Would you rate it as...

- ___(1) Excellent ___(4) Poor (needs major improvements) [Answer Q9a.]
 ___(2) Good ___(9) Don't know
 ___(3) Fair (needs some improvement) [Answer Q9a.]

9a. Which section of the highway needs the most improvement?

10. How would you rate the condition of the interchanges (on/off ramps) on U.S. 69 between 103rd and 179th Streets? Would you rate them as...

- ___(1) Excellent ___(4) Poor (need major improvements) [Answer Q10a.]
 ___(2) Good ___(9) Don't know
 ___(3) Fair (need some improvement) [Answer Q10a.]

10a. Which interchange needs the most improvement?

11. How satisfied were you with the flow of traffic on U.S. 69 between 103rd and 179th Streets during the following time periods prior to the COVID-19 Pandemic?

How satisfied are you with...	Very Satisfied	Satisfied	Neutral	Dissatisfied	Very Dissatisfied	Don't Know
1. Northbound in the morning between 6-9am on weekdays (M-F)	5	4	3	2	1	9
2. Southbound in the morning between 6-9am on weekdays (M-F)	5	4	3	2	1	9
3. Northbound between 9-3:30pm on weekdays (M-F)	5	4	3	2	1	9
4. Southbound between 9-3:30pm on weekdays (M-F)	5	4	3	2	1	9
5. Northbound in the evening between 3:30-6pm on weekdays (M-F)	5	4	3	2	1	9
6. Southbound in the evening between 3:30-6pm on weekdays (M-F)	5	4	3	2	1	9
7. All other times on weekdays	5	4	3	2	1	9
8. On weekends (Sat & Sun)	5	4	3	2	1	9

12. How does congestion on U.S. 69 compare to other highways in Kansas?

- ___(1) It has the worst congestion in the State ___(5) Better than others
 ___(2) Much worse than others ___(6) Much better than others
 ___(3) Worse than others ___(9) Don't know
 ___(4) About the same

13. In general, how do you think traffic flow on U.S. 69 has changed since the beginning of the COVID-19 Pandemic? Would you say it has gotten...

- ___(1) Much better ___(3) Stayed about the same ___(5) Much worse
 ___(2) Somewhat better ___(4) Somewhat worse ___(9) Don't know

14. Please rate how important the following issues should be in determining the types of improvements (if any) that could be made to U.S. 69 between 103rd and 179th Streets.

How important is it to design improvements that...	Very Important	Important	Somewhat Important	Not Important	Not Important at All	Don't Know
1. Improve traffic flow	5	4	3	2	1	9
2. Promote economic development	5	4	3	2	1	9
3. Improve the visual appeal/appearance of the corridor	5	4	3	2	1	9
4. Enhance driver safety	5	4	3	2	1	9
5. Allow people to safely walk across interchanges	5	4	3	2	1	9
6. Allow people to safely bike across interchanges	5	4	3	2	1	9
7. Preserve the environment	5	4	3	2	1	9

15. Of the issues above, which TWO do you think should be most important in determining the types of improvements (if any) that are made to U.S. 69 between 103rd and 179th Streets? [Write in your answers below using the numbers from Question 14.]

1st: ____ 2nd: ____

16. Overall, how important do you think it is to make improvements to U.S. 69 between 103rd and 179th Streets?

____(1) Very important ____ (3) Somewhat important ____ (5) Not important at all
 ____ (2) Important ____ (4) Not important ____ (9) Don't know

16a. What are your other important transportation priorities?

17. Have you seen "express toll lanes" in urban areas of other states like Texas, Colorado, or Minnesota where drivers can choose to pay a toll to drive in an express lane that bypasses congestion in untolled lanes?

____ (1) Yes ____ (2) No

18. Do you generally like the idea of being able to pay a toll to bypass congestion?

____ (1) Yes ____ (2) No [Answer Q18a.] ____ (9) Don't know

18a. Why not? _____

19. From which of the following sources would you prefer to get information about improvements that are being considered to U.S. 69 between 103rd and 179th Streets? [Check all that apply.]

- ____ (01) KDOT project website
- ____ (02) The City of Overland Park
- ____ (03) Johnson County
- ____ (04) Kansas City Star
- ____ (05) TV News
- ____ (06) Direct mailings
- ____ (07) Facebook
- ____ (08) Instagram
- ____ (09) Nextdoor
- ____ (10) Public meetings (in-person)
- ____ (11) Public meetings (virtual)
- ____ (12) Not interested in more information
- ____ (13) Other: _____

20. From the list above, which TWO sources do you trust most? [Write in your answers below using the numbers from the list in Question 19.]

1st: ____ 2nd: ____ NONE

21. **Would you be interested in participating in future meetings and/or focus groups about improvements to U.S. 69 between 103rd and 179th Streets? These meetings may be conducted virtually.**

___(1) Yes [Answer Q21a.] ___(2) No

21a. Please provide your contact info.

Name: _____

Phone: _____

Email: _____

OPTIONAL: *The following demographic questions are optional. The results of these questions will help us ensure that our sample is representative of the community.*

22. **Do you live inside the City of Overland Park?** ___(1) Yes ___(2) No

23. **What is your age?** _____ years

24. **What is your gender?** ___(1) Male ___(2) Female ___(3) Non-binary ___(4) Other: _____

25. **Are you registered to vote?** ___(1) Yes ___(2) No

26. **Would you say your total annual household income is...**

___(1) Under \$30,000 ___(3) \$70,000 to \$99,999 ___(5) \$125,000 to \$149,999
___(2) \$30,000 to \$69,999 ___(4) \$100,000 to \$124,999 ___(6) \$150,000 or more

27. **What is your home zip code?** _____

28. **If you have any specific issues or concerns related to U.S. 69 between 103rd and 179th Street that you would like to share with KDOT, please write them in the space provided below.**

This concludes the survey. Thank you for your time!

Please return your completed survey in the enclosed postage-paid envelope addressed to:
ETC Institute, 725 W. Frontier Circle, Olathe, KS 66061

Your responses will remain completely confidential. The information printed to the right will ONLY be used to better understand how people who live in different areas responded to the survey questions. If your address is not correct, please provide the correct information. Thank you.